



BACKWARD CLASS YOUTH RELIEF COMMITTEE'S

BHIWAPUR MAHAVIDYALAYA

BHIWAPUR DIST. NAGPUR- 441201

ACCREDITED WITH GRADE 'B' (CGPA-2.54) BY NAAC, BENGALURU

ISO-9001:2015

AFFILIATED TO RASHTRASANT TUKADOJI MAHARAJ NAGPUR UNIVERSITY, NAGPUR


E-mail: bmv_bhiwapur@yahoo.com; bgm.college1990@gmail.com Website: <https://www.bmb.ac.in>

Tel: 07106-232349

DETAILED REPORT OF THE ACTIVITY

2023-2024

ACADEMIC SESSION	2023-2024
NAME OF THE ACTIVITY	Self-financing 'Certificate Course in Tally Essential Level 1'
ORGANIZING INSTITUTION/COLLABORATING INSTITUTIONS	Bhiwapur Mahavidyalaya
CORE AREAS COVERED	Introduction of Tally Software, GST.
SCHEDULE	From 26 th February, 2024 to 4 th May, 2024 (35 Hours)
VENUE	Computer Laboratory
MODE OF ACTIVITY (ONLINE/OFFLINE (IF ONLINE, GIVE WEBLINK))	Offline
ORGANIZING COMMITTEE	COMMITTEE FOR RUNNING B. VOC. DEGREE PROGRAMMES (Bachelor of Vocation), COMMUNITY COLLEGES, CAREER ORIENTED PROGRAMMES, ADVANCED DIPLOMA PROGRAMMES AND ONE STUDENT ONE SKILL PROGRAMME (OSOSP)
CHIEF COORDINATOR	Asst. Prof. Anita V. Mahawadiwar
COMMITTEE MEMBERS	1. Asst. Prof. Dr. Ashwini M. Kadu 2. Asst. Prof. Amit Thakare 3. Asst. Prof. Dr. Ravikant Mishra 4. Asst. Prof. Darshana Dhamdar

<p>KEYNOTE SPEAKER/RESOURCE PERSON (Furnish a Brief Report on the Keynote Speaker's Expertise)</p>	
<p>BENEFICIARIES/TARGET GROUP</p>	<p>Entire students of B. Com. II</p>
<p>NUMBER OF STUDENTS PARTICIPATED/BENEFICIAR IES</p>	<p>18</p>
<p>NAME OF THE TRAINER</p>	<p>Asst. Prof. Manoj S. Raut</p>
<p>SYLLABUS AS PER THE COURSE MODULE</p>	

Contents

Chapter 1: Fundamentals of Accounting	
1.1	Introduction 2
1.1.1	Meaning of Accounting 3
1.2	Terminologies used in Accounting 4
1.3	Concepts of Accounting 5
1.4	Double Entry System of Accounting 7
1.4.1	Uses of Debit and Credit 7
1.4.2	Rules of Debit and Credit 7
1.5	Golden Rules of Accounting 8
1.6	Recording of Business Transactions 12
1.6.1	Journalising Transactions 12
1.7	Trial Balance 15
1.8	Financial Statements 16
1.8.1	Trading Account 16
1.8.2	Profit & Loss Account 18
1.8.3	Balance Sheet 20
1.9	Subsidiary Books & Control Accounts 23
1.9.1	Cash Book 23
1.9.1.1	Single Column Cash Book 23
1.9.1.2	Double Column Cash Book 24
1.9.1.3	Three Column Cash Book 24
1.9.2	Petty Cash Book 25
1.9.3	Purchase (Journal) Book 25
1.9.4	Purchases Return (Journal) Book 25
1.9.5	Sales (Journal) Book 25
1.9.6	Sales Return (Journal) Book 25
1.9.7	Journal Proper 26
1.9.8	Control Accounts 26
1.10	Depreciation 26
1.10.1	Methods for Depreciation 26
1.10.2	Preparation of Depreciation Schedule 28
1.11	Computerised Accounting 28
1.11.1	Advantages of computerised accounting 29
1.11.2	Accounting Structure for computerised accounting 29
	Key Takeaways 29
	Practice Exercises 30
Chapter 2: Introduction to TallyPrime	
2.1	Introduction 34
2.2	Features of TallyPrime 34
2.3	Downloading and Installation of TallyPrime 35
2.4	Types of Licenses in TallyPrime 40

TallyEssential Level 1

2.5 Activate New License.....

2.6 Reactivate License in TallyPrime.....

2.7 Use License from Network in a Multiuser Environment.....

2.8 Working TallyPrime in Educational Mode.....

2.9 Company Creation and Setting up Company Features in TallyPrime.....

2.10 Getting Started with TallyPrime.....

 2.10.1 Navigating from Anywhere to Anywhere in TallyPrime.....

 2.10.1.1 Top Menu.....

 2.10.1.2 Right Buttons.....

 2.10.1.3 Keyboard Shortcuts in TallyPrime.....

 2.10.1.4 Go To.....

 2.10.1.5 Switch To.....

2.11 F12 Configuration in TallyPrime.....

2.12 Alter Company Details.....

2.13 Shut the Company.....

Key Takeaways.....

Practice Exercises.....

Chapter 3: Maintaining Chart of Accounts

3.1 Introduction.....

3.2 Chart of Accounts.....

3.3 Creation of Masters in TallyPrime.....

 3.3.1 Accounting Masters.....

 3.3.1.1 Group Creation.....

 3.3.1.2 Ledger Creation.....

 3.3.2 Inventory Masters.....

 3.3.2.1 Creation of Stock Group.....

 3.3.2.2 Creation of Stock Category.....

 3.3.2.3 Creation of Unit of Measure.....

 3.3.2.4 Creation of Stock Item.....

 3.3.2.5 Creation of Godown.....

3.4 Alteration of Masters in TallyPrime.....

3.5 Deletion of Masters in TallyPrime.....

3.6 Multi-Masters Creation and Display of Chart of Accounts.....

 3.6.1 Multi Groups Creation.....

 3.6.2 Multi Ledgers Creation.....

 3.6.3 Multi Stock Groups Creation.....

 3.6.4 Multi Stock Items Creation.....

Key Takeaways.....

Shortcut Keys.....

Practice Exercises.....

Chapter 4: Recording and Maintaining Accounting Transactions

4.1 Introduction.....

4.2 Recording Transactions in Tally.....

4.3	Recording Accounting Vouchers in TallyPrime	
4.3.1	Receipt Voucher (F6)	
4.3.2	Contra Voucher (F4)	
4.3.3	Payment Voucher (F5)	
4.3.4	Purchase Voucher (F9)	
4.3.5	Sales Voucher (F8)	
4.3.6	Debit Note Voucher (Alt + F5)	
4.3.7	Credit Note Voucher (Alt + F6)	
4.3.8	Journal Voucher (F7)	
	4.3.8.1 Recording for Provisions	
	Key Takeaways	
	Shortcut Keys	
	Practice Exercises	
	Chapter 5: Banking	
5.1	Introduction	
5.2	Banking Payments	
5.3	Cheque Printing	
	5.3.1 Single Cheque Printing	
	5.3.2 Multi Cheque Printing	
5.4	Deposit Slip	
	5.4.1 Cheque Deposit Slip	
	5.4.2 Cash Deposit Slip	
5.5	Payment Advice	
5.6	Bank Reconciliation	
	5.6.1 Manual Bank Reconciliation	
	5.6.2 Auto Bank Reconciliation	
	Key Takeaways	
	Shortcut Keys	
	Practice Exercises	
	Chapter 6: Generating Financial Statements and MIS Reports	
6.1	Introduction	
6.2	Final Accounts Reports in Tally	
	6.2.1 Trial Balance	
	6.2.2 Profit and Loss Account	
	6.2.3 Balance Sheet	
	6.2.3.1 View working capital figures from Balance Sheet	
	6.2.4 Cash Flow & Fund Flow Analysis Report	
	6.2.4.1 Cash Flow Analysis Report	
	6.2.4.2 Funds Flow Analysis Report	
	6.2.5 Receipts and Payments	
6.3	MIS Reports in Tally	
	6.3.1 Stock Summary Analysis	

TallyEssential Level 1

6.3.1.1 Stock Summary
6.3.1.1.1 Item-wise Profitability Analysis
6.3.1.2 Godown-wise Stock Availability
6.3.1.3 Stock Query
6.3.2 DayBook
6.3.3 Cash and Bank Book
6.3.4 Purchase Register
6.3.5 Sales Register
6.3.6 Journal Register
6.4 Bird's eye view/Drill down display from anywhere to anywhere
Key Takeaways
Shortcut Keys
Practice Exercises

Chapter 7: Data Security

7.1 Introduction
7.2 Security Control
7.3 Activation of Security Control
7.4 Creation of Security Levels (User Roles)
7.5 Creation of Users And Passwords for Company
7.6 Accessing the company using Security Levels
7.6.1 Change User
7.6.2 Login to the company using the Security Level - Data Entry 1 and check the user roles
7.6.3 Login to the company using the Security Level - Data Entry 2 and check the user roles
7.6.4 Login to the company using the Security Level - Accountant and check the user roles
7.7 Auto Login
7.8 TallyVault
Key Takeaways
Shortcut Keys
Practice Exercises

Chapter 8: Company Data Management

8.1 Introduction
8.2 Backup of Company Data
8.3 Restoring of Company Data
8.4 Company Data Repair
8.5 Migration of Tally.ERP 9 Company Data to TallyPrime
Key Takeaways
Shortcut Keys
Practice Exercises

Chapter 9: Goods and Services Tax (GST)

9.1 Introduction to GST.....

9.1.1 Why GST?.....

9.1.2 GST Tax Structure.....

9.1.3 Determination of Tax.....

9.1.4 GST Registration.....

9.1.5 Managing HSN CODE/SAC.....

9.1.6 GST Rate Structure.....

9.1.7 Supply of Goods and Services.....

9.1.7.1 Place of Supply.....

9.1.7.2 Time of Supply.....

9.1.7.3 Value of Supply.....

9.1.8 Invoicing.....

9.1.8.1 Tax Invoice.....

9.1.8.2 Bill of Supply.....

9.1.9 Input Tax Credit.....

9.1.10 E-Way Bill.....

9.2 GST in TallyPrime.....

9.2.1 Creation of Company and Activating GST at Company Level.....

9.2.2 Introducing Capital into the Business.....

9.2.3 Creation of Masters in TallyPrime.....

9.2.3.1 Creation of Accounting Masters.....

9.2.3.2 Creation of Inventory Masters.....

9.2.3.3 Displaying Chart of Accounts.....

9.3 Recording GST Compliant Transactions.....

9.3.1 Accounting Intrastate Supply of Goods.....

9.3.1.1 Intrastate Inward Supply of Goods.....

9.3.1.2 Intrastate Outward Supply of Goods.....

9.3.2 Accounting Interstate Supply of Goods.....

9.3.2.1 Interstate Inward Supply of Goods.....

9.3.2.2 Interstate Outward Supply of Goods.....

9.4 Input Tax Credit Set Off against Liability.....

9.5 GST Tax Payment.....

9.5.1 Timeline for Payment of GST Tax.....

9.5.2 Modes of Payment.....

9.5.3 Challan Reconciliation.....

9.6 Generating GST Returns for Regular Dealer in Tally.....

9.6.1 GSTR-1.....

9.6.2 GSTR-3B.....

9.6.3 GSTR-9 – GST Annual Computation.....

Conclusion.....

Key Takeaways.....

Shortcut Keys.....

Practice Exercises.....

Key Answers for Practice Exercises.....

DETAILED REPORT OF THE ACTIVITY

As per the **Memorandum of Understanding (MoU) for Quality Enhancement in Higher Educational Institutions** signed between Bhiwapur Mahavidyalaya and Tally Education Pvt. Ltd. for the Academic Session 2023-2024, we conducted Self-financing Certificate Course in “Tally Essential

	<p>Level 1”, under the Flagship “One Student One Skill Programme” (OSOSP) of our Institution. Asst. Prof. Manoj Raut (Chief Trainer) imparted training to 18 students of our Institution regarding the operation and application of Tally Software. The prime aim of this Course was to develop Accounting Skills among our students, which will make them competent and self-reliant to face the challenges in their lives. To achieve this prime objective, we entered into an MOU with Tally Education Private Limited, Nagpur. As per the schedule prepared by the Institute, Theory and Practical Sessions were conducted for the students at the host Institution. Upon successful completion of the Certificate Course in “Tally Essential Level 1”, Certificates had been issued to all the successful trainees.</p>
<p>PROGRAMME OBJECTIVES</p>	<ul style="list-style-type: none"> • To develop students’ interest in Skill Oriented Programmes. • To impart knowledge about the various concepts of Financial Accounting and Tally Software • To enable trainees to calculate Monetary Quantities, Accountancy, Tax and GST (Goods and Service Tax) amount. • To equip our students with appropriate knowledge to become adept in business. To generate employment opportunities for our students.

	<ul style="list-style-type: none"> • To reduce the unemployment ratio. • To develop the overall personality of our students. • To give wider exposure to our students in exploring their hidden talents. • To motivate our students to participate in the Flagship “One Student One Skill Programme” (OSOSP) of our Institution. • To develop students’ interest in Certificate Course in “Tally Essential Level 1”. • To make our students competent to face the challenges ahead. • To make our students self-reliant. • To Promote ‘Earn and Learn’ Policy of our Institution. • To ensure the holistic development of our students.
<p>PROBLEMS FACED, IF ANY</p>	<p>Challenges:</p> <ul style="list-style-type: none"> • Difficulty in attracting a sufficient number of students to enrol in the Course. • Ensuring students’ consistent attendance and participation throughout the Course. • Technical problems with Tally Software or hardware during training Sessions. • Internet connectivity issues affecting the smooth conduct of online aspects of the Course. • Balancing the course schedule with students’ other academic commitments and activities. • Ensuring that both theoretical and practical components are adequately covered within the given timeframe.

	<ul style="list-style-type: none"> • Ensuring the availability of the chief trainer Asst. Prof. Manoj Raut for all scheduled Sessions. <p>However, the Organizing Committee addressed these challenges through careful planning, effective communication and contingency strategies which ensured the smooth execution of the Course.</p>
<p>IMPACT/OUTCOMES ACHIEVED</p>	<ul style="list-style-type: none"> • Motivated our students to participate in the Flagship “One Student One Skill Programme (OSOSP)” of our Institution. • Develop students’ interest in Skill-Oriented Programmes. • Imparted knowledge about various concepts of Financial Accounting and Tally Software. • Enabled trainees to calculate Monetary Quantities, Accountancy, Tax and GST (Goods and Service Tax) amount. • Equipped our students with appropriate knowledge to become good businessmen. • Generated employment opportunities for our students. • Gave wider exposure to students in exploring their hidden talents. • Eighteen Students participated in this Certificate Course in “Tally Essential Level 1”. • Built confidence among our students. • Insured the holistic development of our students. • Upon successful completion of the Certificate Course in “Tally Essential Level 1”, Certificates had been issued to all the successful trainees. • Made the students self-reliant. • Promoted ‘Earn and Learn’ Policy of our Institution.

**GEOTAG PHOTO GALLERY
WITH CAPTIONS**



**MOU signed by our Institution with Tally
Education Pvt. Ltd., Nagpur.**

सूचना

Date: 22/02/2024

वरिष्ठ महाविद्यालयीन सर्व विद्यार्थ्यांना सूचित करण्यात येते की, Career Oriented Courses under 'One Student One Skill Programme' (OSOSP) अंतर्गत 2023-2024 या सत्रात 'Certificate Course in 'Tally Essential Level 1' या प्रमाणपत्र अभ्यासक्रमाची सुरुवात दि. 26/02/2024 पासून होत आहे. तरी, ज्या विद्यार्थ्यांनी या प्रमाणपत्र अभ्यासक्रमात नोंदणी केली आहे त्या विद्यार्थ्यांनी दुपारी 1.00 ते 2.00 या वेळेत प्रशासकीय इमारत, दुसरा माळा, कॉम्प्युटर लॅब येथे नियमित वर्ग करण्यास उपस्थित रहावे.

Notice

All Senior College students are hereby informed that the 'Certificate Course in Tally Essential Level 1' under the Career Oriented Courses, part of the 'One Student One Skill Programme (OSOSP) for the session 2023-2024, has commenced. Classes will be held from 26/02/2024 onwards. The enrolled Students in this Certificate Course are required to attend regular classes at Administrative Building, 2nd floor, Computer Lab, from 1.00 P.M. to 2.00 P. M.

Anahadikar
(Dr. Anita V. Mahawadiwar)
Coordinator

One Student One Skill Programme (OSOSP)


Bhirmuse
Principal
Bhiwapur Mahavidyalaya
Bhiwapur

1. B. A. I - *[Signature]*
2. B. A. II - *[Signature]*
3. B. A. III - *[Signature]*
4. B. Com. I - *[Signature]*
5. B. Com. II - *[Signature]*
6. B. Com. III - *[Signature]*
7. B. Sc. I - *[Signature]*
8. B. Sc. II - *[Signature]*
9. B. Sc. III - *[Signature]*
10. B. Voc. -

Specimen of the Notice issued to the students for enrolment in the Self-Financing Certificate Course in "Tally Essential Level 1" on 20th November, 2022.

BHIWAPUR MAHAVIDYALAYA, BHIWAPUR
CERTIFICATE COURSE IN TALLY ESSENTIAL LEVEL 1
UNDER
ONE STUDENT ONE SKILL PROGRAMME
LIST OF STUDENTS WHO HAVE ENROLLED THEIR NAMES
ACADEMIC SESSION 2023-2024

Sr. No.	Name of the Students	Class
1.	Monali Moreshwar Malode	B. Com. II
2.	Pragati Gopichand Malode	B. Com. II
3.	Tejaswini Subhash Pimpalkar	B. Com. II
4.	Isha Kishor Gawande	B. Com. II
5.	Achal Tarachand Balbudhe	B. Com. II
6.	Priyanka Vitthal Chaudhari	B. Com. II
7.	Pramila Yashawant Bhajbhuj	B. Com. II
8.	Puja Suresh Barekar	B. Com. II
9.	Swati Bhashkar Malode	B. Com. II
10.	Payal Sudhir Nagpurkar	B. Com. II
11.	Tannu Banduji Dewale	B. Com. II
12.	Mamta Raju Chaudhari	B. Com. II
13.	Sejal Bhashkar Chahande	B. Com. II
14.	Kajal Sudhakar Gedekar	B. Com. II
15.	Sonali Deorao Kargate	B. Com. II
16.	Sonu Ashok Bhanarkar	B. Com. II
17.	Ankit Devidas Gongal	B. Com. II
18.	Shrikant Rahul Patil	B. Com. II


Course Co ordinator
(Dr. Anita V. Mahawadiwar)
One Student One Skill Programme (OSQSP)


Principal
Bhiwapur Mahavidyalaya
Bhiwapur


**List of trainees who had enrolled their names in
the Self-Financing Certificate Course in “Tally
Essential Level 1”**



Asst. Prof. Dr. Anita V. Mahawadiwar, the Coordinator of ‘One Student One Skill Programme, explaining to the students about the importance of the Course during the Inaugural Ceremony of the Self-Financing Certificate Course in “Tally Essential Level 1”.



The Chief Trainer of this Course Asst. Prof. Manoj Raut, during the Theory Session, explaining to the students about the importance of GST and the features of Tally.



Students attending the Practical Session of the Self-financing Certificate Course in 'Tally Essential Level 1'

BHIWAPUR MAHAVIDYALAYA, BHIWAPUR
CERTIFICATE COURSE IN TALLY ESSENTIAL LEVEL 1
UNDER
ONE STUDENT ONE SKILL PROGRAMME
ATTENDANCE SHEET OF STUDENTS APPEARED IN EXAMINATION
SESSION 2023-2024

Sr. No.	Name of the Students	Class	Signature
1.	Monali Moreswar Malode	B. Com. II	
2.	Pragati Gopichand Malode	B. Com. II	
3.	Tejaswini Subhash Pimpalkar	B. Com. II	
4.	Isha Kishor Gawande	B. Com. II	
5.	Achal Tarachand Balbudhe	B. Com. II	
6.	Priyanka Vitthal Chaudhari	B. Com. II	
7.	Pramila Yashawant Bhajbhujje	B. Com. II	
8.	Puja Suresh Barekar	B. Com. II	
9.	Swati Bhashkar Malode	B. Com. II	
10.	Payal Sudhir Nagpurkar	B. Com. II	
11.	Tannu Banduji Dewale	B. Com. II	
12.	Mamta Raju Chaudhari	B. Com. II	
13.	Sejal Bhashkar Chahande	B. Com. II	
14.	Kajal Sudhakar Gedekar	B. Com. II	
15.	Sonali Deorao Kappate	B. Com. II	
16.	Sonu Ashok Bhanarkar	B. Com. II	
17.	Ankit Devidas Gongal	B. Com. II	
18.	Shrikant Rahul Patil	B. Com. II	

(Dr. Anita V. Mahawadiwar)

Course Co ordinator

One Student One Skill Programme (OSOSP)

Principal
Bhiwapur Mahavidyalaya
Bhiwapur

List of students who appeared in the Final Examination of the Certificate Course in 'Tally Essential Level 1'

Specimen of the Certificate distributed to the trainees through Tally Education Pvt. Ltd. (TEPL) upon successful completion of the Training Programme in “Tally Essential Level 1”.



Specimen of the Certificate distributed to the trainees through Tally Education Pvt. Ltd. (TEPL) upon successful completion of the Training Programme in “Tally Essential Level 1”.



BHIWAPUR

Certificate course in Tally ESSE
L.

Class Teacher D. A. V. P.

BHIWAPUR

Attendance

Chapter II, Section XI

For the month of

MAHAVIDYALAYA

Register

Rule 83 (2)

April 2024

Sr. No.	Name of Student	Total due including Current Month's Fees	ATTENDANCE															FOR THE MONTH							T.P.A.								
			01	02	03	04	05	06	07	08	09	10	11	12	13	14	15	16	17	18	19	20	21	22		23	24	25	26	27	28	29	30
1.	Mansi M. Malede	B.Com II	P	P	P	P	P	P	P	P	P	P	P	P	P																		
2.	Pragati G. Malede	B.Com II	P	P	P	P	P	P	P	P	P	P	P	P	P																		
3.	Tejaswini Subhash Patil	B.Com II	P	P	P	P	P	P	P	P	P	P	P	P	P																		
4.	Usha K. Gawande	B.Com II	P	P	P	P	P	P	P	P	P	P	P	P	P																		
5.	Achal Tamchand Raju	B.Com II	P	P	P	P	P	P	P	P	P	P	P	P	P																		
6.	Priyanka V. Chaudhari	B.Com II	P	P	P	P	P	P	P	P	P	P	P	P	P																		
7.	Pranshi V. Bhajbhaje	B.Com II	P	P	P	P	P	P	P	P	P	P	P	P	P																		
8.	Pooja S. Bhatkar	B.Com II	P	P	P	P	P	P	P	P	P	P	P	P	P																		
9.	Swati Abhashkar Male	B.Com II	P	P	P	P	P	P	P	P	P	P	P	P	P																		
10.	Payal S. Nigamkar	B.Com II	P	P	P	P	P	P	P	P	P	P	P	P	P																		
11.	Tanvi B. Desai	B.Com II	P	P	P	P	P	P	P	P	P	P	P	P	P																		
12.	Mamta R. Chaudhari	B.Com II	P	P	P	P	P	P	P	P	P	P	P	P	P																		
13.	Sejal B. Chahande	B.Com II	P	P	P	P	P	P	P	P	P	P	P	P	P																		
14.	Kajal S. Gedekar	B.Com II	P	P	P	P	P	P	P	P	P	P	P	P	P																		
15.	Sandhi D. Kargate	B.Com II	P	P	P	P	P	P	P	P	P	P	P	P	P																		
16.	Sonu A. Bhanarkar	B.Com II	P	P	P	P	P	P	P	P	P	P	P	P	P																		
17.	Ankit Devidas Gangal	B.Com II	P	P	P	P	P	P	P	P	P	P	P	P	P																		
18.	Shrikant R. Patil	B.Com II	P	P	P	P	P	P	P	P	P	P	P	P	P																		
19.																																	

Principal
Bhiwapur Mahavidyalaya
Bhiwapur

Principal
Bhiwapur Mahavidyalaya