

Backward Class Youth Relief Committee's  
**Bhiwapur Mahavidyalaya, Bhiwapur**  
Dist - Nagpur, Maharashtra 441201

**CRITERION I**  
**Curricular Aspects**

**1.4 Feedback System**

**Session 2018-23**

Backward Class Youth Relief Committee's  
**Bhiwapur Mahavidyalaya, Bhiwapur**  
Dist - Nagpur, Maharashtra 441201

**CRITERION I**  
**CURRICULAR ASPECTS**

**1.4 Feedback System**

**Session 2018-2019**

26/04/2019

To

The Principal  
Bhiwapur Mahavidyalaya  
Bhiwapur

Subject: Feedback Analysis and Action Taken Report for your perusal.

Dear Sir,

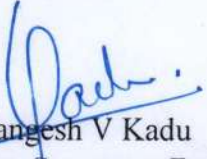
This is with reference to the Feedback Committee's assignment on collecting Feedback from all the Stakeholders and generating an Analysis Report for the session 2018-2019.

The Committee along with its Members has collected the Feedback from Students of Bachelor of Arts, Bachelor of Commerce, Bachelor of Science, Bachelor of Vocation, and Master of Arts – Economics, Political Science and Sociology.

The various categories under which the Feedback has been collected is as follows:

1. Feedback from Students on College
2. Feedback from Students on Teachers
3. Feedback from Teachers
4. Feedback from Alumni
5. Feedback from Parents
6. Feedback from Non- teaching Staff
7. Feedback from Management
8. Visitors Feedback

I, on behalf of the Committee is hereby submitting the Feedback Analysis to be forwarded to the concerned for further action in this regard.

  
Dr. Mangesh V Kadu  
Member Secretary, Feedback Committee  
& IQAC Coordinator  
**IQAC**  
**Co-ordinator**  
**Bhiwapur Mahavidyalaya,**  
**Bhiwapur, Dist-Nagpur**



  
**PRINCIPAL**  
**Bhiwapur Mahavidyalaya**  
**Bhiwapur, Dist. Nagpur**

Enclosed- Feedback Analysis – 2018-2019



BACKWARD CLASS YOUTH RELIEF COMMITTEE'S  
**BHIWAPUR MAHAVIDYALAYA**

BHIWAPUR DIST. NAGPUR- 441201

ACCREDITED WITH GRADE 'B' (CGPA-2.54) BY NAAC, BENGALURU

ISO-9001:2015

29 June 2019

**To Whom So Ever It May Concern**

**Covering Letter for Feedback Analysis**

The feedback mechanism provides Quantifiable and Qualitative measures for improvisation in the Teaching – Learning process. It stands impoverished without proper actions being executed to bring the desired results on improvisations. The following feedbacks forms have been received: Feedback of students on teachers, Students Feedback on College, Teachers Feedback on College, Non-Teaching Staff on College.

Some of the observations made in the feedback on an average are as follows:

A graphical representation of the responses has been noted as per the Likert Scale of Strongly Agree, Agree, Neither Agree nor Disagree, Disagree, Strongly Disagree. The graph points out at some stray responses of strongly disagree for a few questions. The Action Taken Report below gives the complete analysis of individual teachers which due to confidentiality has been conveyed in an amiable manner.

- The faculty was apprised of the responses and was asked to take the feedback responses seriously as it could affect the learners' psyche.
- Feedback in the form of scepticism in the system and pedagogical approaches could initiate lacunae in imparting quality education.
- To introspect on the Feedback, and accordingly plan the dissemination of knowledge is the prime concern and priority for the Institution as per the Vision, Mission, Core Values and Quality Policy.

**Conclusion**

The faculties have taken the feedback from the students very seriously and the Institution with its mechanisms ensures to bring out positive results. The Institution believes in the competency of its faculty and provides opportunities to the faculties to update their pedagogical approaches. Advisory letters have been extended for further improvisations and Appreciation Letters expressing gratitude for the services extended by the faculty.

The Feedback along with the Action Taken Reports has been placed in the meeting of the College Development Committee/ Local Management Committee. A copy has been forwarded to the Management for their perusal.

Note – Copy of Advisory and Appreciation Letters as Appendix –II

Yours truly

Dr. Motiraj Chavhan

Place - Bhiwapur

Date - 29/06/2018

## **Action Taken Report for Feedback from Students**

### **Session – 2018 - 2019**

The feedback mechanism provides Quantifiable and Qualitative measures for improvisation in the Teaching – Learning process. It stands impoverished without proper actions being executed to bring the desired results on improvisations.

Some of the observations made in the feedback on an average are as follows:

A graphical representation of the responses has been noted as per the Likert Scale of Strongly Agree, Agree, Neither Agree nor Disagree, Disagree, Strongly Disagree. The graph points out at some stray responses of strongly disagree for Question No.06 – the ICT in the form of web sources, power point presentations are a regular feature of the classroom.

The Action Taken Report below gives the complete analysis of individual teachers which due to confidentiality has been conveyed in an amiable manner.

- a. The faculty was apprised of the responses and was asked to take the feedback responses seriously as it could affect the learners' psyche.
- b. Secondly such incidents could also trigger disbelief in the education system.

#### **Conclusion**

The faculties have taken the feedback from the students very seriously and the Institution with its mechanisms ensures to bring out positive results. The Institution believes in the competency of its faculty and provides opportunities to the faculties to update their pedagogical approaches.



BACKWARD CLASS YOUTH RELIEF COMMITTEE'S  
**BHIWAPUR MAHAVIDYALAYA**

BHIWAPUR DIST. NAGPUR- 441201  
ACCREDITED WITH GRADE 'B' (CGPA-2.54) BY NAAC, BENGALURU  
ISO-9001:2015

**Academic Session – 2018-19**

**Feedback from students on Teaching Learning and Evaluation**

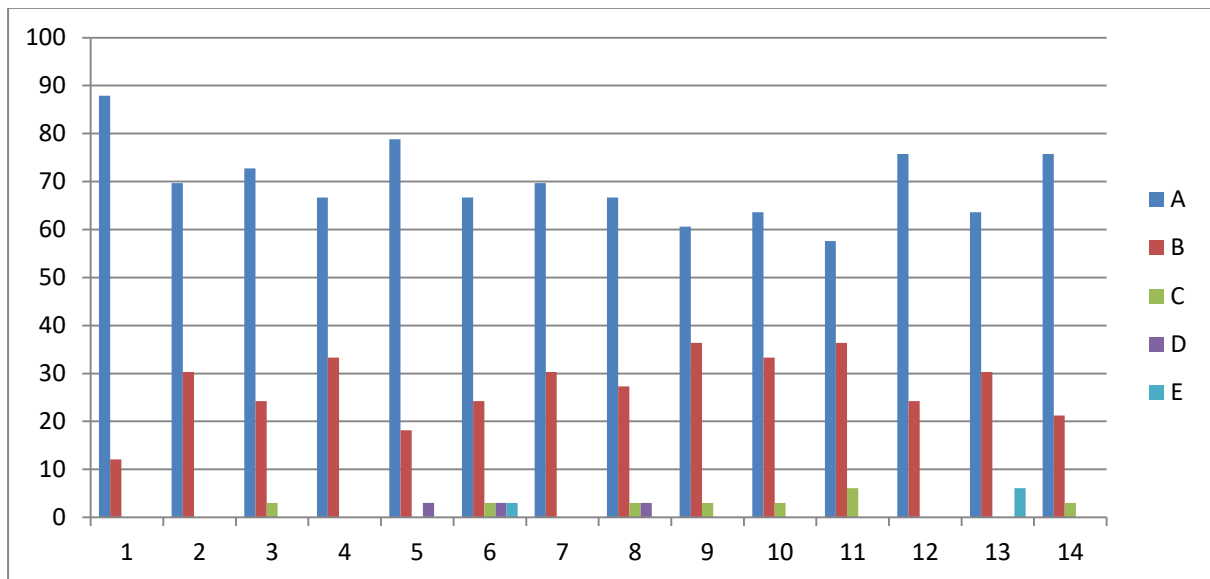
**Bachelor of Arts- I**

**Subject- HISTORY**

**Feedback Analysis**

Learners have given their Responses on a 5 -point Likert Scale for-

Option A- Strongly agree-	3.48
Option B- Agree-	1.36
Option C- Neither agree nor disagree -	0.09
Option D- Disagree-	0.03
Option E- Strongly disagree-	0.03



On X-axis – Question number

On Y-axis- Response in %

- A- Strongly agree
- B- Agree
- C- Neither agree nor disagree
- D- Disagree
- E- Strongly disagree

For question 1 – 88% students strongly agreed and 12% agreed.

**Interpretation-** 88% students strongly agreed and 12% agreed that they understand the depth of the course.

For question 2- 70% students strongly agreed and 30% agreed.

**Interpretation-** 70% students strongly agreed and 30% agreed that extent of coverage of course taught by teacher.

For question 3- 73% students strongly agreed, 24% agreed and 3% neither agreed nor disagreed.

**Interpretation-** 73% students strongly agreed, 24% agreed and 3% neither agreed nor disagreed that the ability of the teacher to relate the topic with current situation.

For question 4- 67% students strongly agreed and 33% agreed.

**Interpretation-** 67% students strongly agreed and 33% agreed that the entire syllabus is completed in the stipulated time frame.

For question 5- 79% students strongly agreed, 18% agreed and 3% disagreed.

**Interpretation-** 79% students strongly agreed, 18% agreed and 3% disagreed that teachers are punctual and regular in taking practical and tutorial classes.

For question 6- 67% students strongly agreed, 24% agreed, 3% neither agreed nor disagreed, 3% disagreed and 3% strongly disagreed.

**Interpretation-** 67% students strongly agreed, 24% agreed, 3% neither agreed nor disagreed, 3% disagreed and 3% strongly disagreed that the ICT in the form of web sources, power point presentations are a regular feature of the classroom.

For question 7- 70% students strongly agreed and 30% strongly disagreed.

**Interpretation-** 70% students strongly agreed and 30% strongly disagreed that explanation of textual reading material with clarity and relevance

For question 8- 67% students strongly agreed, 27% agreed, 3% neither agreed nor disagreed and 3% disagreed.

**Interpretation-** 67% students strongly agreed, 27% agreed, 3% neither agreed nor disagreed and 3% disagreed that Information regarding additional reading sources is given.

For question 9- 61% students strongly agreed, 36% agreed and 3% neither agreed nor disagreed.

**Interpretation-** 61% students strongly agreed, 36% agreed and 3% neither agreed nor disagreed that Values are taught from the prescribed syllabus in terms of knowledge, concepts, manual skills, analytical abilities and broadening perspectives.

For question 10- 64% students strongly agreed, 33% agreed and 5% neither agreed nor disagreed.

**Interpretation-** 64% students strongly agreed, 33% agreed and 5% neither agreed nor disagreed that Periodical assessments are conducted as per the given schedule.

For question 11- 19% students strongly agreed 12% agreed and 2% neither agreed nor disagreed.

**Interpretation-** 19% students strongly agreed 12% agreed and 2% neither agreed nor disagreed that Evaluation is fair and unbiased.

For question 12- 76% students strongly agreed and 24% agreed.

**Interpretation-** 76% students strongly agreed and 24% agreed that Regular and timely feedback is given for further improvement.

For question 13- 64% students strongly agreed 30% agreed and 2% strongly disagreed.

**Interpretation-** 64% students strongly agreed 30% agreed and 2% strongly disagreed that Teachers are accessible even after lectures.

For question 14- 76% students strongly agreed 21% agreed and 3% neither agreed nor disagreed.

**Interpretation-** 76% students strongly agreed 21% agreed and 3% neither agreed nor disagreed that Teachers are instrumental in personality development of the students.





BACKWARD CLASS YOUTH RELIEF COMMITTEE'S  
**BHIWAPUR MAHAVIDYALAYA**

BHIWAPUR DIST. NAGPUR- 441201  
ACCREDITED WITH GRADE 'B' (CGPA-2.54) BY NAAC, BENGALURU  
ISO-9001:2015

**Academic Session – 2018-19**

**Feedback from students on Teaching Learning and Evaluation**

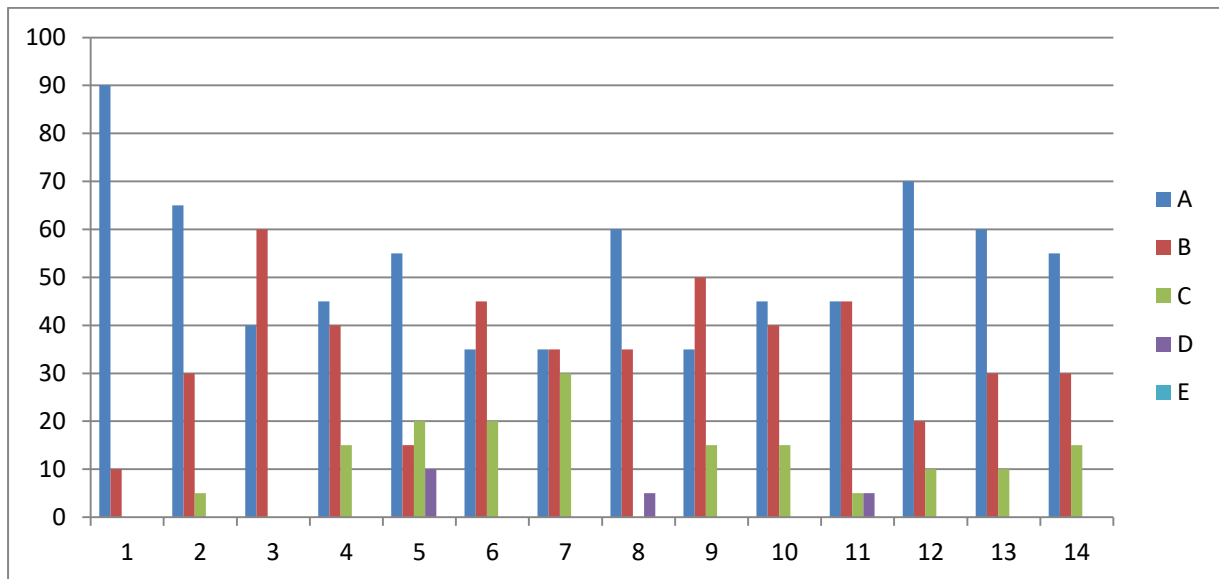
**Bachelor of Arts- I**

**Subject- MARATHI LITERATURE**

**Feedback Analysis**

Learners have given their Responses on a 5 -point Likert Scale for-

Option A- Strongly agree-	2.62
Option B- agree-	1.73
Option C- Neither agree nor disagree -	0.57
Option D- Disagree-	0.07
Option E- Strongly disagree-	0.00



On X-axis – Question number

On Y-axis- Response in %

- A- Strongly agree
- B- Agree
- C- Neither agree nor disagree
- D- Disagree
- E- Strongly disagree

For question 1 – 90% students strongly agreed and 10% agreed.

**Interpretation-** 90% students strongly agreed and 10% agreed that they understand the depth of the course.

For question 2- 65% students strongly agreed, 30% agreed and 5% neither agreed nor disagreed.

**Interpretation-** 65% students strongly agreed, 30% agreed and 5% neither agreed nor disagreed that extent of coverage of course taught by teacher.

For question 3- 40% students strongly agreed and 60% agreed.

**Interpretation-** 40% students strongly agreed and 60% agreed that the ability of the teacher to relate the topic with current situation.

For question 4- 45% students strongly agreed, 40% agreed and 15% neither agreed nor disagreed.

**Interpretation-** 45% students strongly agreed, 40% agreed and 15% neither agreed nor disagreed that the entire syllabus is completed in the stipulated time frame.

For question 5- 55% students strongly agreed, 15% agreed, 20% neither agreed nor disagreed and 10% disagreed.

**Interpretation-** 55% students strongly agreed, 15% agreed, 20% neither agreed nor disagreed and 10% disagreed that teachers are punctual and regular in taking practical and tutorial classes.

For question 6- 35% students strongly agreed 45% agreed and 20% neither agreed nor disagreed.

**Interpretation-** 35% students strongly agreed 45% agreed and 20% neither agreed nor disagreed that the ICT in the form of web sources, power point presentations are a regular feature of the classroom.

For question 7- 35% students strongly agreed, 35% agreed and 30% neither agreed nor disagreed.

**Interpretation-** 35% students strongly agreed, 35% agreed and 30% neither agreed nor disagreed that explanation of textual reading material with clarity and relevance

For question 8- 60% students strongly agreed 35% agreed and 5% disagreed.

**Interpretation-** 60% students strongly agreed 35% agreed and 5% disagreed that Information regarding additional reading sources is given.

For question 9- 35% students strongly agreed 50% agreed and 15% neither agreed nor disagreed.

**Interpretation-** 35% students strongly agreed 50% agreed and 15% neither agreed nor disagreed that Values are taught from the prescribed syllabus in terms of knowledge, concepts, manual skills, analytical abilities and broadening perspectives.

For question 10- 45% students strongly agreed, 40% agreed and 15% neither agreed nor disagreed.

**Interpretation-** 45% students strongly agreed, 40% agreed and 15% neither agreed nor disagreed that Periodical assessments are conducted as per the given schedule.

For question 11- 45% students strongly agreed 45% agreed, 5% neither agreed nor disagreed and 5% disagreed.

**Interpretation-** 45% students strongly agreed 45% agreed, 5% neither agreed nor disagreed and 5% disagreed that Evaluation is fair and unbiased.

For question 12- 70% students strongly agreed, 20% agreed and 10% neither agreed nor disagreed.

**Interpretation-** 70% students strongly agreed, 20% agreed and 10% neither agreed nor disagreed that Regular and timely feedback is given for further improvement.

For question 13- 60% students strongly agreed, 30% agreed and 10% neither agreed nor disagreed.

**Interpretation-** 60% students strongly agreed, 30% agreed and 10% neither agreed nor disagreed that Teachers are accessible even after lectures.

For question 14- 55% students strongly agreed, 30% agreed and 15% neither agreed nor disagreed.

**Interpretation-** 55% students strongly agreed, 30% agreed and 15% neither agreed nor disagreed that Teachers are instrumental in personality development of the students.



BACKWARD CLASS YOUTH RELIEF COMMITTEE'S  
**BHIWAPUR MAHAVIDYALAYA**

BHIWAPUR DIST. NAGPUR- 441201  
ACCREDITED WITH GRADE 'B' (CGPA-2.54) BY NAAC, BENGALURU  
ISO-9001:2015

**Academic Session – 2018-19**

**Feedback from students on Teaching Learning and Evaluation**

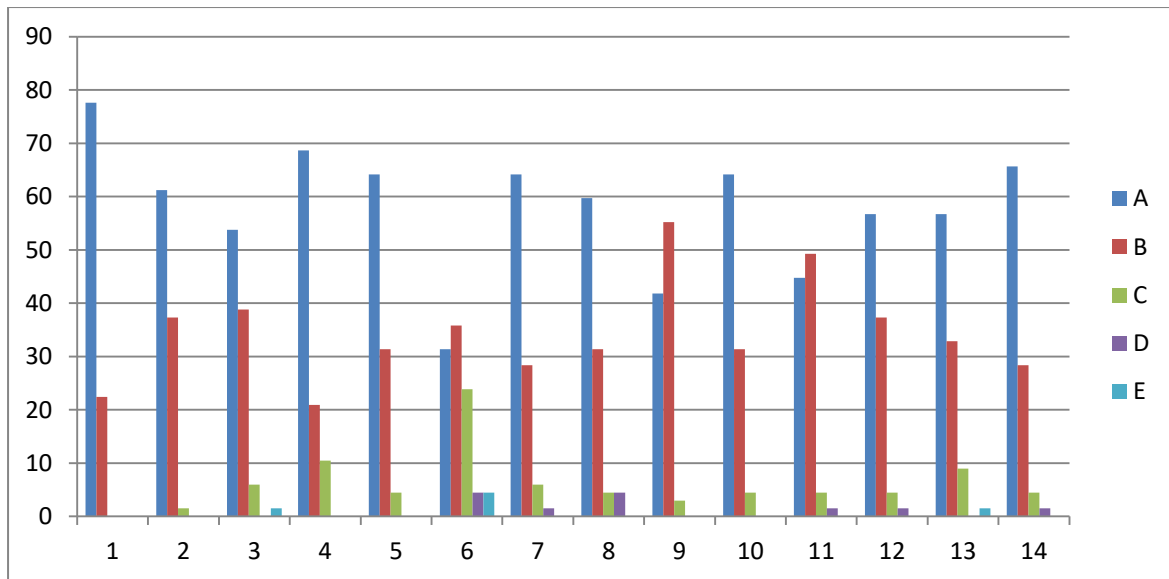
**Bachelor of Arts- I**

**Subject- COMPULSORY MARATHI**

**Feedback Analysis**

Learners have given their Responses on a 5 -point Likert Scale for-

Option A- Strongly agree-	2.89
Option B- Agree-	1.72
Option C- Neither agree nor disagree -	0.31
Option D- Disagree-	0.05
Option E- Strongly disagree-	0.03



On X-axis – Question number

On Y-axis- Response in %

- A- Strongly agree
- B- Agree
- C- Neither agree nor disagree
- D- Disagree
- E- Strongly disagree

For question 1 – 78% students strongly agreed and 22% agreed.

**Interpretation-** 78% students strongly agreed and 22% agreed that they understand the depth of the course.

For question 2- 61% students strongly agreed, 37% agreed and 2% neither agreed nor disagreed.

**Interpretation-** 61% students strongly agreed, 37% agreed and 2% neither agreed nor disagreed that extent of coverage of course taught by teacher.

For question 3- 54% students strongly agreed, 39% agreed, 2% neither agreed nor disagreed and 1% strongly disagreed.

**Interpretation-** 54% students strongly agreed, 39% agreed, 2% neither agreed nor disagreed and 1% strongly disagreed that the ability of the teacher to relate the topic with current situation.

For question 4- 69% students strongly agreed, 21% agreed and 10% neither agreed nor disagreed.

**Interpretation-** 69% students strongly agreed, 21% agreed and 10% neither agreed nor disagreed that the entire syllabus is completed in the stipulated time frame.

For question 5- 65% students strongly agreed, 31% agreed and 5% neither agreed nor disagreed.

**Interpretation-** 65% students strongly agreed, 31% agreed and 5% neither agreed nor disagreed that teachers are punctual and regular in taking practical and tutorial classes.

For question 6- 31% students strongly agreed 36% agreed, 24% neither agreed nor disagreed, 5% disagreed and 4% strongly disagreed.

**Interpretation-** 31% students strongly agreed 36% agreed, 24% neither agreed nor disagreed, 5% disagreed and 4% strongly disagreed that the ICT in the form of web sources, power point presentations are a regular feature of the classroom.

For question 7- 64% students strongly agreed, 28% agreed, 6% neither agreed nor disagreed and 2% disagreed.

**Interpretation-** 64% students strongly agreed, 28% agreed, 6% neither agreed nor disagreed and 2% disagreed that explanation of textual reading material with clarity and relevance

For question 8- 60% students strongly agreed, 31% agreed, 5% neither agreed nor disagreed and 4% disagreed.

**Interpretation-** 60% students strongly agreed, 31% agreed, 5% neither agreed nor disagreed and 4% disagreed that Information regarding additional reading sources is given.

For question 9- 42% students strongly agreed, 55% agreed and 3% neither agreed nor disagreed.

**Interpretation-** 42% students strongly agreed, 55% agreed and 3% neither agreed nor disagreed that Values are taught from the prescribed syllabus in terms of knowledge, concepts, manual skills, analytical abilities and broadening perspectives.

For question 10- 64% students strongly agreed, 31% agreed and 5% neither agreed nor disagreed.

**Interpretation-** 64% students strongly agreed, 31% agreed and 5% neither agreed nor disagreed that Periodical assessments are conducted as per the given schedule.

For question 11- 45% students strongly agreed 49% agreed, 5% neither agreed nor disagreed and 1% disagreed.

**Interpretation-** 45% students strongly agreed 49% agreed, 5% neither agreed nor disagreed and 1% disagreed that Evaluation is fair and unbiased.

For question 12- 57% students strongly agreed, 37% agreed 5% neither agreed nor disagreed and 1% disagreed.

**Interpretation-** 57% students strongly agreed, 37% agreed 5% neither agreed nor disagreed and 1% disagreed that Regular and timely feedback is given for further improvement.

For question 13- 57% students strongly agreed 33% agreed, 9% neither agreed nor disagreed and 1% strongly disagreed.

**Interpretation-** 57% students strongly agreed 33% agreed, 9% neither agreed nor disagreed and 1% strongly disagreed that Teachers are accessible even after lectures.

For question 14- 66% students strongly agreed 28% agreed, 4% neither agreed nor disagreed and 1% disagreed.

**Interpretation-** 66% students strongly agreed 28% agreed, 4% neither agreed nor disagreed and 1% disagreed that Teachers are instrumental in personality development of the students.



BACKWARD CLASS YOUTH RELIEF COMMITTEE'S  
**BHIWAPUR MAHAVIDYALAYA**

BHIWAPUR DIST. NAGPUR- 441201  
ACCREDITED WITH GRADE 'B' (CGPA-2.54) BY NAAC, BENGALURU  
ISO-9001:2015

**Academic Session – 2018-19**

**Feedback from students on Teaching Learning and Evaluation**

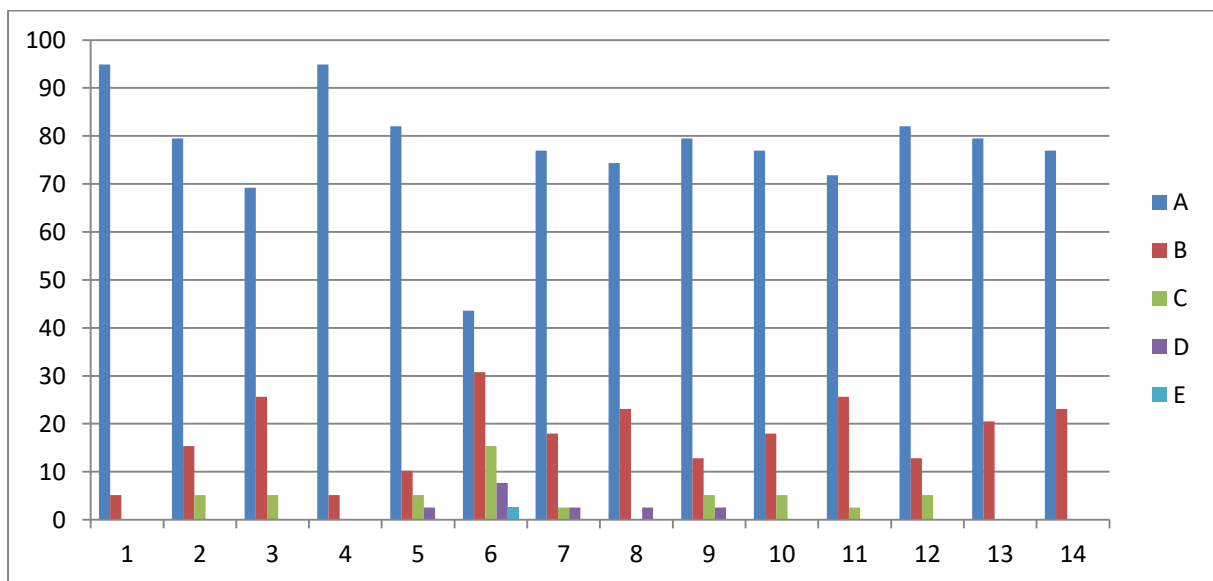
**Bachelor of Arts- I**

**Subject- POLITICAL SCIENCE**

**Feedback Analysis**

Learners have given their Responses on a 5 -point Likert Scale for-

Option A- Strongly agree-	3.86
Option B- Agree-	0.88
Option C- Neither agree nor disagree -	0.18
Option D- Disagree-	0.06
Option E- Strongly disagree-	0.01



On X-axis – Question number

On Y-axis- Response in %

- A- Strongly agree
- B- Agree
- C- Neither agree nor disagree
- D- Disagree
- E- Strongly disagree

For question 1 – 95% students strongly agreed and 5% agreed.

**Interpretation-** 95% students strongly agreed and 5% agreed that they understand the depth of the course.

For question 2- 80% students strongly agreed, 15% agreed and 5% neither agreed nor disagreed.

**Interpretation-** 80% students strongly agreed, 15% agreed and 5% neither agreed nor disagreed that extent of coverage of course taught by teacher.

For question 3- 69% students strongly agreed, 26% agreed and 5% neither agreed nor disagreed.

**Interpretation-** 69% students strongly agreed, 26% agreed and 5% neither agreed nor disagreed that the ability of the teacher to relate the topic with current situation.

For question 4- 95% students strongly agreed and 5% agreed.

**Interpretation-** 95% students strongly agreed and 5% agreed that the entire syllabus is completed in the stipulated time frame.

For question 5- 82% students strongly agreed, 10% agreed, 5% neither agreed nor disagreed and 3% disagreed.

**Interpretation-** 82% students strongly agreed, 10% agreed, 5% neither agreed nor disagreed and 3% disagreed that teachers are punctual and regular in taking practical and tutorial classes.

For question 6- 44% students strongly agreed, 31% agreed, 15% neither agreed nor disagreed, 8% disagreed and 2% strongly disagreed.

**Interpretation-** 44% students strongly agreed, 31% agreed, 15% neither agreed nor disagreed, 8% disagreed and 2% strongly disagreed that the ICT in the form of web sources, power point presentations are a regular feature of the classroom.

For question 7- 77% students strongly agreed, 18% agreed, 3% neither agreed nor disagreed and 2% disagreed.

**Interpretation-** 77% students strongly agreed, 18% agreed, 3% neither agreed nor disagreed and 2% disagreed that explanation of textual reading material with clarity and relevance

For question 8- 74% students strongly agreed, 23% agreed and 3% disagreed.

**Interpretation-** 74% students strongly agreed, 23% agreed and 3% disagreed that Information regarding additional reading sources is given.

For question 9- 79% students strongly agreed, 13% agreed, 5% neither agreed nor disagreed and 3% disagreed.

**Interpretation-** 79% students strongly agreed, 13% agreed, 5% neither agreed nor disagreed and 3% disagreed that Values are taught from the prescribed syllabus in terms of knowledge, concepts, manual skills, analytical abilities and broadening perspectives.



For question 10- 77% students strongly agreed, 18% agreed and 5% neither agreed nor disagreed.

**Interpretation-** 77% students strongly agreed, 18% agreed and 5% neither agreed nor disagreed that Periodical assessments are conducted as per the given schedule.

For question 11- 72% students strongly agreed 26% agreed and 2% neither agreed nor disagreed.

**Interpretation-** 72% students strongly agreed 26% agreed and 2% neither agreed nor disagreed that Evaluation is fair and unbiased.

For question 12- 82% students strongly agreed, 13% agreed and 5% neither agreed nor disagreed.

**Interpretation-** 82% students strongly agreed, 13% agreed and 5% neither agreed nor disagreed that Regular and timely feedback is given for further improvement.

For question 13- 79% students strongly agreed and 21% agreed.

**Interpretation-** 79% students strongly agreed and 21% agreed that Teachers are accessible even after lectures.

For question 14- 77% students strongly agreed and 23% agreed.

**Interpretation-** 77% students strongly agreed and 23% agreed that Teachers are instrumental in personality development of the students.



BACKWARD CLASS YOUTH RELIEF COMMITTEE'S  
**BHIWAPUR MAHAVIDYALAYA**

BHIWAPUR DIST. NAGPUR- 441201  
ACCREDITED WITH GRADE 'B' (CGPA-2.54) BY NAAC, BENGALURU  
ISO-9001:2015

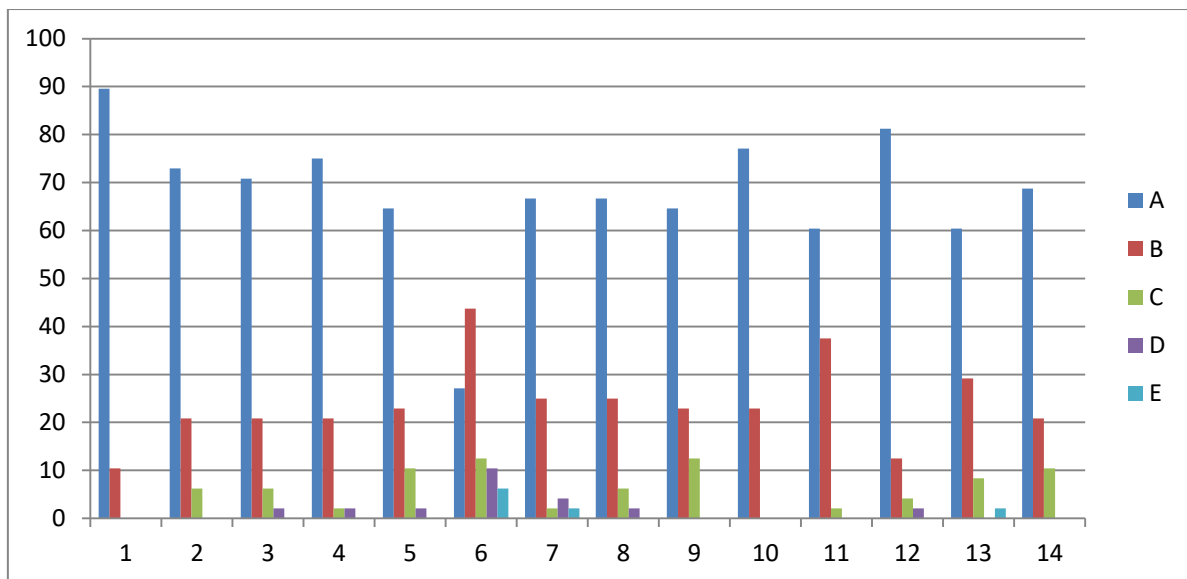
**Academic Session – 2018-19**  
**Feedback from students on Teaching Learning and Evaluation**  
**Bachelor of Commerce- I**

**Subject- ECONOMICS**

**Feedback Analysis**

Learners have given their Responses on a 5 -point Likert Scale for-

Option A- Strongly agree-	3.38
Option B- Agree-	1.20
Option C- Neither agree nor disagree -	0.30
Option D- Disagree-	0.09
Option E- Strongly disagree-	0.04



On X-axis – Question number

On Y-axis- Response in %

- A- Strongly agree
- B- Agree
- C- Neither agree nor disagree
- D- Disagree
- E- Strongly disagree

For question 1 – 90% students strongly agreed and 10% agreed.

**Interpretation-** 90% students strongly agreed and 10% agreed that they understand the depth of the course.

For question 2- 73% students strongly agreed, 21% agreed and 6% neither agreed nor disagreed.

**Interpretation-** 73% students strongly agreed, 21% agreed and 6% neither agreed nor disagreed that extent of coverage of course taught by teacher.

For question 3- 71% students strongly agreed, 21% agreed, 6% neither agreed nor disagreed and 2% agreed.

**Interpretation-** 71% students strongly agreed, 21% agreed, 6% neither agreed nor disagreed and 2% agreed that the ability of the teacher to relate the topic with current situation.

For question 4- 75% students strongly agreed, 21% agreed, 2% neither agreed nor disagreed and 2% disagreed.

**Interpretation-** 75% students strongly agreed, 21% agreed, 2% neither agreed nor disagreed and 2% disagreed that the entire syllabus is completed in the stipulated time frame.

For question 5- 65% students strongly agreed, 23% agreed, 10% neither agreed nor disagreed and 2% disagreed.

**Interpretation-** 65% students strongly agreed, 23% agreed, 10% neither agreed nor disagreed and 2% disagreed that teachers are punctual and regular in taking practical and tutorial classes.

For question 6- 27% students strongly agreed, 44% agreed, 13% neither agreed nor disagreed, 10% disagreed and 2% strongly disagreed.

**Interpretation-** 27% students strongly agreed, 44% agreed, 13% neither agreed nor disagreed, 10% disagreed and 2% strongly disagreed that the ICT in the form of web sources, power point presentations are a regular feature of the classroom.

For question 7- 67% students strongly agreed, 25% agreed, 2% neither agreed nor disagreed, 4% disagreed and 2% strongly disagreed.

**Interpretation-** 67% students strongly agreed, 25% agreed, 2% neither agreed nor disagreed, 4% disagreed and 2% strongly disagreed that explanation of textual reading material with clarity and relevance.

For question 8- 67% students strongly agreed, 25% agreed, 6% neither agreed nor disagreed and 2% disagreed.

**Interpretation-** 67% students strongly agreed, 25% agreed, 6% neither agreed nor disagreed and 2% disagreed that Information regarding additional reading sources is given.

For question 9- 65% students strongly agreed, 23% agreed and 13% neither agreed nor disagreed.

**Interpretation-** 65% students strongly agreed, 23% agreed and 13% neither agreed nor disagreed that Values are taught from the prescribed syllabus in terms of knowledge, concepts, manual skills, analytical abilities and broadening perspectives.

For question 10- 78% students strongly agreed and 23% agreed.

**Interpretation-** 78% students strongly agreed and 23% agreed that Periodical assessments are conducted as per the given schedule.

For question 11- 60% students strongly agreed 38% agreed and 2% neither agreed nor disagreed.

**Interpretation-** 60% students strongly agreed 38% agreed and 2% neither agreed nor disagreed that Evaluation is fair and unbiased.

For question 12- 81% students strongly agreed, 13% agreed, 4% neither agreed nor disagreed and 2% disagreed.

**Interpretation-** 81% students strongly agreed, 13% agreed, 4% neither agreed nor disagreed and 2% disagreed that Regular and timely feedback is given for further improvement.

For question 13- 60% students strongly agreed 29% agreed, 8% neither agreed nor disagreed and 2% strongly disagreed.

**Interpretation-** 60% students strongly agreed 29% agreed, 8% neither agreed nor disagreed and 2% strongly disagreed that Teachers are accessible even after lectures.

For question 14- 69% students strongly agreed 21% agreed and 10% neither agreed nor disagreed.

**Interpretation-** 69% students strongly agreed 21% agreed and 10% neither agreed nor disagreed that Teachers are instrumental in personality development of the students.



BACKWARD CLASS YOUTH RELIEF COMMITTEE'S  
**BHIWAPUR MAHAVIDYALAYA**

BHIWAPUR DIST. NAGPUR- 441201  
ACCREDITED WITH GRADE 'B' (CGPA-2.54) BY NAAC, BENGALURU  
ISO-9001:2015

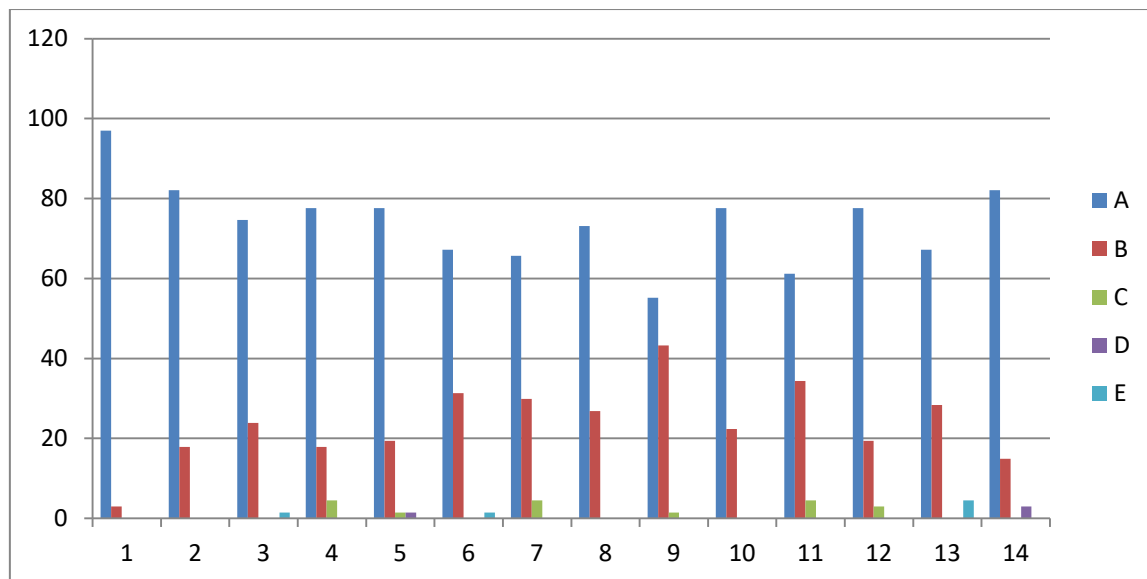
**Academic Session – 2018-19**  
**Feedback from students on Teaching Learning and Evaluation**  
**Bachelor of Commerce- I**

**Subject- COMPULSORY ENGLISH**

**Feedback Analysis**

Learners have given their Responses on a 5 -point Likert Scale for-

Option A- Strongly agree-	3.70
Option B- Agree-	1.19
Option C- Neither agree nor disagree -	0.07
Option D- Disagree-	0.02
Option E- Strongly disagree-	0.03



On X-axis – Question number

On Y-axis- Response in %

- A- Strongly agree
- B- Agree
- C- Neither agree nor disagree
- D- Disagree
- E- Strongly disagree

For question 1 – 97% students strongly agreed and 3% agreed.

**Interpretation-** 97% students strongly agreed and 3% agreed that they understand the depth of the course.

For question 2- 82% students strongly agreed and 18% agreed.

**Interpretation-** 82% students strongly agreed and 18% agreed that extent of coverage of course taught by teacher.

For question 3- 75% students strongly agreed, 24% agreed and 1% strongly agreed.

**Interpretation-** 75% students strongly agreed, 24% agreed and 1% strongly agreed that the ability of the teacher to relate the topic with current situation.

For question 4- 78% students strongly agreed, 18% agreed and 4% neither agreed nor disagreed.

**Interpretation-** 78% students strongly agreed, 18% agreed and 4% neither agreed nor disagreed that the entire syllabus is completed in the stipulated time frame.

For question 5- 78% students strongly agreed, 19% agreed, 2% neither agreed nor disagreed and 1% disagreed.

**Interpretation-** 78% students strongly agreed, 19% agreed, 2% neither agreed nor disagreed and 1% disagreed that teachers are punctual and regular in taking practical and tutorial classes.

For question 6- 67% students strongly agreed, 31% agreed and 2% strongly disagreed.

**Interpretation-** 67% students strongly agreed, 31% agreed and 2% strongly disagreed that the ICT in the form of web sources, power point presentations are a regular feature of the classroom.

For question 7- 66% students strongly agreed, 30% agreed and 4% neither agreed nor disagreed.

**Interpretation-** 66% students strongly agreed, 30% agreed and 4% neither agreed nor disagreed that explanation of textual reading material with clarity and relevance

For question 8- 73% students strongly agreed and 27% agreed.

**Interpretation-** 73% students strongly agreed and 27% agreed that Information regarding additional reading sources is given.

For question 9- 55% students strongly agreed, 43% agreed and 2% neither agreed nor disagreed.

**Interpretation-** 55% students strongly agreed, 43% agreed and 2% neither agreed nor disagreed that Values are taught from the prescribed syllabus in terms of knowledge, concepts, manual skills, analytical abilities and broadening perspectives.

For question 10- 78% students strongly agreed and 22% agreed.

**Interpretation-** 78% students strongly agreed and 22% agreed that Periodical assessments are conducted as per the given schedule.

For question 11- 61% students strongly agreed 34% agreed and 4% neither agreed nor disagreed.

**Interpretation-** 61% students strongly agreed 34% agreed and 4% neither agreed nor disagreed that Evaluation is fair and unbiased.

For question 12- 78% students strongly agreed, 19% agreed and 3% neither agreed nor disagreed.

**Interpretation-** 78% students strongly agreed, 19% agreed and 3% neither agreed nor disagreed that Regular and timely feedback is given for further improvement.

For question 13- 67% students strongly agreed 28% agreed and 5% strongly disagreed.

**Interpretation-** 67% students strongly agreed 28% agreed and 5% strongly disagreed that Teachers are accessible even after lectures.

For question 14- 82% students strongly agreed 15% agreed and 3% disagreed.

**Interpretation-** 82% students strongly agreed 15% agreed and 3% neither agreed nor disagreed that Teachers are instrumental in personality development of the students.



BACKWARD CLASS YOUTH RELIEF COMMITTEE'S  
**BHIWAPUR MAHAVIDYALAYA**

BHIWAPUR DIST. NAGPUR- 441201  
ACCREDITED WITH GRADE 'B' (CGPA-2.54) BY NAAC, BENGALURU  
ISO-9001:2015

**Academic Session – 2018-19**

**Feedback from students on Teaching Learning and Evaluation**

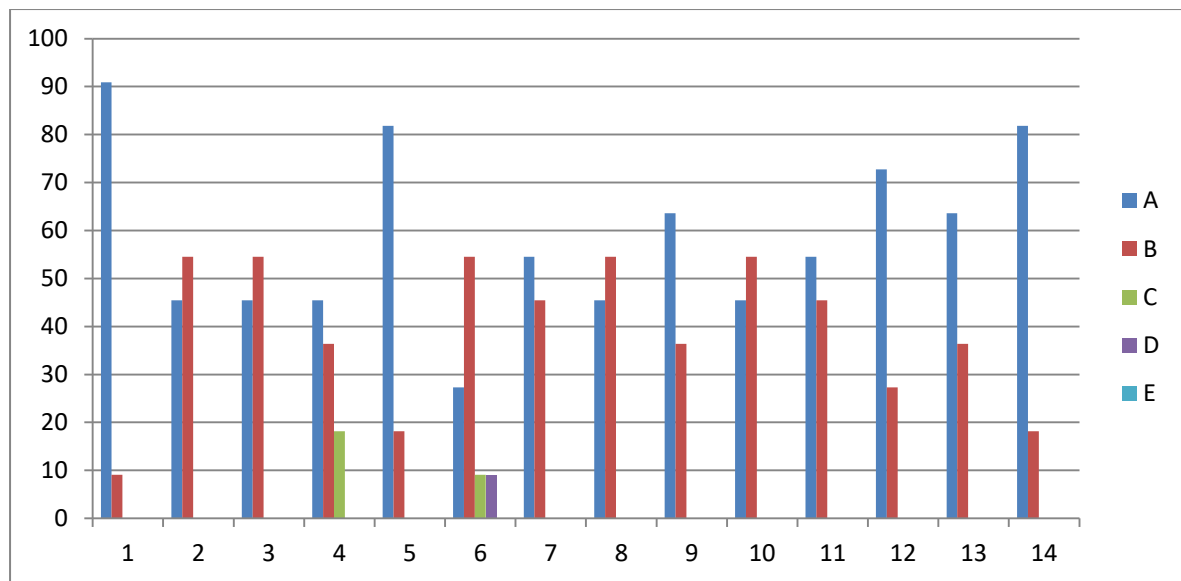
**Bachelor of Science- I**

**Subject- ENGLISH LITERATURE**

**Feedback Analysis**

Learners have given their Responses on a 5 -point Likert Scale for-

Option A- Strongly agree-	2.92
Option B- Agree-	1.95
Option C- Neither agree nor disagree -	0.10
Option D- Disagree-	0.03
Option E- Strongly disagree-	0.00



On X-axis – Question number

On Y-axis- Response in %

- A- Strongly agree
- B- Agree
- C- Neither agree nor disagree
- D- Disagree
- E- Strongly disagree



For question 1 – 91% students strongly agreed and 9% agreed.

**Interpretation-** 91% students strongly agreed and 9% agreed that they understand the depth of the course.

For question 2- 45% students strongly agreed and 55% agreed.

**Interpretation-** 45% students strongly agreed and 55% agreed that extent of coverage of course taught by teacher.

For question 3- 45% students strongly agreed and 55% agreed.

**Interpretation-** 45% students strongly agreed and 55% agreed that the ability of the teacher to relate the topic with current situation.

For question 4- 45% students strongly agreed, 36% agreed and 18% neither agreed nor disagreed.

**Interpretation-** 45% students strongly agreed, 36% agreed and 18% neither agreed nor disagreed that the entire syllabus is completed in the stipulated time frame.

For question 5- 82% students strongly agreed and 18% agreed.

**Interpretation-** 82% students strongly agreed and 18% agreed that teachers are punctual and regular in taking practical and tutorial classes.

For question 6- 27% students strongly agreed, 55% agreed, 9% neither agreed nor disagreed and 9% disagreed.

**Interpretation-** 27% students strongly agreed, 55% agreed, 9% neither agreed nor disagreed and 9% disagreed that the ICT in the form of web sources, power point presentations are a regular feature of the classroom.

For question 7- 55% students strongly agreed and 45% agreed.

**Interpretation-** 55% students strongly agreed and 45% agreed that explanation of textual reading material with clarity and relevance

For question 8- 45% students strongly agreed and 55% agreed.

**Interpretation-** 45% students strongly agreed and 55% agreed that Information regarding additional reading sources is given.

For question 9- 63% students strongly agreed and 36% agreed.

**Interpretation-** 63% students strongly agreed and 36% agreed that Values are taught from the prescribed syllabus in terms of knowledge, concepts, manual skills, analytical abilities and broadening perspectives.

For question 10- 45% students strongly agreed and 55% agreed.

**Interpretation-** 45% students strongly agreed and 55% agreed that Periodical assessments are conducted as per the given schedule.

For question 11- 55% students strongly agreed and 45% agreed.

**Interpretation-** 55% students strongly agreed and 45% agreed that Evaluation is fair and unbiased.

For question 12- 73% students strongly agreed and 27% agreed.

**Interpretation-** 73% students strongly agreed and 27% agreed that Regular and timely feedback is given for further improvement.

For question 13- 64% students strongly agreed and 36% agreed.

**Interpretation-** 64% students strongly agreed and 36% agreed that Teachers are accessible even after lectures.

For question 14- 82% students strongly agreed and 18% agreed.

**Interpretation-** 82% students strongly agreed and 18% agreed that Teachers are instrumental in personality development of the students.



BACKWARD CLASS YOUTH RELIEF COMMITTEE'S  
**BHIWAPUR MAHAVIDYALAYA**

BHIWAPUR DIST. NAGPUR- 441201  
ACCREDITED WITH GRADE 'B' (CGPA-2.54) BY NAAC, BENGALURU  
ISO-9001:2015

**Academic Session – 2018-19**

**Feedback from students on Teaching Learning and Evaluation**

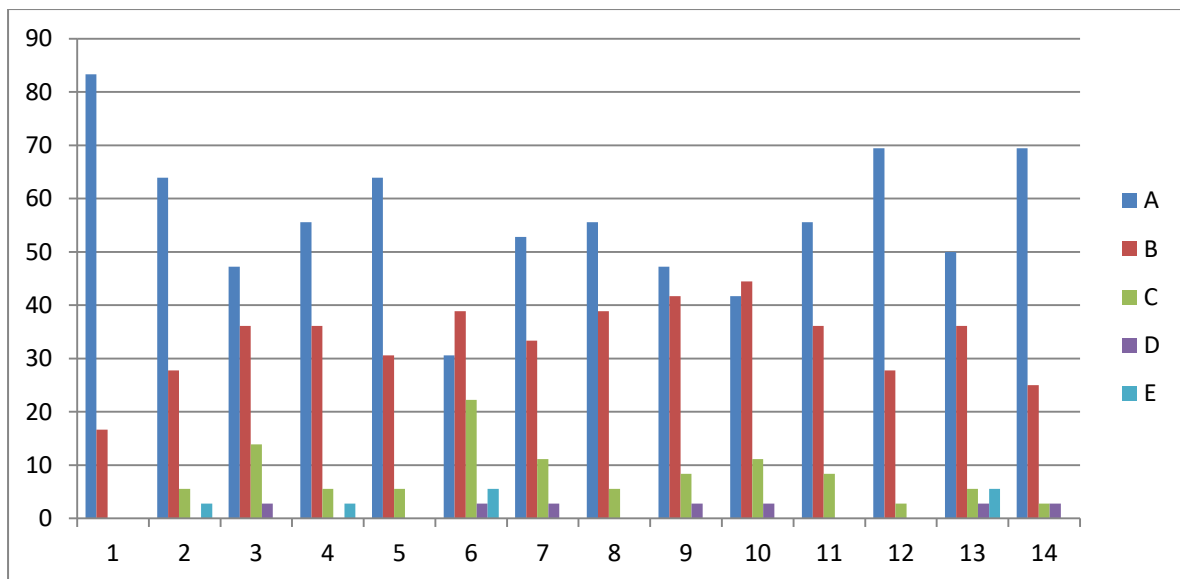
**Bachelor of Arts- I**

**Subject- SOCIOLOGY**

**Feedback Analysis**

Learners have given their Responses on a 5 -point Likert Scale for-

Option A- Strongly agree-	2.81
Option B- Agree-	1.68
Option C- Neither agree nor disagree -	0.38
Option D- Disagree-	0.07
Option E- Strongly disagree-	0.06



On X-axis – Question number

On Y-axis- Response in %

- A- Strongly agree
- B- Agree
- C- Neither agree nor disagree
- D- Disagree
- E- Strongly disagree

For question 1 – 83% students strongly agreed and 17% agreed.

**Interpretation-** 83% students strongly agreed and 17% agreed that they understand the depth of the course.

For question 2- 64% students strongly agreed, 28% agreed, 6% neither agreed nor disagreed and 3% strongly disagreed.

**Interpretation-** 64% students strongly agreed, 28% agreed, 6% neither agreed nor disagreed and 3% strongly disagreed that extent of coverage of course taught by teacher.

For question 3- 47% students strongly agreed, 36% agreed, 14% neither agreed nor disagreed and 3% disagreed.

**Interpretation-** 47% students strongly agreed, 36% agreed, 14% neither agreed nor disagreed and 3% disagreed that the ability of the teacher to relate the topic with current situation.

For question 4- 56% students strongly agreed, 36% agreed, 5% neither agreed nor disagreed and 3% strongly disagreed.

**Interpretation-** 56% students strongly agreed, 36% agreed, 5% neither agreed nor disagreed and 3% strongly disagreed that the entire syllabus is completed in the stipulated time frame.

For question 5- 64% students strongly agreed, 31% agreed and 5% neither agreed nor disagreed.

**Interpretation-** 64% students strongly agreed, 31% agreed and 5% neither agreed nor disagreed that teachers are punctual and regular in taking practical and tutorial classes.

For question 6- 31% students strongly agreed, 39% agreed, 22% neither agreed nor disagreed, 3% disagreed and 5% strongly disagreed.

**Interpretation-** 31% students strongly agreed, 39% agreed, 22% neither agreed nor disagreed, 3% disagreed and 5% strongly disagreed that the ICT in the form of web sources, power point presentations are a regular feature of the classroom.

For question 7- 53% students strongly agreed, 33% agreed, 11% neither agreed nor disagreed and 3% disagreed.

**Interpretation-** 53% students strongly agreed, 33% agreed, 11% neither agreed nor disagreed and 3% disagreed that explanation of textual reading material with clarity and relevance

For question 8- 56% students strongly agreed, 39% agreed and 5% neither agreed nor disagreed.

**Interpretation-** 56% students strongly agreed, 39% agreed and 5% neither agreed nor disagreed that Information regarding additional reading sources is given.

For question 9- 47% students strongly agreed, 42% agreed, 8% neither agreed nor disagreed and 3% disagreed.

**Interpretation-** 47% students strongly agreed, 42% agreed, 8% neither agreed nor disagreed and 3% disagreed that Values are taught from the prescribed syllabus in terms of knowledge, concepts, manual skills, analytical abilities and broadening perspectives.

For question 10- 42% students strongly agreed, 44% agreed, 11% neither agreed nor disagreed and 3% disagreed.

**Interpretation-** 42% students strongly agreed, 44% agreed, 11% neither agreed nor disagreed and 3% disagreed that Periodical assessments are conducted as per the given schedule.

For question 11- 56% students strongly agreed 36% agreed and 8% neither agreed nor disagreed.

**Interpretation-** 56% students strongly agreed 36% agreed and 8% neither agreed nor disagreed that Evaluation is fair and unbiased.

For question 12- 69% students strongly agreed, 28% agreed and 3% neither agreed nor disagreed.

**Interpretation-** 69% students strongly agreed, 28% agreed and 3% neither agreed nor disagreed that Regular and timely feedback is given for further improvement.

For question 13- 50% students strongly agreed 36% agreed, 5% neither agreed nor disagreed, 3% disagreed and 5% strongly disagreed.

**Interpretation-** 50% students strongly agreed 36% agreed, 5% neither agreed nor disagreed, 3% disagreed and 5% strongly disagreed that Teachers are accessible even after lectures.

For question 14- 69% students strongly agreed 25% agreed, 3% neither agreed nor disagreed and 2% disagreed.

**Interpretation-** 69% students strongly agreed 25% agreed, 3% neither agreed nor disagreed and 2% disagreed that Teachers are instrumental in personality development of the students.



BACKWARD CLASS YOUTH RELIEF COMMITTEE'S  
**BHIWAPUR MAHAVIDYALAYA**

BHIWAPUR DIST. NAGPUR- 441201  
ACCREDITED WITH GRADE 'B' (CGPA-2.54) BY NAAC, BENGALURU  
ISO-9001:2015

**Academic Session – 2018-19**

**Feedback from students on Teaching Learning and Evaluation**

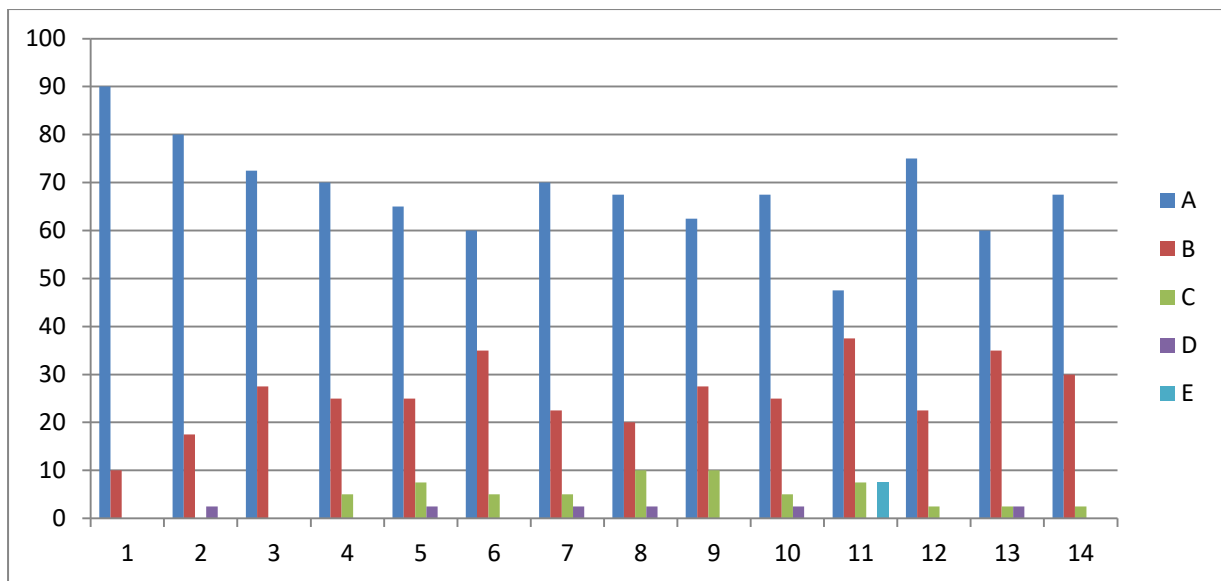
**Bachelor of Arts- I**

**Subject- AMBEDKAR THOUGHT**

**Feedback Analysis**

Learners have given their Responses on a 5 -point Likert Scale for-

Option A- Strongly agree-	3.41
Option B- Agree-	1.29
Option C- Neither agree nor disagree -	0.22
Option D- Disagree-	0.05
Option E- Strongly disagree-	0.03



On X-axis – Question number

On Y-axis- Response in %

- A- Strongly agree
- B- Agree
- C- Neither agree nor disagree
- D- Disagree
- E- Strongly disagree

For question 1 – 90% students strongly agreed and 10% agreed.

**Interpretation-** 90% students strongly agreed and 10% agreed that they understand the depth of the course.

For question 2- 80% students strongly agreed, 18% agreed and 2% disagreed.

**Interpretation-** 80% students strongly agreed, 18% agreed and 2% disagreed that extent of coverage of course taught by teacher.

For question 3- 73% students strongly agreed and 27% agreed.

**Interpretation-** 73% students strongly agreed and 27% agreed that the ability of the teacher to relate the topic with current situation.

For question 4- 70% students strongly agreed, 25% agreed and 5% neither agreed nor disagreed.

**Interpretation-** 70% students strongly agreed, 25% agreed and 5% neither agreed nor disagreed that the entire syllabus is completed in the stipulated time frame.

For question 5- 65% students strongly agreed, 25% agreed, 8% neither agreed nor disagreed and 2% disagreed.

**Interpretation-** 65% students strongly agreed, 25% agreed, 8% neither agreed nor disagreed and 2% disagreed that teachers are punctual and regular in taking practical and tutorial classes.

For question 6- 60% students strongly agreed, 35% agreed and 5% neither agreed nor disagreed.

**Interpretation-** 60% students strongly agreed, 35% agreed and 5% neither agreed nor disagreed that the ICT in the form of web sources, power point presentations are a regular feature of the classroom.

For question 7- 70% students strongly agreed, 23% agreed, 5% neither agreed nor disagreed and 2% disagreed.

**Interpretation-** 70% students strongly agreed, 23% agreed, 5% neither agreed nor disagreed and 2% disagreed that explanation of textual reading material with clarity and relevance

For question 8- 68% students strongly agreed, 20% agreed, 10% neither agreed nor disagreed and 2% disagreed.

**Interpretation-** 68% students strongly agreed, 20% agreed, 10% neither agreed nor disagreed and 2% disagreed that Information regarding additional reading sources is given.

For question 9- 63% students strongly agreed, 27% agreed and 10% neither agreed nor disagreed.

**Interpretation-** 63% students strongly agreed, 27% agreed and 10% neither agreed nor disagreed that Values are taught from the prescribed syllabus in terms of knowledge, concepts, manual skills, analytical abilities and broadening perspectives.

For question 10- 67% students strongly agreed, 25% agreed, 5% neither agreed nor disagreed and 2% disagreed.

**Interpretation-** 67% students strongly agreed, 25% agreed, 5% neither agreed nor disagreed and 2% disagreed that Periodical assessments are conducted as per the given schedule.

For question 11- 48% students strongly agreed 37% agreed, 8% neither agreed nor disagreed and 7% strongly disagreed.

**Interpretation-** 48% students strongly agreed 37% agreed, 8% neither agreed nor disagreed and 7% strongly disagreed that Evaluation is fair and unbiased.

For question 12- 75% students strongly agreed, 23% agreed and 2% neither agreed nor disagreed.

**Interpretation-** 75% students strongly agreed, 23% agreed and 2% neither agreed nor disagreed that Regular and timely feedback is given for further improvement.

For question 13- 60% students strongly agreed 35% agreed, 3% neither agreed nor disagreed and 2% disagreed.

**Interpretation-** 60% students strongly agreed 35% agreed, 3% neither agreed nor disagreed and 2% disagreed that Teachers are accessible even after lectures.

For question 14- 68% students strongly agreed 30% agreed and 2% neither agreed nor disagreed.

**Interpretation-** 68% students strongly agreed 30% agreed and 2% neither agreed nor disagreed that Teachers are instrumental in personality development of the students.





BACKWARD CLASS YOUTH RELIEF COMMITTEE'S  
**BHIWAPUR MAHAVIDYALAYA**

BHIWAPUR DIST. NAGPUR- 441201  
ACCREDITED WITH GRADE 'B' (CGPA-2.54) BY NAAC, BENGALURU  
ISO-9001:2015

**Academic Session – 2018-19**

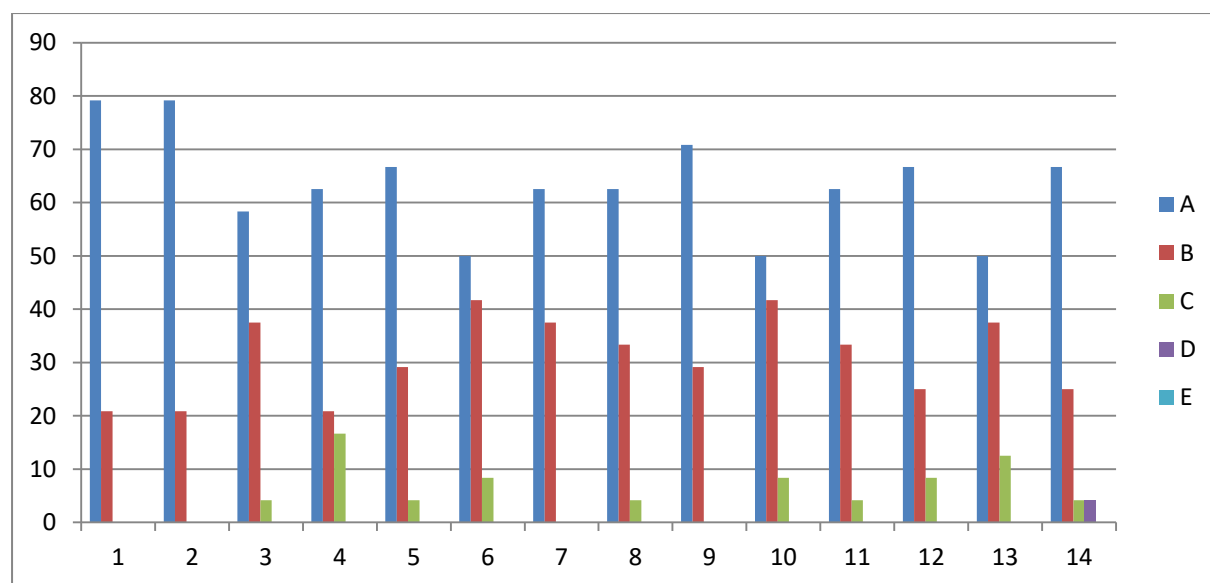
**Feedback from students on Teaching Learning and Evaluation**  
**Bachelor of Science- III**

**Subject- CHEMISTRY**

**Feedback Analysis**

Learners have given their Responses on a 5 -point Likert Scale for-

Option A- Strongly agree-	3.17
Option B- Agree-	1.55
Option C- Neither agree nor disagree -	0.27
Option D- Disagree-	0.01
Option E- Strongly disagree-	0.00



On X-axis – Question number

On Y-axis- Response in %

- A- Strongly agree
- B- Agree
- C- Neither agree nor disagree
- D- Disagree
- E- Strongly disagree

For question 1 – 79% students strongly agreed and 21% agreed.

**Interpretation-** 79% students strongly agreed and 21% agreed that they understand the depth of the course.

For question 2- 79% students strongly agreed and 21% agreed.

**Interpretation-** 79% students strongly agreed and 21% agreed that extent of coverage of course taught by teacher.

For question 3- 58% students strongly agreed and 38% agreed and 5% neither agreed nor disagreed.

**Interpretation-** 58% students strongly agreed and 38% agreed and 5% neither agreed nor disagreed that the ability of the teacher to relate the topic with current situation.

For question 4- 62% students strongly agreed, 21% agreed and 17% neither agreed nor disagreed.

**Interpretation-** 62% students strongly agreed, 21% agreed and 17% neither agreed nor disagreed that the entire syllabus is completed in the stipulated time frame.

For question 5- 67% students strongly agreed, 29% agreed and 4% neither agreed nor disagreed.

**Interpretation-** 67% students strongly agreed, 29% agreed and 4% neither agreed nor disagreed that teachers are punctual and regular in taking practical and tutorial classes.

For question 6- 50% students strongly agreed, 42% agreed and 8% neither agreed nor disagreed.

**Interpretation-** 50% students strongly agreed, 42% agreed and 8% neither agreed nor disagreed that the ICT in the form of web sources, power point presentations are a regular feature of the classroom.

For question 7- 63% students strongly agreed and 37% agreed.

**Interpretation-** 63% students strongly agreed and 37% agreed that explanation of textual reading material with clarity and relevance

For question 8- 63% students strongly agreed, 33% agreed and 4% neither agreed nor disagreed.

**Interpretation-** 63% students strongly agreed, 33% agreed and 4% neither agreed nor disagreed that Information regarding additional reading sources is given.

For question 9- 71% students strongly agreed and 27% agreed.

**Interpretation-** 71% students strongly agreed and 27% agreed that Values are taught from the prescribed syllabus in terms of knowledge, concepts, manual skills, analytical abilities and broadening perspectives.

For question 10- 50% students strongly agreed, 42% agreed and 8% neither agreed nor disagreed.

**Interpretation-** 50% students strongly agreed, 42% agreed and 8% neither agreed nor disagreed that Periodical assessments are conducted as per the given schedule.

For question 11- 63% students strongly agreed 33% agreed and 4% neither agreed nor disagreed.

**Interpretation-** 63% students strongly agreed 33% agreed and 4% neither agreed nor disagreed that Evaluation is fair and unbiased.

For question 12- 67% students strongly agreed, 25% agreed and 8% neither agreed nor disagreed.

**Interpretation-** 67% students strongly agreed, 25% agreed and 8% neither agreed nor disagreed that Regular and timely feedback is given for further improvement.

For question 13- 50% students strongly agreed 38% agreed and 12% neither agreed nor disagreed.

**Interpretation-** 50% students strongly agreed 38% agreed and 12% neither agreed nor disagreed that Teachers are accessible even after lectures.

For question 14- 67% students strongly agreed 25% agreed, 4% neither agreed nor disagreed and 4% disagreed.

**Interpretation-** 67% students strongly agreed 25% agreed, 4% neither agreed nor disagreed and 4% disagreed that Teachers are instrumental in personality development of the students.



BACKWARD CLASS YOUTH RELIEF COMMITTEE'S  
**BHIWAPUR MAHAVIDYALAYA**

BHIWAPUR DIST. NAGPUR- 441201  
ACCREDITED WITH GRADE 'B' (CGPA-2.54) BY NAAC, BENGALURU  
ISO-9001:2015

**Academic Session – 2018-19**

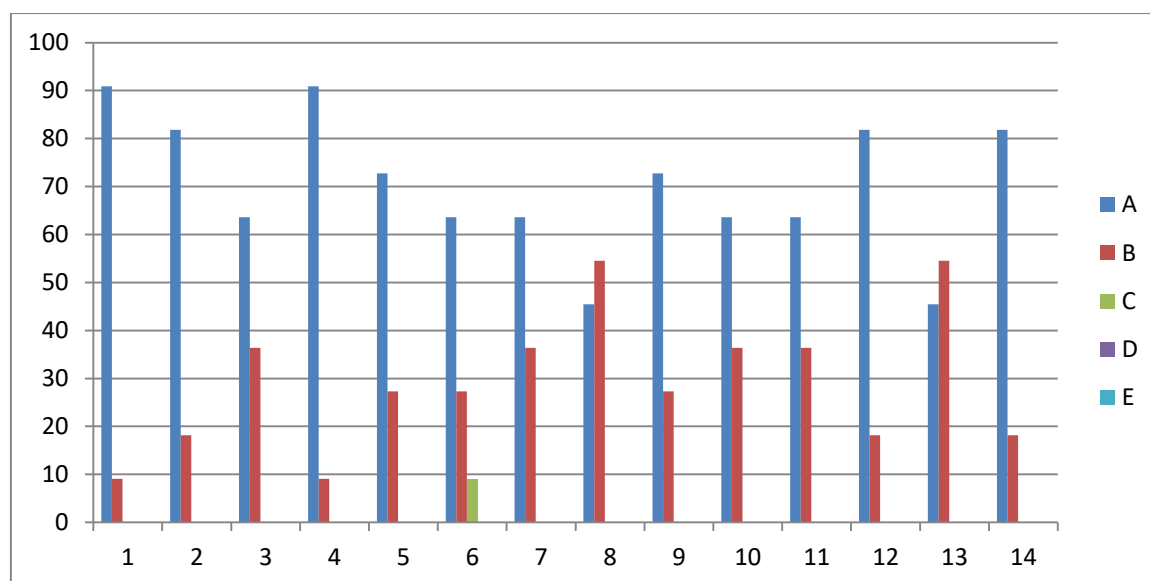
**Feedback from students on Teaching Learning and Evaluation**  
**Bachelor of Science- III**

**Subject- ZOOLOGY**

**Feedback Analysis**

Learners have given their Responses on a 5 -point Likert Scale for-

Option A- Strongly agree-	3.51
Option B- Agree-	1.46
Option C- Neither agree nor disagree -	0.03
Option D- Disagree-	0.00
Option E- Strongly disagree-	0.00



On X-axis – Question number

On Y-axis- Response in %

- A- Strongly agree
- B- Agree
- C- Neither agree nor disagree
- D- Disagree
- E- Strongly disagree

For question 1 – 91% students strongly agreed and 9% agreed.

**Interpretation-** 91% students strongly agreed and 9% agreed that they understand the depth of the course.

For question 2- 82% students strongly agreed and 18% agreed.

**Interpretation-** 82% students strongly agreed and 18% agreed that extent of coverage of course taught by teacher.

For question 3- 64% students strongly agreed and 36% agreed.

**Interpretation-** 64% students strongly agreed and 36% agreed that the ability of the teacher to relate the topic with current situation.

For question 4- 91% students strongly agreed and 9% agreed.

**Interpretation-** 91% students strongly agreed and 9% agreed that the entire syllabus is completed in the stipulated time frame.

For question 5- 73% students strongly agreed and 27% agreed.

**Interpretation-** 73% students strongly agreed and 27% agreed that teachers are punctual and regular in taking practical and tutorial classes.

For question 6- 64% students strongly agreed, 27% agreed and 9% neither agreed nor disagreed.

**Interpretation-** 64% students strongly agreed, 27% agreed and 9% neither agreed nor disagreed that the ICT in the form of web sources, power point presentations are a regular feature of the classroom.

For question 7- 64% students strongly agreed and 36% agreed.

**Interpretation-** 64% students strongly agreed and 36% agreed that explanation of textual reading material with clarity and relevance

For question 8- 45% students strongly agreed and 55% agreed.

**Interpretation-** 45% students strongly agreed and 55% agreed that Information regarding additional reading sources is given.

For question 9- 73% students strongly agreed and 27% agreed.

**Interpretation-** 73% students strongly agreed and 27% agreed that Values are taught from the prescribed syllabus in terms of knowledge, concepts, manual skills, analytical abilities and broadening perspectives.

For question 10- 64% students strongly agreed and 36% agreed.

**Interpretation-** 64% students strongly agreed and 36% agreed that Periodical assessments are conducted as per the given schedule.

For question 11- 64% students strongly agreed and 36% agreed.

**Interpretation-** 64% students strongly agreed and 36% agreed that Evaluation is fair and unbiased.

For question 12- 82% students strongly agreed and 18% agreed.

**Interpretation-** 82% students strongly agreed and 18% agreed that Regular and timely feedback is given for further improvement.

For question 13- 45% students strongly agreed and 55% agreed.

**Interpretation-** 45% students strongly agreed and 55% agreed that Teachers are accessible even after lectures.

For question 14- 82% students strongly agreed and 18% agreed.

**Interpretation-** 82% students strongly agreed and 18% agreed that Teachers are instrumental in personality development of the students.



BACKWARD CLASS YOUTH RELIEF COMMITTEE'S  
**BHIWAPUR MAHAVIDYALAYA**

BHIWAPUR DIST. NAGPUR- 441201  
ACCREDITED WITH GRADE 'B' (CGPA-2.54) BY NAAC, BENGALURU  
ISO-9001:2015

**Academic Session – 2018-19**

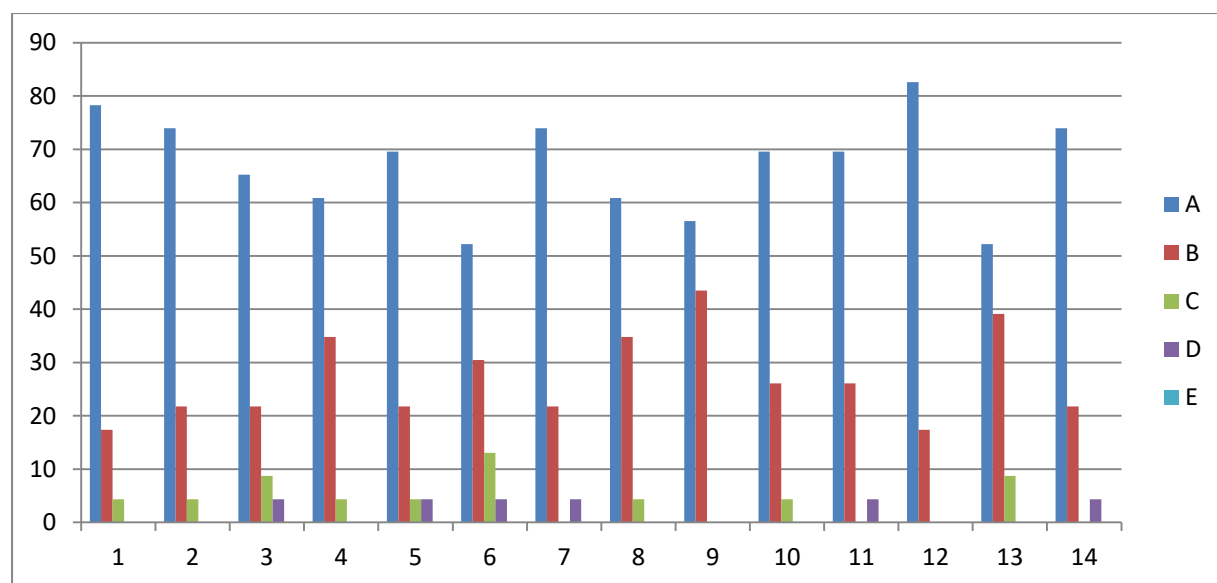
**Feedback from students on Teaching Learning and Evaluation**  
**Bachelor of Science- III**

**Subject- CHEMISTRY**

**Feedback Analysis**

Learners have given their Responses on a 5 -point Likert Scale for-

Option A- Strongly agree-	3.35
Option B- Agree-	1.35
Option C- Neither agree nor disagree -	0.20
Option D- Disagree-	0.09
Option E- Strongly disagree-	0.00



On X-axis – Question number

On Y-axis- Response in %

- A- Strongly agree
- B- Agree
- C- Neither agree nor disagree
- D- Disagree
- E- Strongly disagree

For question 1 – 78% students strongly agreed, 17% agreed and 5% neither agreed nor disagreed.

**Interpretation-** 78% students strongly agreed, 17% agreed and 5% neither agreed nor disagreed that they understand the depth of the course.

For question 2- 74% students strongly agreed, 22% agreed and 4% disagreed.

**Interpretation-** 74% students strongly agreed, 22% agreed and 4% disagreed that extent of coverage of course taught by teacher.

For question 3- 65% students strongly agreed, 22% agreed, 9% neither agreed nor disagreed and 4% disagreed.

**Interpretation-** 65% students strongly agreed, 22% agreed, 9% neither agreed nor disagreed and 4% disagreed that the ability of the teacher to relate the topic with current situation.

For question 4- 61% students strongly agreed, 35% agreed and 4% neither agreed nor disagreed.

**Interpretation-** 61% students strongly agreed, 35% agreed and 4% neither agreed nor disagreed that the entire syllabus is completed in the stipulated time frame.

For question 5- 69% students strongly agreed, 22% agreed, 4% neither agreed nor disagreed and 4% disagreed.

**Interpretation-** 69% students strongly agreed, 22% agreed, 4% neither agreed nor disagreed and 4% disagreed that teachers are punctual and regular in taking practical and tutorial classes.

For question 6- 52% students strongly agreed, 30% agreed, 13% neither agreed nor disagreed and 4% disagreed.

**Interpretation-** 52% students strongly agreed, 30% agreed, 13% neither agreed nor disagreed and 4% disagreed that the ICT in the form of web sources, power point presentations are a regular feature of the classroom.

For question 7- 74% students strongly agreed, 22% agreed and 4% disagreed.

**Interpretation-** 74% students strongly agreed, 22% agreed and 4% disagreed that explanation of textual reading material with clarity and relevance

For question 8- 61% students strongly agreed, 35% agreed and 4% neither agreed nor disagreed.

**Interpretation-** 61% students strongly agreed, 35% agreed and 4% neither agreed nor disagreed that Information regarding additional reading sources is given.

For question 9- 56% students strongly agreed and 43% agreed.

**Interpretation-** 56% students strongly agreed and 43% agreed that Values are taught from the prescribed syllabus in terms of knowledge, concepts, manual skills, analytical abilities and broadening perspectives.



For question 10- 70% students strongly agreed, 26% agreed and 4% neither agreed nor disagreed.

**Interpretation-** 70% students strongly agreed, 26% agreed and 4% neither agreed nor disagreed that Periodical assessments are conducted as per the given schedule.

For question 11- 70% students strongly agreed, 26% agreed and 4% disagreed.

**Interpretation-** 70% students strongly agreed, 26% agreed and 4% disagreed that Evaluation is fair and unbiased.

For question 12- 83% students strongly agreed and 23% agreed.

**Interpretation-** 83% students strongly agreed and 23% agreed that Regular and timely feedback is given for further improvement.

For question 13- 52% students strongly agreed 39% agreed and 3% neither agreed nor disagreed.

**Interpretation-** 52% students strongly agreed 39% agreed and 3% neither agreed nor disagreed that Teachers are accessible even after lectures.

For question 14- 74% students strongly agreed 22% agreed and 2% disagreed.

**Interpretation-** 74% students strongly agreed 22% agreed and 2% disagreed that Teachers are instrumental in personality development of the students.



BACKWARD CLASS YOUTH RELIEF COMMITTEE'S  
**BHIWAPUR MAHAVIDYALAYA**

BHIWAPUR DIST. NAGPUR- 441201  
ACCREDITED WITH GRADE 'B' (CGPA-2.54) BY NAAC, BENGALURU  
ISO-9001:2015

**Academic Session – 2018-19**

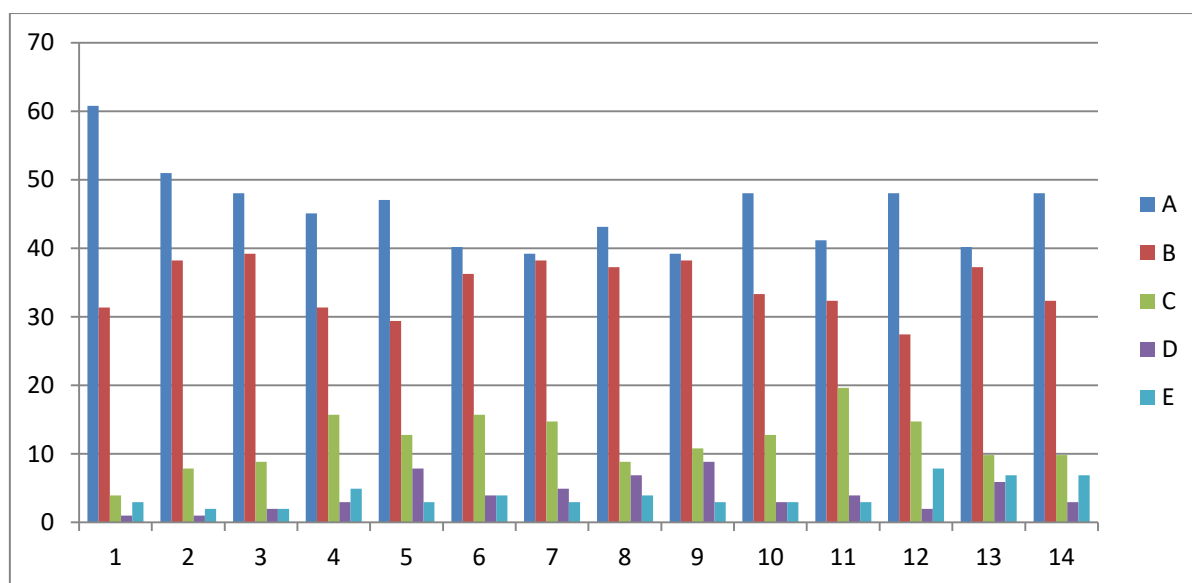
**Feedback from students on Teaching Learning and Evaluation**  
**Bachelor of Science- I**

**Subject- CHEMISTRY**

**Feedback Analysis**

Learners have given their Responses on a 5 -point Likert Scale for-

Option A- Strongly agree-	2.28
Option B- Agree-	1.72
Option C- Neither agree nor disagree -	0.59
Option D- Disagree-	0.20
Option E- Strongly disagree-	0.20



On X-axis – Question number

On Y-axis- Response in %

- A- Strongly agree
- B- Agree
- C- Neither agree nor disagree
- D- Disagree
- E- Strongly disagree

For question 1 – 61% students strongly agreed, 31% agreed, 4% neither agreed nor disagreed, 1% disagreed and 3% strongly disagreed.

**Interpretation-** 61% students strongly agreed, 31% agreed, 4% neither agreed nor disagreed, 1% disagreed and 3% strongly disagreed that they understand the depth of the course.

For question 2- 51% students strongly agreed, 38% agreed, 8% neither agreed nor disagreed, 1% disagreed and 2% strongly disagreed.

**Interpretation-** 51% students strongly agreed, 38% agreed, 8% neither agreed nor disagreed, 1% disagreed and 2% strongly disagreed that extent of coverage of course taught by teacher.

For question 3- 48% students strongly agreed, 39% agreed, 9% neither agreed nor disagreed, 2% disagreed and 2% strongly disagreed.

**Interpretation-** 48% students strongly agreed, 39% agreed, 9% neither agreed nor disagreed, 2% disagreed and 2% strongly disagreed that the ability of the teacher to relate the topic with current situation.

For question 4- 45% students strongly agreed, 31% agreed, 16% neither agreed nor disagreed, 3% disagreed and 5% strongly disagreed.

**Interpretation-** 45% students strongly agreed, 31% agreed, 16% neither agreed nor disagreed, 3% disagreed and 5% strongly disagreed that the entire syllabus is completed in the stipulated time frame.

For question 5- 47% students strongly agreed, 29% agreed, 13% neither agreed nor disagreed, 8% disagreed and 3% strongly disagreed.

**Interpretation-** 47% students strongly agreed, 29% agreed, 13% neither agreed nor disagreed, 8% disagreed and 3% strongly disagreed that teachers are punctual and regular in taking practical and tutorial classes.

For question 6- 40% students strongly agreed, 36% agreed, 16% neither agreed nor disagreed, 4% disagreed and 4% strongly disagreed.

**Interpretation-** 40% students strongly agreed, 36% agreed, 16% neither agreed nor disagreed, 4% disagreed and 4% strongly disagreed that the ICT in the form of web sources, power point presentations are a regular feature of the classroom.

For question 7- 39% students strongly agreed, 38% agreed, 15% neither agreed nor disagreed, 5% disagreed and 3% strongly disagreed.

**Interpretation-** 39% students strongly agreed, 38% agreed, 15% neither agreed nor disagreed, 5% disagreed and 3% strongly disagreed that explanation of textual reading material with clarity and relevance

For question 8- 43% students strongly agreed, 37% agreed, 9% neither agreed nor disagreed, 7% disagreed and 4% strongly disagreed.

**Interpretation-** 43% students strongly agreed, 37% agreed, 9% neither agreed nor disagreed, 7% disagreed and 4% strongly disagreed that Information regarding additional reading sources is given.

For question 9- 39% students strongly agreed, 38% agreed, 11% neither agreed nor disagreed, 9% disagreed and 3% strongly disagreed.

**Interpretation-** 39% students strongly agreed, 38% agreed, 11% neither agreed nor disagreed, 9% disagreed and 3% strongly disagreed that Values are taught from the prescribed syllabus in terms of knowledge, concepts, manual skills, analytical abilities and broadening perspectives.

For question 10- 48% students strongly agreed, 33% agreed, 13% neither agreed nor disagreed, 3% disagreed and 3% strongly disagreed.

**Interpretation-** 48% students strongly agreed, 33% agreed, 13% neither agreed nor disagreed, 3% disagreed and 3% strongly disagreed that Periodical assessments are conducted as per the given schedule.

For question 11- 41% students strongly agreed, 32% agreed, 20% neither agreed nor disagreed, 4% disagreed and 3% strongly disagreed.

**Interpretation-** 41% students strongly agreed, 32% agreed, 20% neither agreed nor disagreed, 4% disagreed and 3% strongly disagreed that Evaluation is fair and unbiased.

For question 12- 48% students strongly agreed, 27% agreed, 15% neither agreed nor disagreed, 2% disagreed and 8% strongly disagreed.

**Interpretation-** 48% students strongly agreed, 27% agreed, 15% neither agreed nor disagreed, 2% disagreed and 8% strongly disagreed that Regular and timely feedback is given for further improvement.

For question 13- 40% students strongly agreed, 37% agreed, 10% neither agreed nor disagreed, 6% disagreed and 7% strongly disagreed.

**Interpretation-** 40% students strongly agreed, 37% agreed, 10% neither agreed nor disagreed, 6% disagreed and 7% strongly disagreed that Teachers are accessible even after lectures.

For question 14- 48% students strongly agreed, 32% agreed, 10% neither agreed nor disagreed, 3% disagreed and 7% strongly disagreed.

**Interpretation-** 48% students strongly agreed, 32% agreed, 10% neither agreed nor disagreed, 3% disagreed and 7% strongly disagreed that Teachers are instrumental in personality development of the students.



BACKWARD CLASS YOUTH RELIEF COMMITTEE'S  
**BHIWAPUR MAHAVIDYALAYA**

BHIWAPUR DIST. NAGPUR- 441201  
ACCREDITED WITH GRADE 'B' (CGPA-2.54) BY NAAC, BENGALURU  
ISO-9001:2015

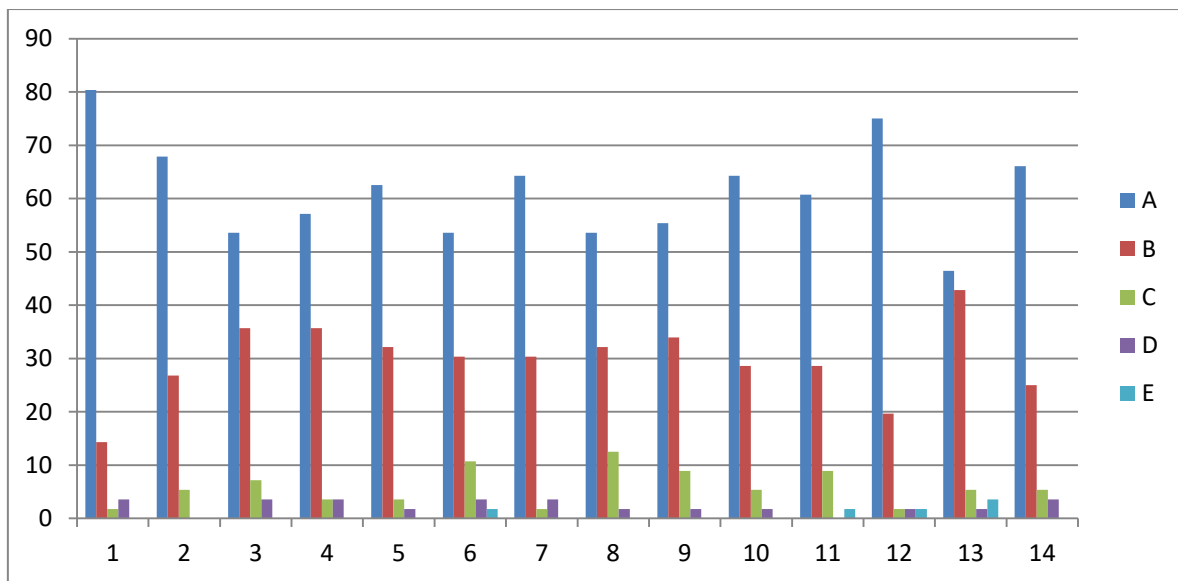
**Academic Session – 2018-19**  
**Feedback from students on Teaching Learning and Evaluation**  
**Bachelor of Science- I**

**Subject- ZOOLOGY**

**Feedback Analysis**

Learners have given their Responses on a 5 -point Likert Scale for-

Option A- Strongly agree-	3.07
Option B- Agree-	1.49
Option C- Neither agree nor disagree -	0.29
Option D- Disagree-	0.11
Option E- Strongly disagree-	0.03



On X-axis – Question number

On Y-axis- Response in %

- A- Strongly agree
- B- Agree
- C- Neither agree nor disagree
- D- Disagree
- E- Strongly disagree

For question 1 – 80% students strongly agreed, 14% agreed, 2% neither agreed nor disagreed and 4% disagreed.

**Interpretation-** 80% students strongly agreed, 14% agreed, 2% neither agreed nor disagreed and 4% disagreed that they understand the depth of the course.

For question 2- 68% students strongly agreed, 27% agreed and 5% neither agreed nor disagreed.

**Interpretation-** 68% students strongly agreed, 27% agreed and 5% neither agreed nor disagreed that extent of coverage of course taught by teacher.

For question 3- 53% students strongly agreed, 36% agreed, 7% neither agreed nor disagreed and 4% disagreed.

**Interpretation-** 53% students strongly agreed, 36% agreed, 7% neither agreed nor disagreed and 4% disagreed that the ability of the teacher to relate the topic with current situation.

For question 4- 57% students strongly agreed, 36% agreed, 4% neither agreed nor disagreed and 3% disagreed.

**Interpretation-** 57% students strongly agreed, 36% agreed, 4% neither agreed nor disagreed and 3% disagreed that the entire syllabus is completed in the stipulated time frame.

For question 5- 63% students strongly agreed, 32% agreed, 3% neither agreed nor disagreed and 2% disagreed.

**Interpretation-** 63% students strongly agreed, 32% agreed, 3% neither agreed nor disagreed and 2% disagreed that teachers are punctual and regular in taking practical and tutorial classes.

For question 6- 53% students strongly agreed, 30% agreed, 11% neither agreed nor disagreed, 4% disagreed and 2% strongly disagreed.

**Interpretation-** 53% students strongly agreed, 30% agreed, 11% neither agreed nor disagreed, 4% disagreed and 2% strongly disagreed that the ICT in the form of web sources, power point presentations are a regular feature of the classroom.

For question 7- 64% students strongly agreed, 30% agreed, 2% neither agreed nor disagreed and 3% disagreed.

**Interpretation-** 64% students strongly agreed, 30% agreed, 2% neither agreed nor disagreed and 3% disagreed that explanation of textual reading material with clarity and relevance

For question 8- 53% students strongly agreed, 32% agreed, 13% neither agreed nor disagreed and 2% disagreed.

**Interpretation-** 53% students strongly agreed, 32% agreed, 13% neither agreed nor disagreed and 2% disagreed that Information regarding additional reading sources is given.

For question 9- 55% students strongly agreed, 34% agreed, 9% neither agreed nor disagreed and 2% disagreed.

**Interpretation-** 55% students strongly agreed, 34% agreed, 9% neither agreed nor disagreed and 2% disagreed that Values are taught from the prescribed syllabus in terms of knowledge, concepts, manual skills, analytical abilities and broadening perspectives.

For question 10- 64% students strongly agreed, 29% agreed, 5% neither agreed nor disagreed and 2% disagreed.

**Interpretation-** 64% students strongly agreed, 29% agreed, 5% neither agreed nor disagreed and 2% disagreed that Periodical assessments are conducted as per the given schedule.

For question 11- 61% students strongly agreed 28% agreed, 9% neither agreed nor disagreed and 2% strongly disagreed.

**Interpretation-** 61% students strongly agreed 28% agreed, 9% neither agreed nor disagreed and 2% strongly disagreed that Evaluation is fair and unbiased.

For question 12- 75% students strongly agreed, 20% agreed, 2% neither agreed nor disagreed, 1 disagreed and 2% strongly disagreed.

**Interpretation-** 75% students strongly agreed, 20% agreed, 2% neither agreed nor disagreed, 1 disagreed and 2% strongly disagreed that Regular and timely feedback is given for further improvement.

For question 13- 46% students strongly agreed 43% agreed, 5% neither agreed nor disagreed, 2% disagreed and 4% strongly disagreed.

**Interpretation-** 46% students strongly agreed 43% agreed, 5% neither agreed nor disagreed, 2% disagreed and 4% strongly disagreed that Teachers are accessible even after lectures.

For question 14- 66% students strongly agreed 25% agreed, 5% neither agreed nor disagreed and 4% disagreed.

**Interpretation-** 66% students strongly agreed 25% agreed, 5% neither agreed nor disagreed and 4% disagreed that Teachers are instrumental in personality development of the students.



BACKWARD CLASS YOUTH RELIEF COMMITTEE'S  
**BHIWAPUR MAHAVIDYALAYA**

BHIWAPUR DIST. NAGPUR- 441201  
ACCREDITED WITH GRADE 'B' (CGPA-2.54) BY NAAC, BENGALURU  
ISO-9001:2015

**Academic Session – 2018-19**

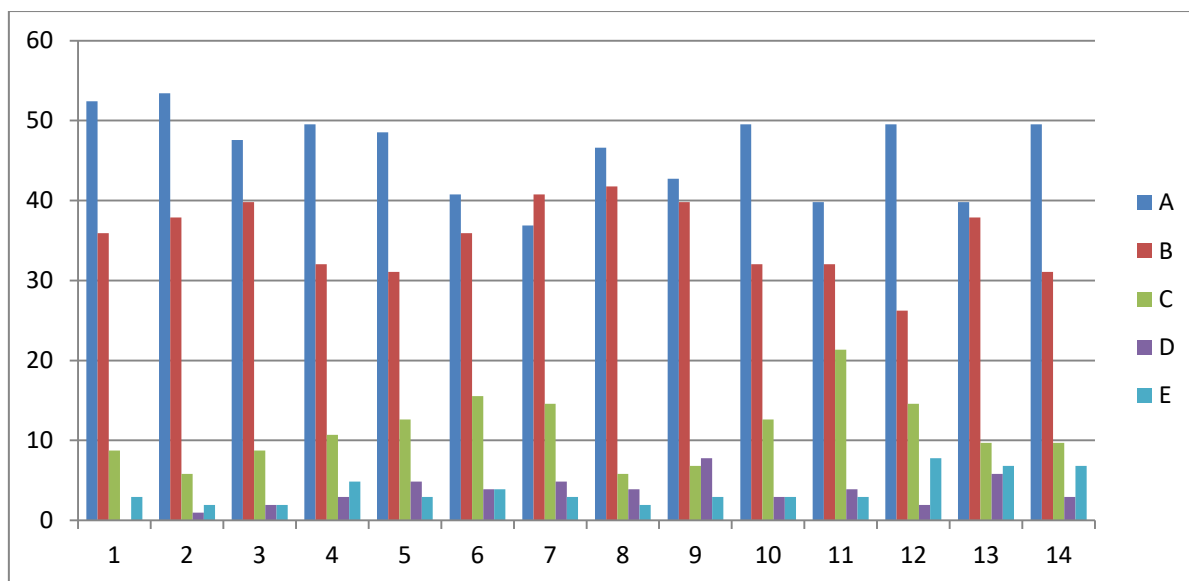
**Feedback from students on Teaching Learning and Evaluation**  
**Bachelor of Science- I**

**Subject- CHEMISTRY**

**Feedback Analysis**

Learners have given their Responses on a 5 -point Likert Scale for-

Option A- Strongly agree-	2.31
Option B- Agree-	1.76
Option C- Neither agree nor disagree -	0.56
Option D- Disagree-	0.17
Option E- Strongly disagree-	0.19



On X-axis – Question number

On Y-axis- Response in %

- A- Strongly agree
- B- Agree
- C- Neither agree nor disagree
- D- Disagree
- E- Strongly disagree



For question 1 – 52% students strongly agreed, 36% agreed, 9% neither agreed nor disagreed and 2% strongly disagreed.

**Interpretation-** 52% students strongly agreed, 36% agreed, 9% neither agreed nor disagreed and 2% strongly disagreed that they understand the depth of the course.

For question 2- 53% students strongly agreed, 38% agreed 6% neither agreed nor disagreed, 1% disagreed and 2% strongly disagreed.

**Interpretation-** 53% students strongly agreed, 38% agreed 6% neither agreed nor disagreed, 1% disagreed and 2% strongly disagreed that extent of coverage of course taught by teacher.

For question 3- 47% students strongly agreed, 40% agreed 9% neither agreed nor disagreed, 2% disagreed and 2% strongly disagreed.

**Interpretation-** 47% students strongly agreed, 40% agreed 9% neither agreed nor disagreed, 2% disagreed and 2% strongly disagreed that the ability of the teacher to relate the topic with current situation.

For question 4- 49% students strongly agreed, 32% agreed 11% neither agreed nor disagreed, 3% disagreed and 5% strongly disagreed.

**Interpretation-** 49% students strongly agreed, 32% agreed 11% neither agreed nor disagreed, 3% disagreed and 5% strongly disagreed that the entire syllabus is completed in the stipulated time frame.

For question 5- 48% students strongly agreed, 31% agreed 13% neither agreed nor disagreed, 5% disagreed and 3% strongly disagreed.

**Interpretation-** 48% students strongly agreed, 31% agreed 13% neither agreed nor disagreed, 5% disagreed and 3% strongly disagreed that teachers are punctual and regular in taking practical and tutorial classes.

For question 6- 41% students strongly agreed, 36% agreed 15% neither agreed nor disagreed, 4% disagreed and 4% strongly disagreed.

**Interpretation-** 41% students strongly agreed, 36% agreed 15% neither agreed nor disagreed, 4% disagreed and 4% strongly disagreed that the ICT in the form of web sources, power point presentations are a regular feature of the classroom.

For question 7- 37% students strongly agreed, 41% agreed 14% neither agreed nor disagreed, 5% disagreed and 3% strongly disagreed.

**Interpretation-** 37% students strongly agreed, 41% agreed 14% neither agreed nor disagreed, 5% disagreed and 3% strongly disagreed that explanation of textual reading material with clarity and relevance.

For question 8- 46% students strongly agreed, 42% agreed 6% neither agreed nor disagreed, 4% disagreed and 2% strongly disagreed.

**Interpretation-** 46% students strongly agreed, 42% agreed 6% neither agreed nor disagreed, 4% disagreed and 2% strongly disagreed that Information regarding additional reading sources is given.

For question 9- 43% students strongly agreed, 40% agreed 7% neither agreed nor disagreed, 8% disagreed and 3% strongly disagreed.

**Interpretation-** 43% students strongly agreed, 40% agreed 7% neither agreed nor disagreed, 8% disagreed and 3% strongly disagreed that Values are taught from the prescribed syllabus in terms of knowledge, concepts, manual skills, analytical abilities and broadening perspectives.

For question 10- 49% students strongly agreed, 32% agreed 13% neither agreed nor disagreed, 3% disagreed and 3% strongly disagreed.

**Interpretation-** 49% students strongly agreed, 32% agreed 13% neither agreed nor disagreed, 3% disagreed and 3% strongly disagreed that Periodical assessments are conducted as per the given schedule.

For question 11- 40% students strongly agreed, 32% agreed 21% neither agreed nor disagreed, 4% disagreed and 3% strongly disagreed.

**Interpretation-** 40% students strongly agreed, 32% agreed 21% neither agreed nor disagreed, 4% disagreed and 3% strongly disagreed that Evaluation is fair and unbiased.

For question 12- 49% students strongly agreed, 26% agreed 15% neither agreed nor disagreed, 2% disagreed and 8% strongly disagreed.

**Interpretation-** 49% students strongly agreed, 26% agreed 15% neither agreed nor disagreed, 2% disagreed and 8% strongly disagreed that Regular and timely feedback is given for further improvement.

For question 13- 40% students strongly agreed, 38% agreed 10% neither agreed nor disagreed, 6% disagreed and 6% strongly disagreed.

**Interpretation-** 40% students strongly agreed, 38% agreed 10% neither agreed nor disagreed, 6% disagreed and 6% strongly disagreed that Teachers are accessible even after lectures.

For question 14- 49% students strongly agreed, 31% agreed 10% neither agreed nor disagreed, 3% disagreed and 7% strongly disagreed.

**Interpretation-** 49% students strongly agreed, 31% agreed 10% neither agreed nor disagreed, 3% disagreed and 7% strongly disagreed that Teachers are instrumental in personality development of the students.



BACKWARD CLASS YOUTH RELIEF COMMITTEE'S  
**BHIWAPUR MAHAVIDYALAYA**

BHIWAPUR DIST. NAGPUR- 441201  
ACCREDITED WITH GRADE 'B' (CGPA-2.54) BY NAAC, BENGALURU  
ISO-9001:2015

**Academic Session – 2018-19**

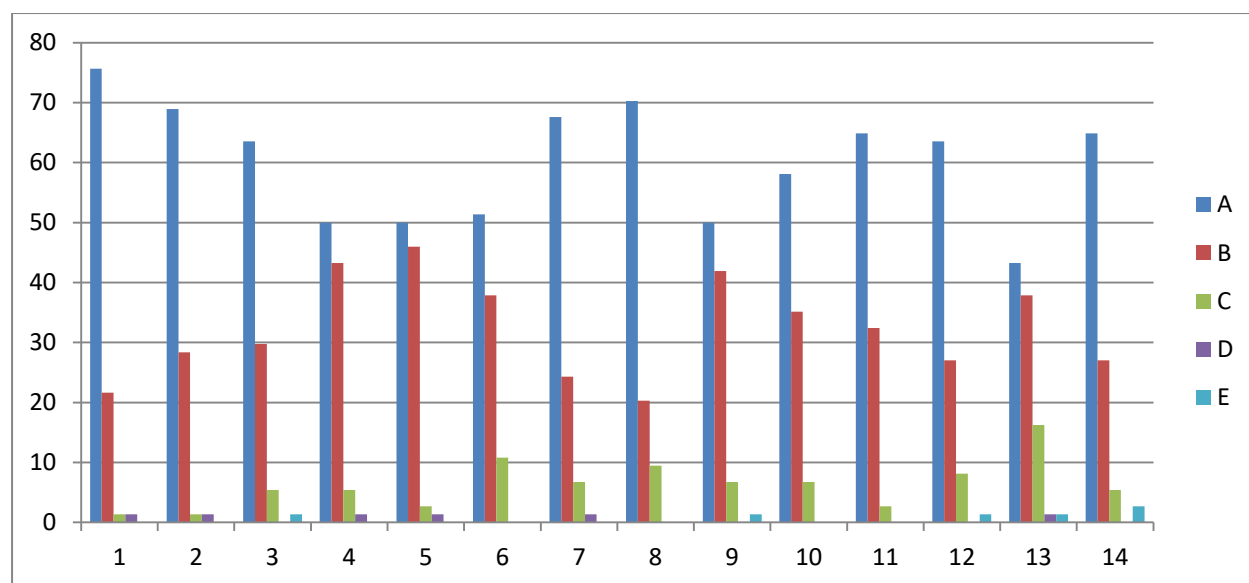
**Feedback from students on Teaching Learning and Evaluation**  
**Bachelor of Science- I**

**Subject- CHEMISTRY**

**Feedback Analysis**

Learners have given their Responses on a 5 -point Likert Scale for-

Option A- Strongly agree-	3.01
Option B- Agree-	1.62
Option C- Neither agree nor disagree -	0.32
Option D- Disagree-	0.03
Option E- Strongly disagree-	0.03



On X-axis – Question number

On Y-axis- Response in %

- A- Strongly agree
- B- Agree
- C- Neither agree nor disagree
- D- Disagree
- E- Strongly disagree

For question 1 – 76% students strongly agreed, 32% agreed, 1% neither agreed nor disagreed and 1% disagreed.

**Interpretation** 76% students strongly agreed, 32% agreed, 1% neither agreed nor disagreed and 1% disagreed that they understand the depth of the course.

For question 2- 69% students strongly agreed, 28% agreed, 2% neither agreed nor disagreed and 1% disagreed.

**Interpretation**- 69% students strongly agreed, 28% agreed, 2% neither agreed nor disagreed and 1% disagreed that extent of coverage of course taught by teacher.

For question 3- 64% students strongly agreed, 30% agreed, 5% neither agreed nor disagreed and 1% strongly disagreed.

**Interpretation**- 64% students strongly agreed, 30% agreed, 5% neither agreed nor disagreed and 1% strongly disagreed that the ability of the teacher to relate the topic with current situation.

For question 4- 50% students strongly agreed, 43% agreed 6% neither agreed nor disagreed and 1% disagreed.

**Interpretation**- 50% students strongly agreed, 43% agreed 6% neither agreed nor disagreed and 1% disagreed that the entire syllabus is completed in the stipulated time frame.

For question 5- 50% students strongly agreed, 46% agreed, 3% neither agreed nor disagreed and 1% disagreed.

**Interpretation**- 50% students strongly agreed, 46% agreed, 3% neither agreed nor disagreed and 1% disagreed that teachers are punctual and regular in taking practical and tutorial classes.

For question 6- 51% students strongly agreed, 38% agreed and 11% neither agreed nor disagreed.

**Interpretation**- 51% students strongly agreed, 38% agreed and 11% neither agreed nor disagreed that the ICT in the form of web sources, power point presentations are a regular feature of the classroom.

For question 7- 68% students strongly agreed, 24% agreed, 7% neither agreed nor disagreed and 1% disagreed.

**Interpretation**- 68% students strongly agreed, 24% agreed, 7% neither agreed nor disagreed and 1% disagreed that explanation of textual reading material with clarity and relevance

For question 8- 70% students strongly agreed, 20% agreed and 9% neither agreed nor disagreed.

**Interpretation**- 70% students strongly agreed, 20% agreed and 9% neither agreed nor disagreed that Information regarding additional reading sources is given.

For question 9- 50% students strongly agreed, 42% agreed, 7% neither agreed nor disagreed and 1% strongly disagreed.

**Interpretation-** 50% students strongly agreed, 42% agreed, 7% neither agreed nor disagreed and 1% strongly disagreed that Values are taught from the prescribed syllabus in terms of knowledge, concepts, manual skills, analytical abilities and broadening perspectives.

For question 10- 58% students strongly agreed 35% agreed, and 6% neither agreed nor disagreed.

**Interpretation-** 58% students strongly agreed 35% agreed, and 6% neither agreed nor disagreed that Periodical assessments are conducted as per the given schedule.

For question 11- 65% students strongly agreed 32% agreed, and 3% neither agreed nor disagreed.

**Interpretation-** 65% students strongly agreed 32% agreed, and 3% neither agreed nor disagreed that Evaluation is fair and unbiased.

For question 12- 63% students strongly agreed, 27% agreed and 8% neither agreed nor disagreed and 1% strongly disagreed.

**Interpretation-** 63% students strongly agreed, 27% agreed and 8% neither agreed nor disagreed and 1% strongly disagreed that Regular and timely feedback is given for further improvement.

For question 13- 43% students strongly agreed, 38% agreed 16% neither agreed nor disagreed, 1% disagreed and 1% strongly disagreed.

**Interpretation-** 43% students strongly agreed, 38% agreed 16% neither agreed nor disagreed, 1% disagreed and 1% strongly disagreed that Teachers are accessible even after lectures.

For question 14- 65% students strongly agreed, 27% agreed 5% neither agreed nor disagreed and 3% strongly disagreed.

**Interpretation-** 65% students strongly agreed, 27% agreed 5% neither agreed nor disagreed and 3% strongly disagreed that Teachers are instrumental in personality development of the students.



BACKWARD CLASS YOUTH RELIEF COMMITTEE'S  
**BHIWAPUR MAHAVIDYALAYA**

BHIWAPUR DIST. NAGPUR- 441201  
ACCREDITED WITH GRADE 'B' (CGPA-2.54) BY NAAC, BENGALURU  
ISO-9001:2015

**Academic Session – 2018-19**

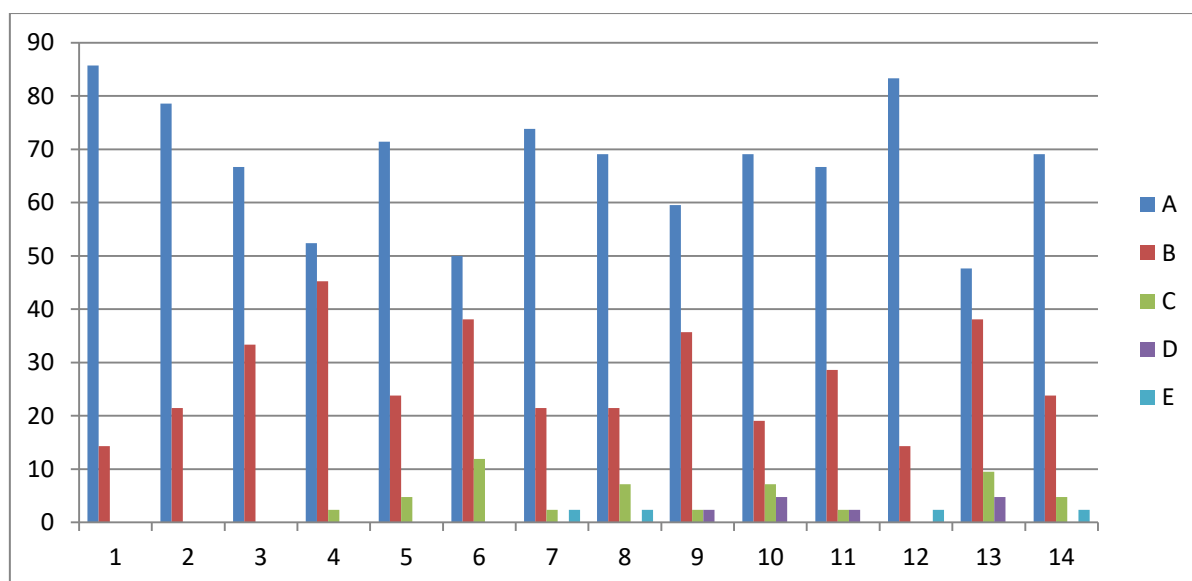
**Feedback from students on Teaching Learning and Evaluation**  
**Bachelor of Science- III**

**Subject- ZOOLOGY**

**Feedback Analysis**

Learners have given their Responses on a 5 -point Likert Scale for-

Option A- Strongly agree-	3.37
Option B- Agree-	1.35
Option C- Neither agree nor disagree -	0.20
Option D- Disagree-	0.05
Option E- Strongly disagree-	0.03



On X-axis – Question number

On Y-axis- Response in %

- A- Strongly agree
- B- Agree
- C- Neither agree nor disagree
- D- Disagree
- E- Strongly disagree

For question 1 – 86% students strongly agreed and 14% agreed.

**Interpretation-** 86% students strongly agreed and 14% agreed that they understand the depth of the course.

For question 2- 79% students strongly agreed and 21% agreed.

**Interpretation-** 79% students strongly agreed and 21% agreed that extent of coverage of course taught by teacher.

For question 3- 67% students strongly agreed and 33% agreed.

**Interpretation-** 67% students strongly agreed and 33% agreed that the ability of the teacher to relate the topic with current situation.

For question 4- 52% students strongly agreed, 45% agreed and 2% neither agreed nor disagreed.

**Interpretation-** 52% students strongly agreed, 45% agreed and 2% neither agreed nor disagreed that the entire syllabus is completed in the stipulated time frame.

For question 5- 71% students strongly agreed, 24% agreed and 5% neither agreed nor disagreed.

**Interpretation-** 71% students strongly agreed, 24% agreed and 5% neither agreed nor disagreed that teachers are punctual and regular in taking practical and tutorial classes.

For question 6- 50% students strongly agreed, 38% agreed and 12% neither agreed nor disagreed.

**Interpretation-** 50% students strongly agreed, 38% agreed and 12% neither agreed nor disagreed that the ICT in the form of web sources, power point presentations are a regular feature of the classroom.

For question 7- 74% students strongly agreed, 21% agreed, 3% neither agreed nor disagreed and 2% strongly disagreed.

**Interpretation-** 74% students strongly agreed, 21% agreed, 3% neither agreed nor disagreed and 2% strongly disagreed that explanation of textual reading material with clarity and relevance

For question 8- 69% students strongly agreed, 21% agreed, 7% neither agreed nor disagreed and 2% strongly disagreed.

**Interpretation-** 69% students strongly agreed, 21% agreed, 7% neither agreed nor disagreed and 2% strongly disagreed that Information regarding additional reading sources is given.

For question 9- 60% students strongly agreed, 36% agreed, 3% neither agreed nor disagreed and 2% disagreed.

**Interpretation-** 60% students strongly agreed, 36% agreed, 3% neither agreed nor disagreed and 2% disagreed that Values are taught from the prescribed syllabus in

terms of knowledge, concepts, manual skills, analytical abilities and broadening perspectives.

For question 10- 69% students strongly agreed, 19% agreed, 7% neither agreed nor disagreed and 5% disagreed.

**Interpretation-** 69% students strongly agreed, 19% agreed, 7% neither agreed nor disagreed and 5% disagreed that Periodical assessments are conducted as per the given schedule.

For question 11- 67% students strongly agreed 29% agreed, 2% neither agreed nor disagreed and 2% disagreed.

**Interpretation-** 67% students strongly agreed 29% agreed, 2% neither agreed nor disagreed and 2% disagreed that Evaluation is fair and unbiased.

For question 12- 88% students strongly agreed, 14% agreed and 2% strongly disagreed.

**Interpretation-** 88% students strongly agreed, 14% agreed and 2% strongly disagreed that Regular and timely feedback is given for further improvement.

For question 13- 48% students strongly agreed 38% agreed, 9% neither agreed nor disagreed and 5% disagreed.

**Interpretation-** 48% students strongly agreed 38% agreed, 9% neither agreed nor disagreed and 5% disagreed that Teachers are accessible even after lectures.

For question 14- 69% students strongly agreed 24% agreed, 5% neither agreed nor disagreed and 2% strongly disagreed.

**Interpretation-** 69% students strongly agreed 24% agreed, 5% neither agreed nor disagreed and 2% strongly disagreed that Teachers are instrumental in personality development of the students.





BACKWARD CLASS YOUTH RELIEF COMMITTEE'S  
**BHIWAPUR MAHAVIDYALAYA**

BHIWAPUR DIST. NAGPUR- 441201  
ACCREDITED WITH GRADE 'B' (CGPA-2.54) BY NAAC, BENGALURU  
ISO-9001:2015

**Academic Session – 2018-19**

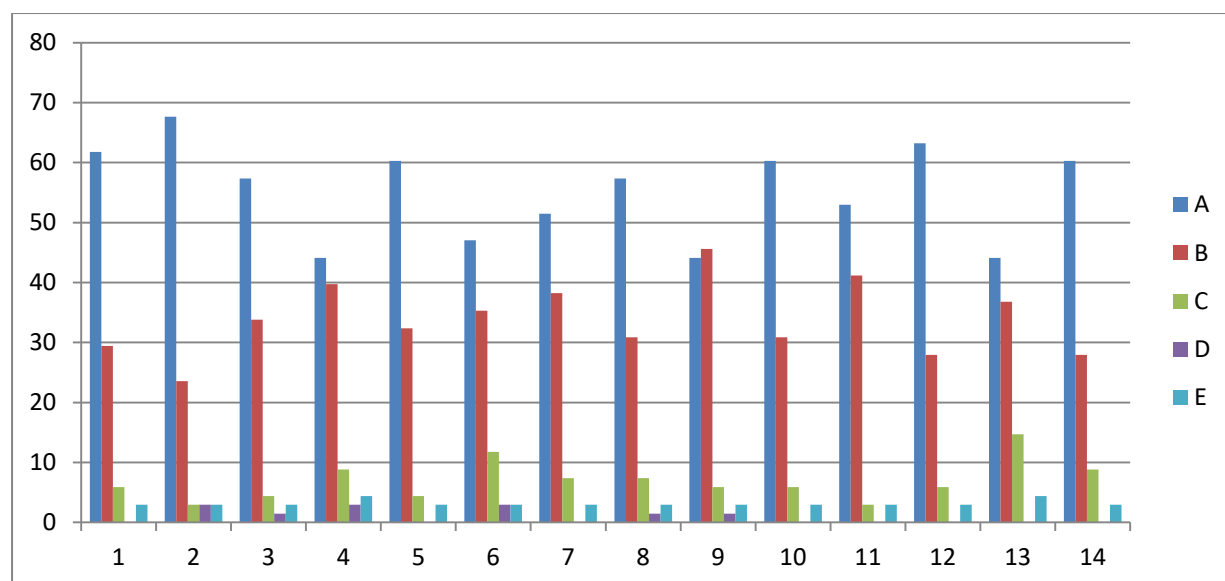
**Feedback from students on Teaching Learning and Evaluation**  
**Bachelor of Science- III**

**Subject- CHEMISTRY**

**Feedback Analysis**

Learners have given their Responses on a 5 -point Likert Scale for-

Option A- Strongly agree-	2.76
Option B- Agree-	1.69
Option C- Neither agree nor disagree -	0.35
Option D- Disagree-	0.05
Option E- Strongly disagree-	0.16



On X-axis – Question number

On Y-axis- Response in %

- A- Strongly agree
- B- Agree
- C- Neither agree nor disagree
- D- Disagree
- E- Strongly disagree

For question 1 – 69% students strongly agreed 24% agreed, 5% neither agreed nor disagreed and 2% strongly disagreed.

**Interpretation-** 90% students strongly agreed and 10% agreed that they understand the depth of the course.

For question 2- 67% students strongly agreed, 24% agreed, 3% neither agreed nor disagreed, 3% disagreed and 3% strongly disagreed.

**Interpretation-** 67% students strongly agreed, 24% agreed, 3% neither agreed nor disagreed, 3% disagreed and 3% strongly disagreed that extent of coverage of course taught by teacher.

For question 3- 57% students strongly agreed, 34% agreed 4% neither agreed nor disagreed, 2% disagreed and 3% strongly disagreed.

**Interpretation-** 57% students strongly agreed, 34% agreed 4% neither agreed nor disagreed, 2% disagreed and 3% strongly disagreed that the ability of the teacher to relate the topic with current situation.

For question 4- 44% students strongly agreed, 40% agreed 9% neither agreed nor disagreed, 3% disagreed and 4% strongly disagreed.

**Interpretation-** 44% students strongly agreed, 40% agreed 9% neither agreed nor disagreed, 3% disagreed and 4% strongly disagreed that the entire syllabus is completed in the stipulated time frame.

For question 5- 60% students strongly agreed, 32% agreed 4% neither agreed nor disagreed and 3% strongly disagreed.

**Interpretation-** 60% students strongly agreed, 32% agreed 4% neither agreed nor disagreed and 3% strongly disagreed that teachers are punctual and regular in taking practical and tutorial classes.

For question 6- 47% students strongly agreed, 35% agreed 12% neither agreed nor disagreed, 3% disagreed and 3% strongly disagreed.

**Interpretation-** 47% students strongly agreed, 35% agreed 12% neither agreed nor disagreed, 3% disagreed and 3% strongly disagreed that the ICT in the form of web sources, power point presentations are a regular feature of the classroom.

For question 7- 51% students strongly agreed, 38% agreed 7% neither agreed nor disagreed and 3% strongly disagreed.

**Interpretation-** 51% students strongly agreed, 38% agreed 7% neither agreed nor disagreed and 3% strongly disagreed that explanation of textual reading material with clarity and relevance.

For question 8- 57% students strongly agreed, 31% agreed 7% neither agreed nor disagreed, 1% disagreed and 3% strongly disagreed.

**Interpretation-** 57% students strongly agreed, 31% agreed 7% neither agreed nor disagreed, 1% disagreed and 3% strongly disagreed that Information regarding additional reading sources is given.

For question 9- 44% students strongly agreed, 45% agreed 6% neither agreed nor disagreed, 1% disagreed and 3% strongly disagreed.

**Interpretation-** 44% students strongly agreed, 45% agreed 6% neither agreed nor disagreed, 1% disagreed and 3% strongly disagreed that Values are taught from the prescribed syllabus in terms of knowledge, concepts, manual skills, analytical abilities and broadening perspectives.

For question 10- 60% students strongly agreed, 31% agreed 6% neither agreed nor disagreed and 3% strongly disagreed.

**Interpretation-** 60% students strongly agreed, 31% agreed 6% neither agreed nor disagreed and 3% strongly disagreed that Periodical assessments are conducted as per the given schedule.

For question 11- 53% students strongly agreed 41% agreed, 3% neither agreed nor disagreed and 3% strongly disagreed.

**Interpretation-** 53% students strongly agreed 41% agreed, 3% neither agreed nor disagreed and 3% strongly disagreed that Evaluation is fair and unbiased.

For question 12- 63% students strongly agreed, 28% agreed 6% neither agreed nor disagreed and 3% strongly disagreed.

**Interpretation-** 63% students strongly agreed, 28% agreed 6% neither agreed nor disagreed and 3% strongly disagreed that Regular and timely feedback is given for further improvement.

For question 13- 44% students strongly agreed 37% agreed, 15% neither agreed nor disagreed and 4% strongly disagreed.

**Interpretation-** 44% students strongly agreed 37% agreed, 15% neither agreed nor disagreed and 4% strongly disagreed that Teachers are accessible even after lectures.

For question 14- 60% students strongly agreed 28% agreed, 8% neither agreed nor disagreed and 3% strongly disagreed.

**Interpretation-** 60% students strongly agreed 28% agreed, 8% neither agreed nor disagreed and 3% strongly disagreed that Teachers are instrumental in personality development of the students.



BACKWARD CLASS YOUTH RELIEF COMMITTEE'S  
**BHIWAPUR MAHAVIDYALAYA**

BHIWAPUR DIST. NAGPUR- 441201  
ACCREDITED WITH GRADE 'B' (CGPA-2.54) BY NAAC, BENGALURU  
ISO-9001:2015

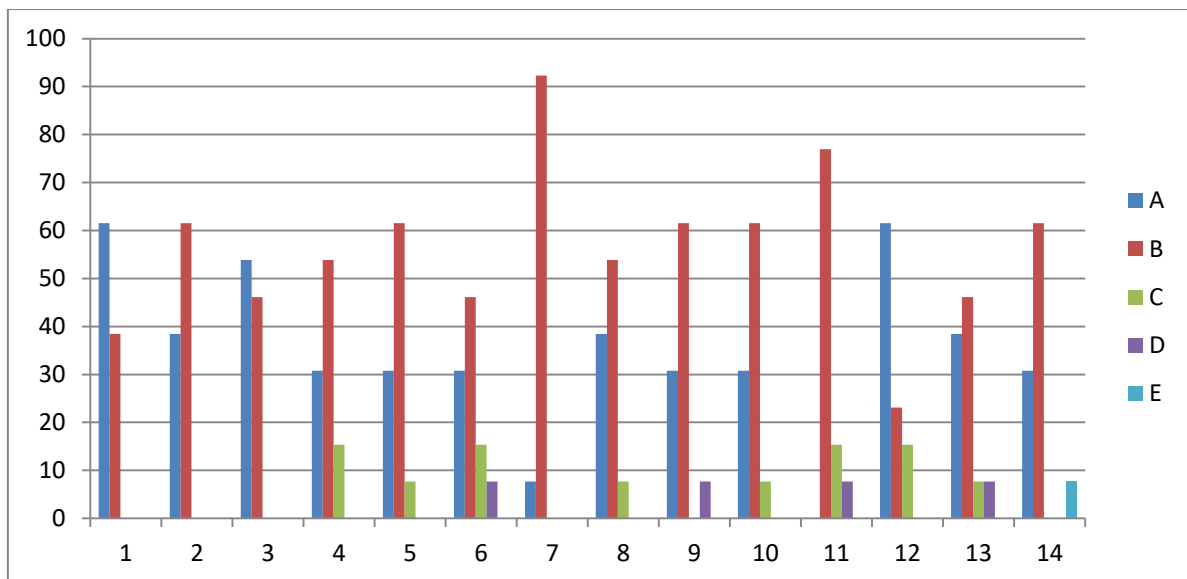
**Academic Session – 2018-19**  
**Feedback from students on Teaching Learning and Evaluation**  
**Bachelor of Commerce- III**

**Subject- MANAGEMENT PROCESSES**

**Feedback Analysis**

Learners have given their Responses on a 5 -point Likert Scale for-

Option A- Strongly agree-	1.73
Option B- Agree-	2.80
Option C- Neither agree nor disagree -	0.32
Option D- Disagree-	0.11
Option E- Strongly disagree-	0.03



On X-axis – Question number

On Y-axis- Response in %

- A- Strongly agree
- B- Agree
- C- Neither agree nor disagree
- D- Disagree
- E- Strongly disagree

For question 1 – 62% students strongly agreed and 38% agreed.

**Interpretation-** 62% students strongly agreed and 38% agreed that they understand the depth of the course.

For question 2- 38% students strongly agreed and 62% agreed.

**Interpretation-** 38% students strongly agreed and 62% agreed that extent of coverage of course taught by teacher.

For question 3- 54% students strongly agreed and 46% agreed.

**Interpretation-** 54% students strongly agreed and 46% agreed that the ability of the teacher to relate the topic with current situation.

For question 4- 31% students strongly agreed, 54% agreed and 15% neither agreed nor disagreed.

**Interpretation-** 31% students strongly agreed, 54% agreed and 15% neither agreed nor disagreed that the entire syllabus is completed in the stipulated time frame.

For question 5- 31% students strongly agreed, 61% agreed and 8% neither agreed nor disagreed.

**Interpretation-** 31% students strongly agreed, 61% agreed and 8% neither agreed nor disagreed that teachers are punctual and regular in taking practical and tutorial classes.

For question 6- 31% students strongly agreed, 46% agreed, 15% neither agreed nor disagreed and 8% disagreed.

**Interpretation-** 31% students strongly agreed, 46% agreed, 15% neither agreed nor disagreed and 8% disagreed that the ICT in the form of web sources, power point presentations are a regular feature of the classroom.

For question 7- 8% students strongly agreed, 92% agreed.

**Interpretation-** 8% students strongly agreed, 92% agreed that explanation of textual reading material with clarity and relevance

For question 8- 38% students strongly agreed, 53% agreed and 8% neither agreed nor disagreed.

**Interpretation-** 38% students strongly agreed, 53% agreed and 8% neither agreed nor disagreed that Information regarding additional reading sources is given.

For question 9- 31% students strongly agreed, 61% agreed and 8% disagreed.

**Interpretation-** 31% students strongly agreed, 61% agreed and 8% disagreed that Values are taught from the prescribed syllabus in terms of knowledge, concepts, manual skills, analytical abilities and broadening perspectives.

For question 10- 31% students strongly agreed, 61% agreed and 8% neither agreed nor disagreed.

**Interpretation-** 31% students strongly agreed, 61% agreed and 8% neither agreed nor disagreed that Periodical assessments are conducted as per the given schedule.

For question 11- 77% students agreed, 15% neither agreed nor disagreed and 8% disagreed.

**Interpretation-** 77% students agreed, 15% neither agreed nor disagreed and 8% disagreed that Evaluation is fair and unbiased.

For question 12- 62% students strongly agreed, 23% agreed and 15% neither agreed nor disagreed.

**Interpretation-** 62% students strongly agreed, 23% agreed and 15% neither agreed nor disagreed that Regular and timely feedback is given for further improvement.

For question 13- 38% students strongly agreed 46% agreed, 8% neither agreed nor disagreed and 8% disagreed.

**Interpretation-** 38% students strongly agreed 46% agreed, 8% neither agreed nor disagreed and 8% disagreed that Teachers are accessible even after lectures.

For question 14- 31% students strongly agreed 61% agreed and 8% strongly disagreed.

**Interpretation-** 31% students strongly agreed 61% agreed and 8% strongly disagreed that Teachers are instrumental in personality development of the students.



BACKWARD CLASS YOUTH RELIEF COMMITTEE'S  
**BHIWAPUR MAHAVIDYALAYA**

BHIWAPUR DIST. NAGPUR- 441201  
ACCREDITED WITH GRADE 'B' (CGPA-2.54) BY NAAC, BENGALURU  
ISO-9001:2015

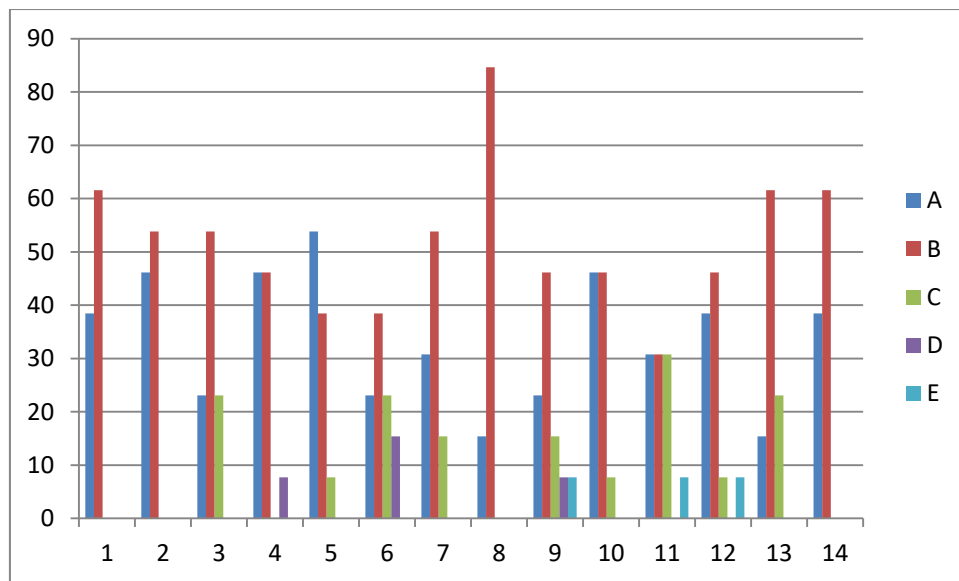
**Academic Session – 2018-19**  
**Feedback from students on Teaching Learning and Evaluation**  
**Bachelor of Commerce- III**

**Subject- INDIAN ECONOMICS**

**Feedback Analysis**

Learners have given their Responses on a 5 -point Likert Scale for-

Option A- Strongly agree-	1.67
Option B- Agree-	2.58
Option C- Neither agree nor disagree -	0.55
Option D- Disagree-	0.11
Option E- Strongly disagree-	0.08



On X-axis – Question number

On Y-axis- Response in %

- A- Strongly agree
- B- Agree
- C- Neither agree nor disagree
- D- Disagree
- E- Strongly disagree

For question 1 – 38% students strongly agreed and 62% agreed.

**Interpretation-** 38% students strongly agreed and 62% agreed that they understand the depth of the course.

For question 2- 46% students strongly agreed and 54% agreed.

**Interpretation-** 46% students strongly agreed and 54% agreed that extent of coverage of course taught by teacher.

For question 3- 23% students strongly agreed, 54% agreed and 23% neither agreed nor disagreed.

**Interpretation-** 23% students strongly agreed, 54% agreed and 23% neither agreed nor disagreed that the ability of the teacher to relate the topic with current situation.

For question 4- 46% students strongly agreed, 46% agreed and 8% neither agreed nor disagreed.

**Interpretation-** 46% students strongly agreed, 46% agreed and 8% neither agreed nor disagreed that the entire syllabus is completed in the stipulated time frame.

For question 5- 54% students strongly agreed, 38% agreed and 8% neither agreed nor disagreed.

**Interpretation-** 54% students strongly agreed, 38% agreed and 8% neither agreed nor disagreed that teachers are punctual and regular in taking practical and tutorial classes.

For question 6- 23% students strongly agreed, 38% agreed, 23% neither agreed nor disagreed and 15% disagreed.

**Interpretation-** 23% students strongly agreed, 38% agreed, 23% neither agreed nor disagreed and 15% disagreed that the ICT in the form of web sources, power point presentations are a regular feature of the classroom.

For question 7- 31% students strongly agreed, 54% agreed and 15% neither agreed nor disagreed.

**Interpretation-** 31% students strongly agreed, 54% agreed and 15% neither agreed nor disagreed that explanation of textual reading material with clarity and relevance

For question 8- 15% students strongly agreed and 85% agreed.

**Interpretation-** 15% students strongly agreed and 85% agreed that Information regarding additional reading sources is given.

For question 9- 23% students strongly agreed, 46% agreed, 15% neither agreed nor disagreed and 8% disagreed and 15% strongly disagreed.

**Interpretation-** 23% students strongly agreed, 46% agreed, 15% neither agreed nor disagreed and 8% disagreed and 15% strongly disagreed that Values are taught from the prescribed syllabus in terms of knowledge, concepts, manual skills, analytical abilities and broadening perspectives.



For question 10- 46% students strongly agreed, 46% agreed and 8% neither agreed nor disagreed.

**Interpretation-** 46% students strongly agreed, 46% agreed and 8% neither agreed nor disagreed that Periodical assessments are conducted as per the given schedule.

For question 11- 31% students strongly agreed 31% agreed, 30% neither agreed nor disagreed and 8% strongly disagreed.

**Interpretation-** 31% students strongly agreed 31% agreed, 30% neither agreed nor disagreed and 8% strongly disagreed that Evaluation is fair and unbiased.

For question 12- 38% students strongly agreed 46% agreed, 8% neither agreed nor disagreed and 8% strongly disagreed.

**Interpretation-** 38% students strongly agreed 46% agreed, 8% neither agreed nor disagreed and 8% strongly disagreed that Regular and timely feedback is given for further improvement.

For question 13- 15% students strongly agreed 62% agreed and 23% neither agreed nor disagreed.

**Interpretation-** 15% students strongly agreed 62% agreed and 23% neither agreed nor disagreed that Teachers are accessible even after lectures.

For question 14- 38% students strongly agreed and 62% agreed.

**Interpretation-** 38% students strongly agreed and 62% agreed that Teachers are instrumental in personality development of the students.



BACKWARD CLASS YOUTH RELIEF COMMITTEE'S  
**BHIWAPUR MAHAVIDYALAYA**

BHIWAPUR DIST. NAGPUR- 441201  
ACCREDITED WITH GRADE 'B' (CGPA-2.54) BY NAAC, BENGALURU  
ISO-9001:2015

**Academic Session – 2018-19**

**Feedback from students on Teaching Learning and Evaluation**

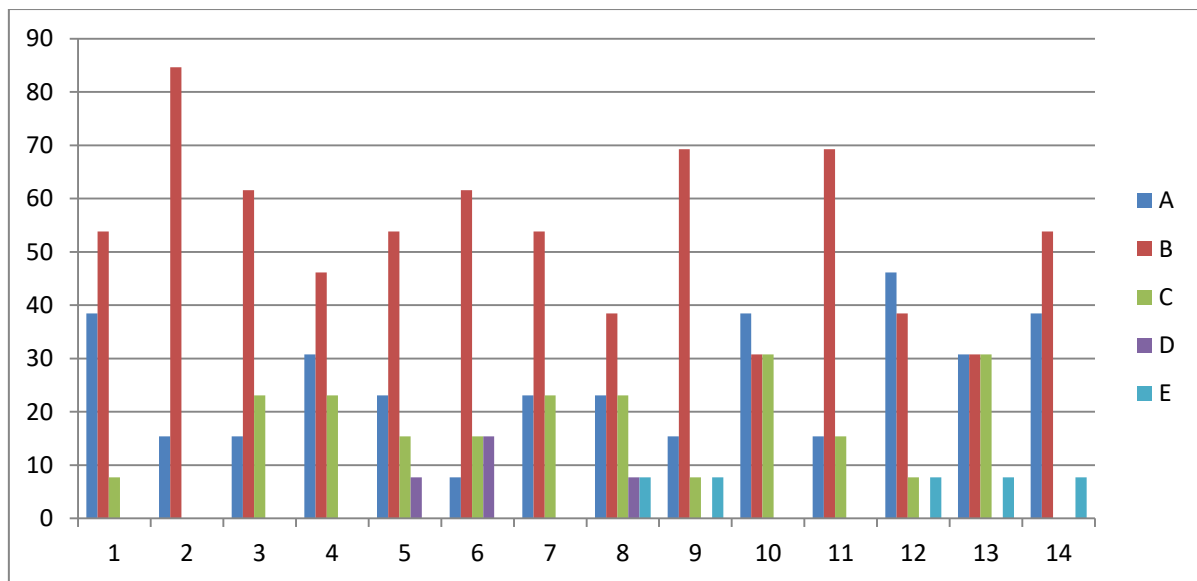
**Bachelor of Commerce- III**

**Subject- COMPUTER ACCOUNTING**

**Feedback Analysis**

Learners have given their Responses on a 5 -point Likert Scale for-

Option A- Strongly agree-	1.29
Option B- Agree-	2.66
Option C- Neither agree nor disagree -	0.80
Option D- Disagree-	0.11
Option E- Strongly disagree-	0.14



On X-axis – Question number

On Y-axis- Response in %

- A- Strongly agree
- B- Agree
- C- Neither agree nor disagree
- D- Disagree
- E- Strongly disagree

For question 1 – 38% students strongly agreed, 54% agreed and 8% neither agreed nor disagreed.

**Interpretation-** 38% students strongly agreed, 54% agreed and 8% neither agreed nor disagreed that they understand the depth of the course.

For question 2- 15% students strongly agreed and 85% agreed.

**Interpretation-** 15% students strongly agreed and 85% agreed that extent of coverage of course taught by teacher.

For question 3- 15% students strongly agreed, 62% agreed and 23% neither agreed nor disagreed.

**Interpretation-** 15% students strongly agreed, 62% agreed and 23% neither agreed nor disagreed that the ability of the teacher to relate the topic with current situation.

For question 4- 31% students strongly agreed, 46% agreed and 23% neither agreed nor disagreed.

**Interpretation-** 31% students strongly agreed, 46% agreed and 23% neither agreed nor disagreed that the entire syllabus is completed in the stipulated time frame.

For question 5- 23% students strongly agreed, 54% agreed, 15% neither agreed nor disagreed and 8% disagreed.

**Interpretation-** 23% students strongly agreed, 54% agreed, 15% neither agreed nor disagreed and 8% disagreed that teachers are punctual and regular in taking practical and tutorial classes.

For question 6- 8% students strongly agreed, 62% agreed, 15% neither agreed nor disagreed and 15% disagreed.

**Interpretation-** 8% students strongly agreed, 62% agreed, 15% neither agreed nor disagreed and 15% disagreed that the ICT in the form of web sources, power point presentations are a regular feature of the classroom.

For question 7- 23% students strongly agreed, 54% agreed and 23% neither agreed nor disagreed.

**Interpretation-** 23% students strongly agreed, 54% agreed and 23% neither agreed nor disagreed that explanation of textual reading material with clarity and relevance

For question 8- 23% students strongly agreed, 38% agreed, 23% neither agreed nor disagreed, 8% disagreed and 8% strongly disagreed.

**Interpretation-** 23% students strongly agreed, 38% agreed, 23% neither agreed nor disagreed, 8% disagreed and 8% strongly disagreed that Information regarding additional reading sources is given.

For question 9- 15% students strongly agreed, 69% agreed, 8% neither agreed nor disagreed and 8% strongly disagreed.

**Interpretation-** 15% students strongly agreed, 69% agreed, 8% neither agreed nor disagreed and 8% strongly disagreed that Values are taught from the prescribed

syllabus in terms of knowledge, concepts, manual skills, analytical abilities and broadening perspectives.

For question 10- 38% students strongly agreed, 31% agreed and 31% neither agreed nor disagreed.

**Interpretation-** 38% students strongly agreed, 31% agreed and 31% neither agreed nor disagreed that Periodical assessments are conducted as per the given schedule.

For question 11- 15% students strongly agreed 69% agreed and 16% neither agreed nor disagreed.

**Interpretation-** 15% students strongly agreed 69% agreed and 16% neither agreed nor disagreed that Evaluation is fair and unbiased.

For question 12- 46% students strongly agreed, 38% agreed, 8% neither agreed nor disagreed and 8% strongly disagreed.

**Interpretation-** 46% students strongly agreed, 38% agreed, 8% neither agreed nor disagreed and 8% strongly disagreed that Regular and timely feedback is given for further improvement.

For question 13- 31% students strongly agreed 31% agreed, 30% neither agreed nor disagreed and 8% strongly disagreed.

**Interpretation-** 31% students strongly agreed 31% agreed, 30% neither agreed nor disagreed and 8% strongly disagreed that Teachers are accessible even after lectures.

For question 14- 38% students strongly agreed 54% agreed and 8% strongly disagreed.

**Interpretation-** 38% students strongly agreed 54% agreed and 8% strongly disagreed that Teachers are instrumental in personality development of the students.



BACKWARD CLASS YOUTH RELIEF COMMITTEE'S  
**BHIWAPUR MAHAVIDYALAYA**

BHIWAPUR DIST. NAGPUR- 441201  
ACCREDITED WITH GRADE 'B' (CGPA-2.54) BY NAAC, BENGALURU  
ISO-9001:2015

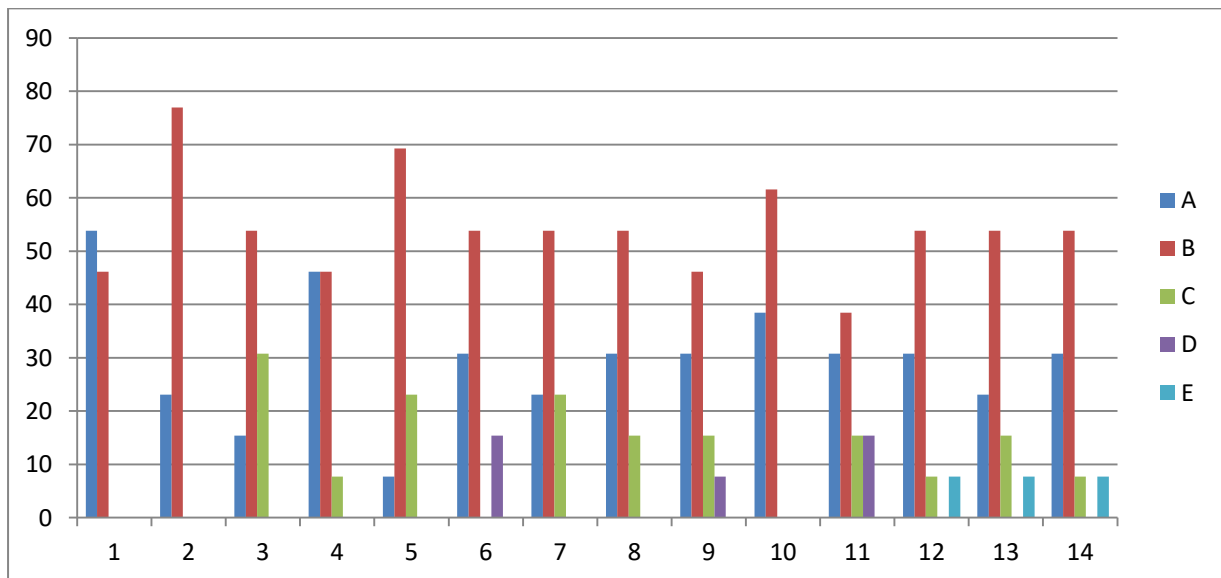
**Academic Session – 2018-19**  
**Feedback from students on Teaching Learning and Evaluation**  
**Bachelor of Commerce- III**

**Subject- FINANCIAL ACCOUNTING**

**Feedback Analysis**

Learners have given their Responses on a 5 -point Likert Scale for-

Option A- Strongly agree-	1.48
Option B- Agree-	2.72
Option C- Neither agree nor disagree -	0.58
Option D- Disagree-	0.14
Option E- Strongly disagree-	0.08



On X-axis – Question number

On Y-axis- Response in %

- A- Strongly agree
- B- Agree
- C- Neither agree nor disagree
- D- Disagree
- E- Strongly disagree

For question 1 – 54% students strongly agreed and 46% agreed.

**Interpretation-** 54% students strongly agreed and 46% agreed that they understand the depth of the course.

For question 2- 23% students strongly agreed and 77% agreed.

**Interpretation-** 23% students strongly agreed and 77% agreed that extent of coverage of course taught by teacher.

For question 3- 15% students strongly agreed, 54% agreed and 31% neither agreed nor disagreed.

**Interpretation-** 15% students strongly agreed, 54% agreed and 31% neither agreed nor disagreed that the ability of the teacher to relate the topic with current situation.

For question 4- 46% students strongly agreed, 46% agreed and 6% neither agreed nor disagreed.

**Interpretation-** 46% students strongly agreed, 46% agreed and 6% neither agreed nor disagreed that the entire syllabus is completed in the stipulated time frame.

For question 5- 8% students strongly agreed, 69% agreed and 23% neither agreed nor disagreed.

**Interpretation-** 8% students strongly agreed, 69% agreed and 23% neither agreed nor disagreed that teachers are punctual and regular in taking practical and tutorial classes.

For question 6- 31% students strongly agreed, 54% agreed and 15% disagreed.

**Interpretation-** 31% students strongly agreed, 54% agreed and 15% disagreed that the ICT in the form of web sources, power point presentations are a regular feature of the classroom.

For question 7- 23% students strongly agreed, 54% agreed and 23% neither agreed nor disagreed.

**Interpretation-** 23% students strongly agreed, 54% agreed and 23% neither agreed nor disagreed that explanation of textual reading material with clarity and relevance

For question 8- 31% students strongly agreed, 54% agreed and 15% neither agreed nor disagreed.

**Interpretation-** 31% students strongly agreed, 54% agreed and 15% neither agreed nor disagreed that Information regarding additional reading sources is given.

For question 9- 31% students strongly agreed, 46% agreed, 15% neither agreed nor disagreed and 8% disagreed.

**Interpretation-** 31% students strongly agreed, 46% agreed, 15% neither agreed nor disagreed and 8% disagreed that Values are taught from the prescribed syllabus in terms of knowledge, concepts, manual skills, analytical abilities and broadening perspectives.

For question 10- 38% students strongly agreed and 62% agreed.

**Interpretation-** 38% students strongly agreed and 62% agreed that Periodical assessments are conducted as per the given schedule.

For question 11- 31% students strongly agreed 39% agreed, 15% neither agreed nor disagreed and 15% disagreed.

**Interpretation-** 31% students strongly agreed 39% agreed, 15% neither agreed nor disagreed and 15% disagreed that Evaluation is fair and unbiased.

For question 12- 31% students strongly agreed, 54% agreed, 8% neither agreed nor disagreed and 8% strongly disagreed.

**Interpretation-** 31% students strongly agreed, 54% agreed, 8% neither agreed nor disagreed and 8% strongly disagreed that Regular and timely feedback is given for further improvement.

For question 13- 23% students strongly agreed 54% agreed, 15% neither agreed nor disagreed and 8% strongly disagreed.

**Interpretation-** 23% students strongly agreed 54% agreed, 15% neither agreed nor disagreed and 8% strongly disagreed that Teachers are accessible even after lectures.

For question 14- 31% students strongly agreed 54% agreed, 8% neither agreed nor disagreed and 8% strongly disagreed.

**Interpretation-** 31% students strongly agreed 54% agreed, 8% neither agreed nor disagreed and 8% strongly disagreed that Teachers are instrumental in personality development of the students.



BACKWARD CLASS YOUTH RELIEF COMMITTEE'S  
**BHIWAPUR MAHAVIDYALAYA**

BHIWAPUR DIST. NAGPUR- 441201  
 ACCREDITED WITH GRADE 'B' (CGPA-2.54) BY NAAC, BENGALURU  
 ISO-9001:2015

**Academic Session – 2018-19**

**Feedback from students on Teaching Learning and Evaluation**

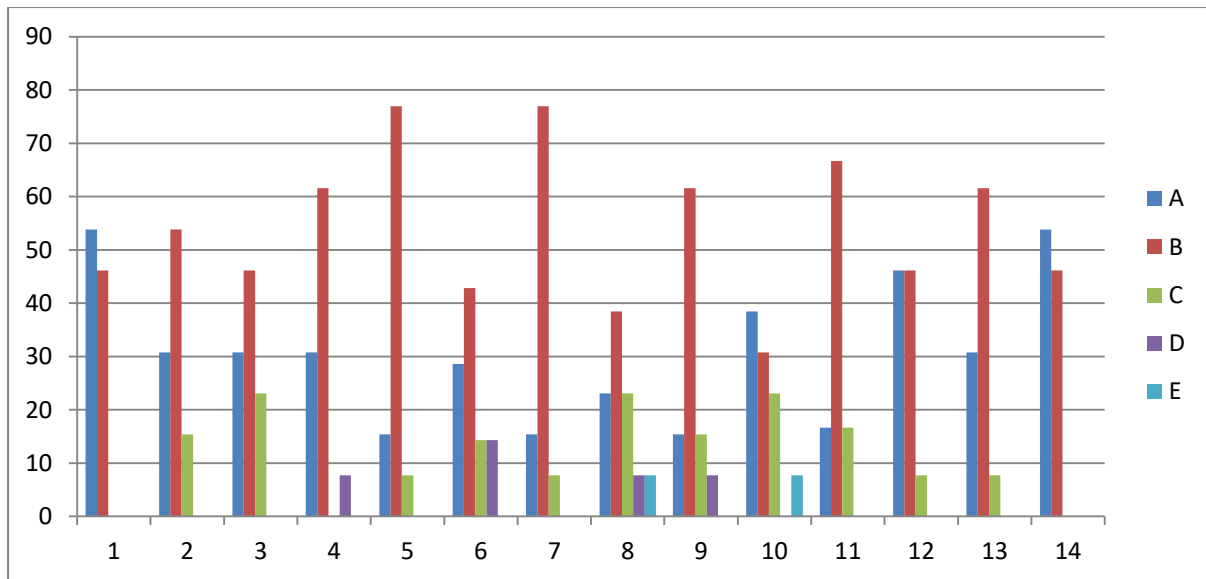
**Bachelor of Commerce- III**

**Subject- COST ACCOUNTING**

**Feedback Analysis**

Learners have given their Responses on a 5 -point Likert Scale for-

Option A- Strongly agree-	1.54
Option B- Agree-	2.70
Option C- Neither agree nor disagree -	0.58
Option D- Disagree-	0.13
Option E- Strongly disagree-	0.05



On X-axis – Question number

On Y-axis- Response in %

- A- Strongly agree
- B- Agree
- C- Neither agree nor disagree
- D- Disagree
- E- Strongly disagree



For question 1 – 54% students strongly agreed and 46% agreed.

**Interpretation-** 54% students strongly agreed and 46% agreed that they understand the depth of the course.

For question 2- 31% students strongly agreed, 54% agreed and 15% neither agreed nor disagreed.

**Interpretation-** 31% students strongly agreed, 54% agreed and 15% neither agreed nor disagreed that extent of coverage of course taught by teacher.

For question 3- 31% students strongly agreed, 46% agreed and 23% neither agreed nor disagreed.

**Interpretation-** 31% students strongly agreed, 46% agreed and 23% neither agreed nor disagreed that the ability of the teacher to relate the topic with current situation.

For question 4- 31% students strongly agreed, 62% agreed and 8% disagreed.

**Interpretation-** 31% students strongly agreed, 62% agreed and 8% disagreed that the entire syllabus is completed in the stipulated time frame.

For question 5- 15% students strongly agreed, 77% agreed and 8% neither agreed nor disagreed.

**Interpretation-** 15% students strongly agreed, 77% agreed and 8% neither agreed nor disagreed that teachers are punctual and regular in taking practical and tutorial classes.

For question 6- 29% students strongly agreed, 43% agreed, 14% neither agreed nor disagreed and 14% disagreed.

**Interpretation-** 29% students strongly agreed, 43% agreed, 14% neither agreed nor disagreed and 14% disagreed that the ICT in the form of web sources, power point presentations are a regular feature of the classroom.

For question 7- 15% students strongly agreed, 77% agreed and 8% neither agreed nor disagreed.

**Interpretation-** 15% students strongly agreed, 77% agreed and 8% neither agreed nor disagreed that explanation of textual reading material with clarity and relevance.

For question 8- 23% students strongly agreed, 38% agreed, 23% neither agreed nor disagreed, 8% disagreed and 8% strongly disagreed.

**Interpretation-** 23% students strongly agreed, 38% agreed, 23% neither agreed nor disagreed, 8% disagreed and 8% strongly disagreed that Information regarding additional reading sources is given.

For question 9- 15% students strongly agreed, 62% agreed, 15% neither agreed nor disagreed and 8% disagreed.

**Interpretation-** 15% students strongly agreed, 62% agreed, 15% neither agreed nor disagreed and 8% disagreed that Values are taught from the prescribed syllabus in

terms of knowledge, concepts, manual skills, analytical abilities and broadening perspectives.

For question 10- 38% students strongly agreed, 31% agreed, 23% neither agreed nor disagreed and 8% strongly disagreed.

**Interpretation-** 38% students strongly agreed, 31% agreed, 23% neither agreed nor disagreed and 8% strongly disagreed that Periodical assessments are conducted as per the given schedule.

For question 11- 17% students strongly agreed 67% agreed and 16% neither agreed nor disagreed.

**Interpretation-** 17% students strongly agreed 67% agreed and 16% neither agreed nor disagreed that Evaluation is fair and unbiased.

For question 12- 46% students strongly agreed, 46% agreed and 8% neither agreed nor disagreed.

**Interpretation-** 46% students strongly agreed, 46% agreed and 8% neither agreed nor disagreed that Regular and timely feedback is given for further improvement.

For question 13- 31% students strongly agreed 61% agreed and 8% neither agreed nor disagreed.

**Interpretation-** 31% students strongly agreed 61% agreed and 8% neither agreed nor disagreed that Teachers are accessible even after lectures.

For question 14- 54% students strongly agreed and 46% agreed.

**Interpretation-** 54% students strongly agreed and 46% agreed that Teachers are instrumental in personality development of the students.



BACKWARD CLASS YOUTH RELIEF COMMITTEE'S  
**BHIWAPUR MAHAVIDYALAYA**

BHIWAPUR DIST. NAGPUR- 441201  
ACCREDITED WITH GRADE 'B' (CGPA-2.54) BY NAAC, BENGALURU  
ISO-9001:2015

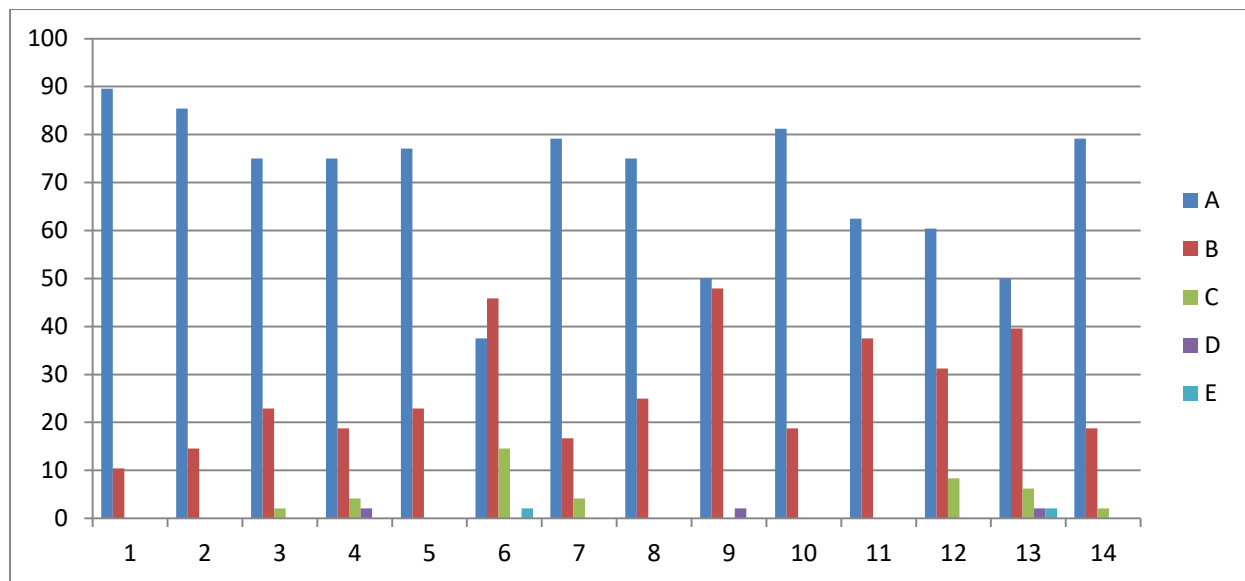
**Academic Session – 2018-19**  
**Feedback from students on Teaching Learning and Evaluation**  
**Bachelor of Commerce- I**

**Subject- MARATHI**

**Feedback Analysis**

Learners have given their Responses on a 5 -point Likert Scale for-

Option A- Strongly agree-	3.49
Option B- Agree-	1.32
Option C- Neither agree nor disagree -	0.15
Option D- Disagree-	0.02
Option E- Strongly disagree-	0.01



On X-axis – Question number

On Y-axis- Response in %

- A- Strongly agree
- B- Agree
- C- Neither agree nor disagree
- D- Disagree
- E- Strongly disagree

For question 1 – 90% students strongly agreed and 10% agreed.

**Interpretation-** 90% students strongly agreed and 10% agreed that they understand the depth of the course.

For question 2- 85% students strongly agreed and 15% agreed.

**Interpretation-** 85% students strongly agreed and 15% agreed that extent of coverage of course taught by teacher.

For question 3- 75% students strongly agreed, 23% agreed and 2% neither agreed nor disagreed.

**Interpretation-** 75% students strongly agreed, 23% agreed and 2% neither agreed nor disagreed that the ability of the teacher to relate the topic with current situation.

For question 4- 75% students strongly agreed, 19% agreed, 4% neither agreed nor disagreed and 2% disagreed.

**Interpretation-** 75% students strongly agreed, 19% agreed, 4% neither agreed nor disagreed and 2% disagreed that the entire syllabus is completed in the stipulated time frame.

For question 5- 77% students strongly agreed and 23% agreed

**Interpretation-** 77% students strongly agreed and 23% agreed that teachers are punctual and regular in taking practical and tutorial classes.

For question 6- 37% students strongly agreed, 46% agreed, 15% neither agreed nor disagreed and 2% strongly disagreed.

**Interpretation-** 37% students strongly agreed, 46% agreed, 15% neither agreed nor disagreed and 2% strongly disagreed that the ICT in the form of web sources, power point presentations are a regular feature of the classroom.

For question 7- 79% students strongly agreed, 17% agreed and 4% neither agreed nor disagreed.

**Interpretation-** 79% students strongly agreed, 17% agreed and 4% neither agreed nor disagreed that explanation of textual reading material with clarity and relevance.

For question 8- 75% students strongly agreed and 25% agreed.

**Interpretation-** 75% students strongly agreed and 25% agreed that Information regarding additional reading sources is given.

For question 9- 50% students strongly agreed, 58% agreed and 2% disagreed.

**Interpretation-** 50% students strongly agreed, 58% agreed and 2% disagreed that Values are taught from the prescribed syllabus in terms of knowledge, concepts, manual skills, analytical abilities and broadening perspectives.

For question 10- 81% students strongly agreed and 19% agreed.

**Interpretation-** 81% students strongly agreed and 19% agreed that Periodical assessments are conducted as per the given schedule.

For question 11- 63% students strongly agreed and 37% agreed.

**Interpretation-** 63% students strongly agreed and 37% agreed that Evaluation is fair and unbiased.

For question 12- 61% students strongly agreed, 31% agreed and 8% neither agreed nor disagreed.

**Interpretation-** 61% students strongly agreed, 31% agreed and 8% neither agreed nor disagreed that Regular and timely feedback is given for further improvement.

For question 13- 50% students strongly agreed 40% agreed, 6% neither agreed nor disagreed, 2% disagreed and 2% strongly disagreed.

**Interpretation-** 50% students strongly agreed 40% agreed, 6% neither agreed nor disagreed, 2% disagreed and 2% strongly disagreed that Teachers are accessible even after lectures.

For question 14- 79% students strongly agreed 19% agreed and 2% neither agreed nor disagreed.

**Interpretation-** 79% students strongly agreed 19% agreed and 2% neither agreed nor disagreed that Teachers are instrumental in personality development of the students.



BACKWARD CLASS YOUTH RELIEF COMMITTEE'S  
**BHIWAPUR MAHAVIDYALAYA**

BHIWAPUR DIST. NAGPUR- 441201  
ACCREDITED WITH GRADE 'B' (CGPA-2.54) BY NAAC, BENGALURU  
ISO-9001:2015

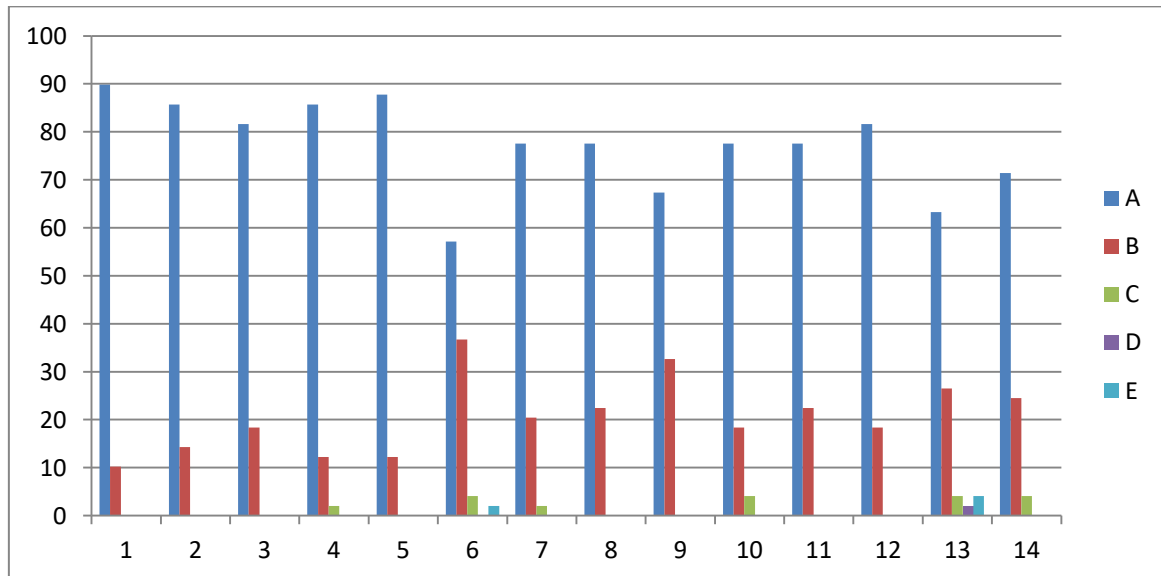
**Academic Session – 2018-19**  
**Feedback from students on Teaching Learning and Evaluation**  
**Bachelor of Commerce- I**

**Subject- BUSINESS ECONOMICS**

**Feedback Analysis**

Learners have given their Responses on a 5 -point Likert Scale for-

Option A- Strongly agree-	3.86
Option B- Agree-	1.03
Option C- Neither agree nor disagree -	0.07
Option D- Disagree-	0.01
Option E- Strongly disagree-	0.02



On X-axis – Question number

On Y-axis- Response in %

- A- Strongly agree
- B- Agree
- C- Neither agree nor disagree
- D- Disagree
- E- Strongly disagree

For question 1 – 90% students strongly agreed and 10% agreed.

**Interpretation-** 90% students strongly agreed and 10% agreed that they understand the depth of the course.

For question 2- 86% students strongly agreed and 14% agreed.

**Interpretation-** 86% students strongly agreed and 14% agreed that extent of coverage of course taught by teacher.

For question 3- 81% students strongly agreed and 18% agreed.

**Interpretation-** 73% students strongly agreed and 27% agreed that the ability of the teacher to relate the topic with current situation.

For question 4- 86% students strongly agreed, 12% agreed and 2% neither agreed nor disagreed.

**Interpretation-** 86% students strongly agreed, 12% agreed and 2% neither agreed nor disagreed that the entire syllabus is completed in the stipulated time frame.

For question 5- 88% students strongly agreed and 12% agreed.

**Interpretation-** 88% students strongly agreed and 12% agreed that teachers are punctual and regular in taking practical and tutorial classes.

For question 6- 57% students strongly agreed, 37% agreed, 4% neither agreed nor disagreed and 2% disagreed.

**Interpretation-** 57% students strongly agreed, 37% agreed, 4% neither agreed nor disagreed and 2% disagreed that the ICT in the form of web sources, power point presentations are a regular feature of the classroom.

For question 7- 78% students strongly agreed, 20% agreed, 3% neither agreed nor disagreed.

**Interpretation-** 78% students strongly agreed, 20% agreed, 3% neither agreed nor disagreed that explanation of textual reading material with clarity and relevance

For question 8- 78% students strongly agreed and 22% agreed.

**Interpretation-** 78% students strongly agreed and 22% agreed that Information regarding additional reading sources is given.

For question 9- 67% students strongly agreed and 33% agreed.

**Interpretation-** 67% students strongly agreed and 33% agreed that Values are taught from the prescribed syllabus in terms of knowledge, concepts, manual skills, analytical abilities and broadening perspectives.

For question 10- 78% students strongly agreed, 18% agreed and 4% neither agreed nor disagreed.

**Interpretation-** 78% students strongly agreed, 18% agreed and 4% neither agreed nor disagreed that Periodical assessments are conducted as per the given schedule.

For question 11- 78% students strongly agreed and 22% agreed.

**Interpretation-** 78% students strongly agreed and 22% agreed that Evaluation is fair and unbiased.

For question 12- 82% students strongly agreed and 18% agreed.

**Interpretation-** 82% students strongly agreed and 18% agreed that Regular and timely feedback is given for further improvement.

For question 13- 63% students strongly agreed 27% agreed, 4% neither agreed nor disagreed, 2% disagreed and 4% strongly disagreed.

**Interpretation-** 63% students strongly agreed 27% agreed, 4% neither agreed nor disagreed, 2% disagreed and 4% strongly disagreed that Teachers are accessible even after lectures.

For question 14- 71% students strongly agreed 25% agreed and 4% neither agreed nor disagreed.

**Interpretation-** 71% students strongly agreed 25% agreed and 4% neither agreed nor disagreed that Teachers are instrumental in personality development of the students.





BACKWARD CLASS YOUTH RELIEF COMMITTEE'S  
**BHIWAPUR MAHAVIDYALAYA**

BHIWAPUR DIST. NAGPUR- 441201  
ACCREDITED WITH GRADE 'B' (CGPA-2.54) BY NAAC, BENGALURU  
ISO-9001:2015

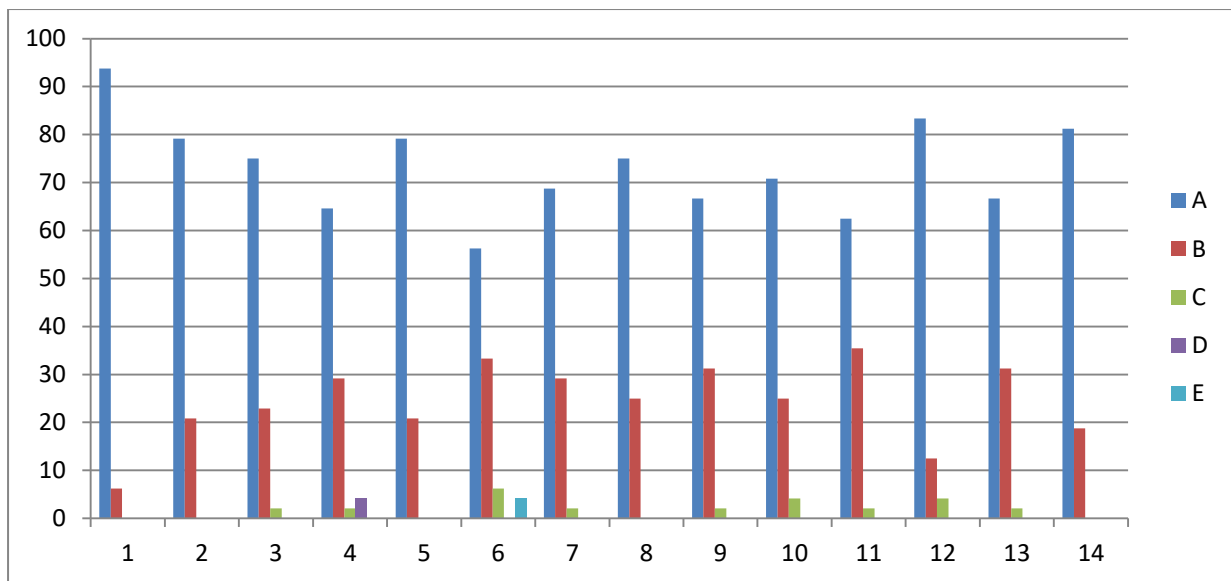
**Academic Session – 2018-19**  
**Feedback from students on Teaching Learning and Evaluation**  
**Bachelor of Commerce- I**

**Subject- COMPANY LAW**

**Feedback Analysis**

Learners have given their Responses on a 5 -point Likert Scale for-

Option A- Strongly agree-	3.65
Option B- Agree-	1.22
Option C- Neither agree nor disagree -	0.10
Option D- Disagree-	0.01
Option E- Strongly disagree-	0.01



On X-axis – Question number

On Y-axis- Response in %

- A- Strongly agree
- B- Agree
- C- Neither agree nor disagree
- D- Disagree
- E- Strongly disagree

For question 1 – 94% students strongly agreed and 6% agreed.

**Interpretation-** 94% students strongly agreed and 6% agreed that they understand the depth of the course.

For question 2- 79% students strongly agreed and 21% agreed.

**Interpretation-** 79% students strongly agreed and 21% agreed that extent of coverage of course taught by teacher.

For question 3- 75% students strongly agreed, 23% agreed and 2% neither agreed nor disagreed.

**Interpretation-** 75% students strongly agreed, 23% agreed and 2% neither agreed nor disagreed that the ability of the teacher to relate the topic with current situation.

For question 4- 65% students strongly agreed, 29% agreed, 2% neither agreed nor disagreed and 4% disagreed.

**Interpretation-** 65% students strongly agreed, 29% agreed, 2% neither agreed nor disagreed and 4% disagreed that the entire syllabus is completed in the stipulated time frame.

For question 5- 79% students strongly agreed and 20% agreed.

**Interpretation-** 79% students strongly agreed and 20% agreed that teachers are punctual and regular in taking practical and tutorial classes.

For question 6- 56% students strongly agreed, 33% agreed, 6% neither agreed nor disagreed and 4% strongly disagreed.

**Interpretation-** 56% students strongly agreed, 33% agreed, 6% neither agreed nor disagreed and 4% strongly disagreed that the ICT in the form of web sources, power point presentations are a regular feature of the classroom.

For question 7- 69% students strongly agreed, 29% agreed and 2% neither agreed nor disagreed.

**Interpretation-** 69% students strongly agreed, 29% agreed and 2% neither agreed nor disagreed that explanation of textual reading material with clarity and relevance.

For question 8- 75% students strongly agreed and 25% agreed.

**Interpretation-** 75% students strongly agreed and 25% agreed that Information regarding additional reading sources is given.

For question 9- 67% students strongly agreed, 31% agreed and 2% neither agreed nor disagreed.

**Interpretation-** 67% students strongly agreed, 31% agreed and 2% neither agreed nor disagreed that Values are taught from the prescribed syllabus in terms of knowledge, concepts, manual skills, analytical abilities and broadening perspectives.

For question 10- 71% students strongly agreed, 25% agreed and 4% neither agreed nor disagreed.

**Interpretation-** 71% students strongly agreed, 25% agreed and 4% neither agreed nor disagreed that periodical assessments are conducted as per the given schedule.

For question 11- 63% students strongly agreed 35% agreed and 2% neither agreed nor disagreed.

**Interpretation-** 63% students strongly agreed 35% agreed and 2% neither agreed nor disagreed that evaluation is fair and unbiased.

For question 12- 83% students strongly agreed, 13% agreed and 4% neither agreed nor disagreed.

**Interpretation-** 83% students strongly agreed, 13% agreed and 4% neither agreed nor disagreed that regular and timely feedback is given for further improvement.

For question 13- 66% students strongly agreed 31% agreed and 2% neither agreed nor disagreed.

**Interpretation-** 66% students strongly agreed 31% agreed and 2% neither agreed nor disagreed that teachers are accessible even after lectures.

For question 14- 81% students strongly agreed and 19% agreed.

**Interpretation-** 81% students strongly agreed and 19% agreed that teachers are instrumental in personality development of the students.



BACKWARD CLASS YOUTH RELIEF COMMITTEE'S  
**BHIWAPUR MAHAVIDYALAYA**

BHIWAPUR DIST. NAGPUR- 441201  
ACCREDITED WITH GRADE 'B' (CGPA-2.54) BY NAAC, BENGALURU  
ISO-9001:2015

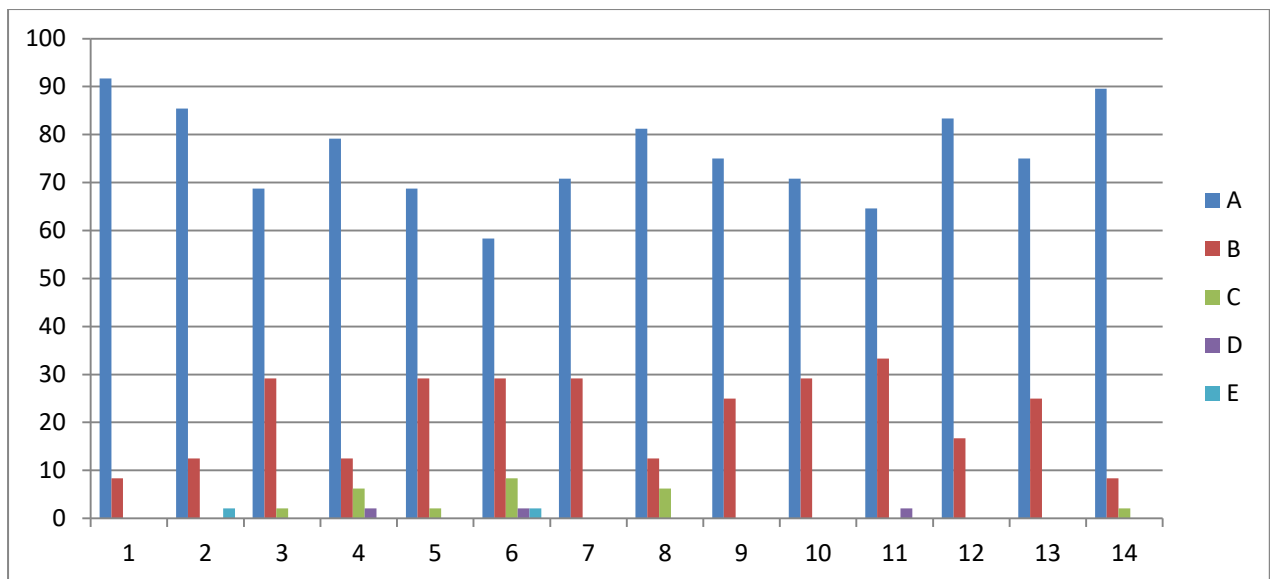
**Academic Session – 2018-19**  
**Feedback from students on Teaching Learning and Evaluation**  
**Bachelor of Commerce- I**

**Subject- BUSINESS ORGANISATION**

**Feedback Analysis**

Learners have given their Responses on a 5 -point Likert Scale for-

Option A- Strongly agree-	3.79
Option B- Agree-	1.07
Option C- Neither agree nor disagree -	0.10
Option D- Disagree-	0.02
Option E- Strongly disagree-	0.01



On X-axis – Question number

On Y-axis- Response in %

- A- Strongly agree
- B- Agree
- C- Neither agree nor disagree
- D- Disagree
- E- Strongly disagree

For question 1 – 92% students strongly agreed and 8% agreed.

**Interpretation-** 92% students strongly agreed and 8% agreed that they understand the depth of the course.

For question 2- 85% students strongly agreed, 13% agreed and 2% strongly disagreed.

**Interpretation-** 85% students strongly agreed, 13% agreed and 2% strongly disagreed that extent of coverage of course taught by teacher.

For question 3- 69% students strongly agreed, 29% agreed and 2% neither agreed nor disagreed.

**Interpretation-** 69% students strongly agreed, 29% agreed and 2% neither agreed nor disagreed that the ability of the teacher to relate the topic with current situation.

For question 4- 79% students strongly agreed, 13% agreed, 6% neither agreed nor disagreed and 2% disagreed.

**Interpretation-** 79% students strongly agreed, 13% agreed, 6% neither agreed nor disagreed and 2% disagreed that the entire syllabus is completed in the stipulated time frame.

For question 5- 69% students strongly agreed, 29% agreed and 2% neither agreed nor disagreed.

**Interpretation-** 69% students strongly agreed, 29% agreed and 2% neither agreed nor disagreed that teachers are punctual and regular in taking practical and tutorial classes.

For question 6- 58% students strongly agreed, 29% agreed, 8% neither agreed nor disagreed, 2% disagreed and 2% strongly disagreed.

**Interpretation-** 58% students strongly agreed, 29% agreed, 8% neither agreed nor disagreed, 2% disagreed and 2% strongly disagreed that the ICT in the form of web sources, power point presentations are a regular feature of the classroom.

For question 7- 71% students strongly agreed and 29% agreed.

**Interpretation-** 71% students strongly agreed and 29% agreed that explanation of textual reading material with clarity and relevance

For question 8- 81% students strongly agreed, 13% agreed and 6% neither agreed nor disagreed.

**Interpretation-** 81% students strongly agreed, 13% agreed and 6% neither agreed nor disagreed that information regarding additional reading sources is given.

For question 9- 75% students strongly agreed and 25% agreed.

**Interpretation-** 75% students strongly agreed and 25% agreed that values are taught from the prescribed syllabus in terms of knowledge, concepts, manual skills, analytical abilities and broadening perspectives.

For question 10- 71% students strongly agreed and 29% agreed.

**Interpretation-** 71% students strongly agreed and 29% agreed that periodical assessments are conducted as per the given schedule.

For question 11- 65% students strongly agreed 33% agreed and 2% disagreed.

**Interpretation-** 65% students strongly agreed 33% agreed and 2% disagreed that evaluation is fair and unbiased.

For question 12- 84% students strongly agreed and 16% agreed.

**Interpretation-** 84% students strongly agreed and 16% agreed that regular and timely feedback is given for further improvement.

For question 13- 75% students strongly agreed and 25% agreed.

**Interpretation-** 75% students strongly agreed and 25% agreed that teachers are accessible even after lectures.

For question 14- 90% students strongly agreed 8% agreed and 2% neither agreed nor disagreed.

**Interpretation-** 90% students strongly agreed 8% agreed and 2% neither agreed nor disagreed that teachers are instrumental in personality development of the students.



BACKWARD CLASS YOUTH RELIEF COMMITTEE'S  
**BHIWAPUR MAHAVIDYALAYA**

BHIWAPUR DIST. NAGPUR- 441201  
ACCREDITED WITH GRADE 'B' (CGPA-2.54) BY NAAC, BENGALURU  
ISO-9001:2015

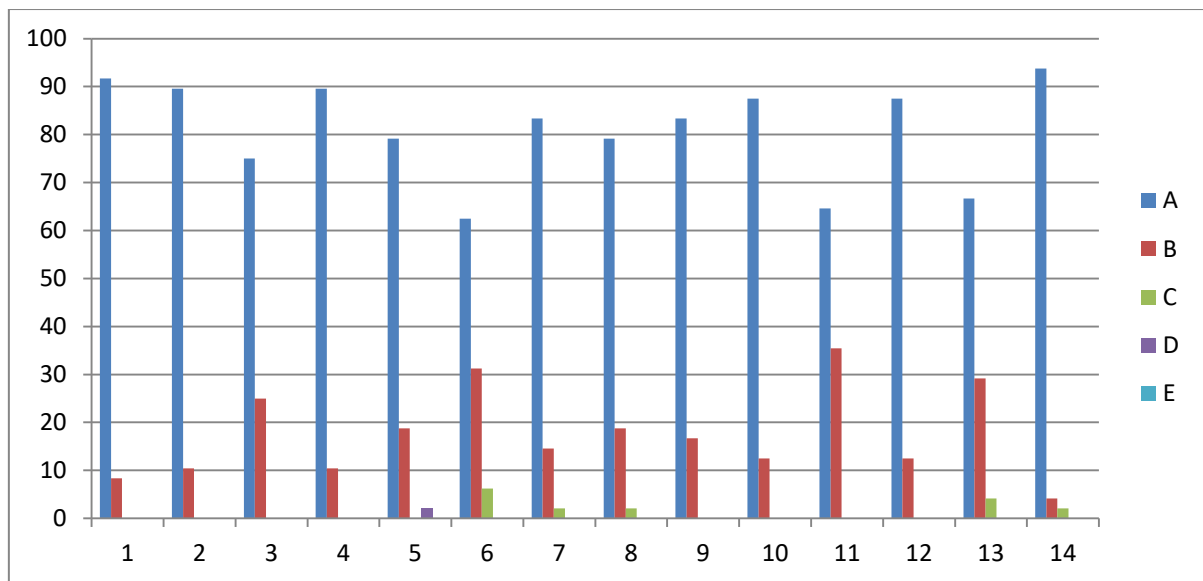
**Academic Session – 2018-19**  
**Feedback from students on Teaching Learning and Evaluation**  
**Bachelor of Commerce- I**

**Subject- ENGLISH**

**Feedback Analysis**

Learners have given their Responses on a 5 -point Likert Scale for-

Option A- Strongly agree-	4.05
Option B- Agree-	0.88
Option C- Neither agree nor disagree -	0.06
Option D- Disagree-	0.01
Option E- Strongly disagree-	0.00



On X-axis – Question number

On Y-axis- Response in %

- A- Strongly agree
- B- Agree
- C- Neither agree nor disagree
- D- Disagree
- E- Strongly disagree

For question 1 – 92% students strongly agreed and 8% agreed.

**Interpretation-** 92% students strongly agreed and 8% agreed that they understand the depth of the course.

For question 2- 90% students strongly agreed and 10% agreed.

**Interpretation-** 90% students strongly agreed and 10% agreed that extent of coverage of course taught by teacher.

For question 3- 75% students strongly agreed and 25% agreed.

**Interpretation-** 73% students strongly agreed and 27% agreed that the ability of the teacher to relate the topic with current situation.

For question 4- 90% students strongly agreed and 10% agreed.

**Interpretation-** 90% students strongly agreed and 10% agreed that the entire syllabus is completed in the stipulated time frame.

For question 5- 79% students strongly agreed, 19% agreed and 2% disagreed.

**Interpretation-** 79% students strongly agreed, 19% agreed and 2% disagreed that teachers are punctual and regular in taking practical and tutorial classes.

For question 6- 63% students strongly agreed, 31% agreed and 6% neither agreed nor disagreed.

**Interpretation-** 63% students strongly agreed, 31% agreed and 6% neither agreed nor disagreed that the ICT in the form of web sources, power point presentations are a regular feature of the classroom.

For question 7- 83% students strongly agreed, 15% agreed and 2% neither agreed nor disagreed.

**Interpretation-** 83% students strongly agreed, 15% agreed and 2% neither agreed nor disagreed that explanation of textual reading material with clarity and relevance

For question 8- 79% students strongly agreed, 19% agreed and 2% neither agreed nor disagreed.

**Interpretation-** 79% students strongly agreed, 19% agreed and 2% neither agreed nor disagreed that information regarding additional reading sources is given.

For question 9- 83% students strongly agreed and 27% agreed.

**Interpretation-** 83% students strongly agreed and 27% agreed that values are taught from the prescribed syllabus in terms of knowledge, concepts, manual skills, analytical abilities and broadening perspectives.

For question 10- 88% students strongly agreed and 12% agreed.

**Interpretation-** 88% students strongly agreed and 12% agreed that periodical assessments are conducted as per the given schedule.

For question 11- 65% students strongly agreed and 35% agreed.



**Interpretation-** 65% students strongly agreed and 35% agreed that evaluation is fair and unbiased.

For question 12- 88% students strongly agreed and 12% agreed.

**Interpretation-** 88% students strongly agreed and 12% agreed that regular and timely feedback is given for further improvement.

For question 13- 67% students strongly agreed 29% agreed and 4% neither agreed nor disagreed.

**Interpretation-** 67% students strongly agreed 29% agreed and 4% neither agreed nor disagreed that teachers are accessible even after lectures.

For question 14- 94% students strongly agreed 4% agreed and 2% neither agreed nor disagreed.

**Interpretation-** 94% students strongly agreed 4% agreed and 2% neither agreed nor disagreed that teachers are instrumental in personality development of the students.



BACKWARD CLASS YOUTH RELIEF COMMITTEE'S  
**BHIWAPUR MAHAVIDYALAYA**

BHIWAPUR DIST. NAGPUR- 441201  
ACCREDITED WITH GRADE 'B' (CGPA-2.54) BY NAAC, BENGALURU  
ISO-9001:2015

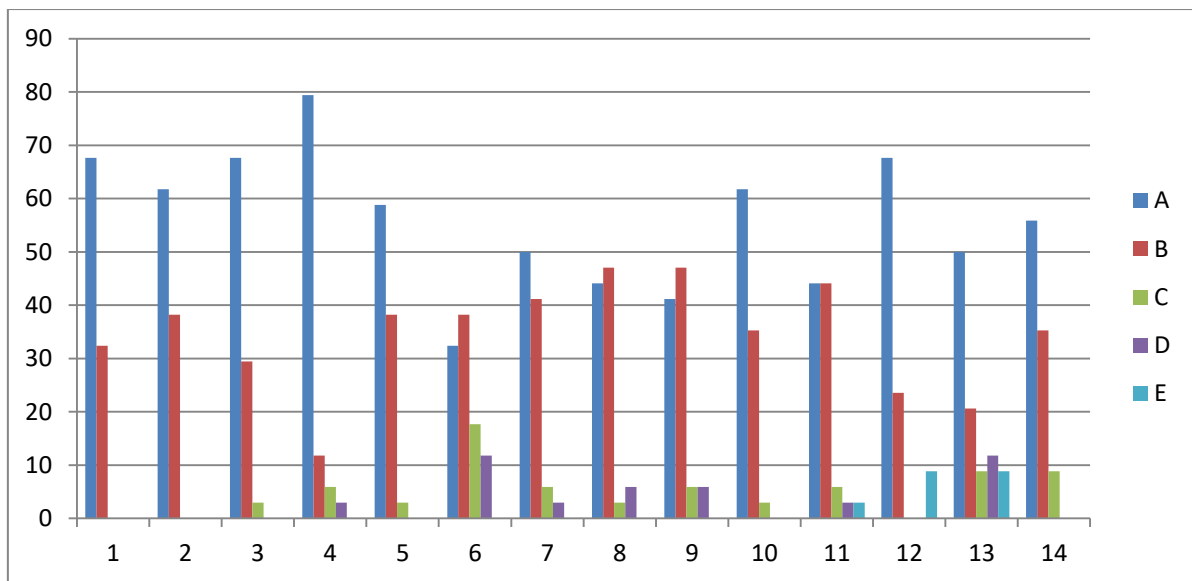
**Academic Session – 2018-19**  
**Feedback from students on Teaching Learning and Evaluation**  
**Bachelor of Commerce- II**

**Subject- FINANCIAL ACCOUNTING**

**Feedback Analysis**

Learners have given their Responses on a 5 -point Likert Scale for-

Option A- Strongly agree-	2.79
Option B- Agree-	1.72
Option C- Neither agree nor disagree -	0.25
Option D- Disagree-	0.15
Option E- Strongly disagree-	0.07



On X-axis – Question number

On Y-axis- Response in %

- A- Strongly agree
- B- Agree
- C- Neither agree nor disagree
- D- Disagree
- E- Strongly disagree

For question 1 – 68% students strongly agreed and 32% agreed.

**Interpretation-** 68% students strongly agreed and 32% agreed that they understand the depth of the course.

For question 2- 62% students strongly agreed and 38% agreed.

**Interpretation-** 62% students strongly agreed and 38% agreed that extent of coverage of course taught by teacher.

For question 3- 68% students strongly agreed, 29% agreed and 2% neither agreed nor disagreed.

**Interpretation-** 68% students strongly agreed, 29% agreed and 2% neither agreed nor disagreed that the ability of the teacher to relate the topic with current situation.

For question 4- 79% students strongly agreed, 12% agreed, 5% neither agreed nor disagreed and 3% disagreed.

**Interpretation-** 79% students strongly agreed, 12% agreed, 5% neither agreed nor disagreed and 3% disagreed that the entire syllabus is completed in the stipulated time frame.

For question 5- 59% students strongly agreed, 38% agreed and 3% neither agreed nor disagreed.

**Interpretation-** 59% students strongly agreed, 38% agreed and 3% neither agreed nor disagreed that teachers are punctual and regular in taking practical and tutorial classes.

For question 6- 32% students strongly agreed, 38% agreed, 18% neither agreed nor disagreed and 12% disagreed.

**Interpretation-** 32% students strongly agreed, 38% agreed, 18% neither agreed nor disagreed and 12% disagreed that the ICT in the form of web sources, power point presentations are a regular feature of the classroom.

For question 7- 50% students strongly agreed, 41% agreed, 6% neither agreed nor disagreed and 3% disagreed.

**Interpretation-** 50% students strongly agreed, 41% agreed, 6% neither agreed nor disagreed and 3% disagreed that explanation of textual reading material with clarity and relevance

For question 8- 44% students strongly agreed, 47% agreed, 3% neither agreed nor disagreed and 6% disagreed.

**Interpretation-** 44% students strongly agreed, 47% agreed, 3% neither agreed nor disagreed and 6% disagreed that information regarding additional reading sources is given.

For question 9- 41% students strongly agreed, 47% agreed, 6% neither agreed nor disagreed and 6% disagreed.

**Interpretation-** 41% students strongly agreed, 47% agreed, 6% neither agreed nor disagreed and 6% disagreed that values are taught from the prescribed syllabus in terms of knowledge, concepts, manual skills, analytical abilities and broadening perspectives.

For question 10- 62% students strongly agreed, 35% agreed and 2% neither agreed nor disagreed.

**Interpretation-** 62% students strongly agreed, 35% agreed and 2% neither agreed nor disagreed that periodical assessments are conducted as per the given schedule.

For question 11- 44% students strongly agreed 44% agreed, 6% neither agreed nor disagreed, 3% disagreed and 3% strongly disagreed.

**Interpretation-** 44% students strongly agreed 44% agreed, 6% neither agreed nor disagreed, 3% disagreed and 3% strongly disagreed that evaluation is fair and unbiased.

For question 12- 68% students strongly agreed, 23% agreed and 9% strongly disagreed.

**Interpretation-** 68% students strongly agreed, 23% agreed and 9% strongly disagreed that regular and timely feedback is given for further improvement.

For question 13- 50% students strongly agreed 21% agreed, 9% neither agreed nor disagreed, 12% disagreed and 9% strongly disagreed.

**Interpretation-** 50% students strongly agreed 21% agreed, 9% neither agreed nor disagreed, 12% disagreed and 9% strongly disagreed that teachers are accessible even after lectures.

For question 14- 56% students strongly agreed 35% agreed and 9% neither agreed nor disagreed.

**Interpretation-** 56% students strongly agreed 35% agreed and 9% neither agreed nor disagreed that teachers are instrumental in personality development of the students.



BACKWARD CLASS YOUTH RELIEF COMMITTEE'S  
**BHIWAPUR MAHAVIDYALAYA**

BHIWAPUR DIST. NAGPUR- 441201  
ACCREDITED WITH GRADE 'B' (CGPA-2.54) BY NAAC, BENGALURU  
ISO-9001:2015

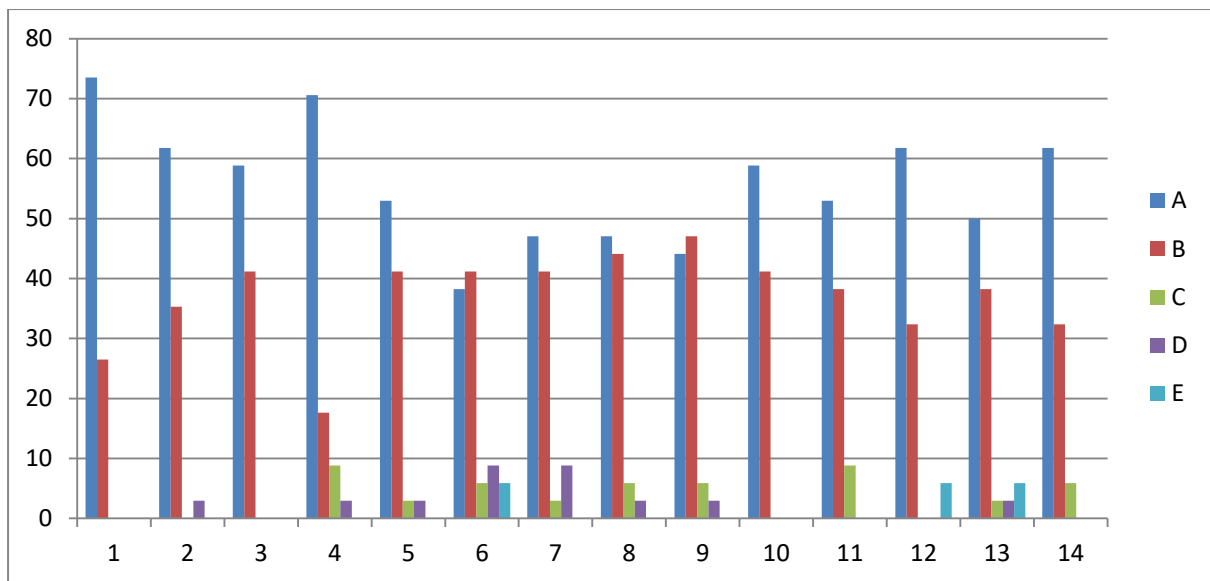
**Academic Session – 2018-19**  
**Feedback from students on Teaching Learning and Evaluation**  
**Bachelor of Commerce- II**

**Subject- ECONOMICS**

**Feedback Analysis**

Learners have given their responses on a 5 -point Likert Scale for-

Option A- Strongly agree-	2.78
Option B- Agree-	1.85
Option C- Neither agree nor disagree -	0.18
Option D- Disagree-	0.13
Option E- Strongly disagree-	0.06



On X-axis – Question number

On Y-axis- Response in %

- A- Strongly agree
- B- Agree
- C- Neither agree nor disagree
- D- Disagree
- E- Strongly disagree

For question 1 – 74% students strongly agreed and 26% agreed.

**Interpretation-** 74% students strongly agreed and 26% agreed that they understand the depth of the course.

For question 2- 62% students strongly agreed, 35% agreed and 3% disagreed.

**Interpretation-** 62% students strongly agreed, 35% agreed and 3% disagreed that extent of coverage of course taught by teacher.

For question 3- 59% students strongly agreed and 41% agreed.

**Interpretation-** 59% students strongly agreed and 41% agreed that the ability of the teacher to relate the topic with current situation.

For question 4- 70% students strongly agreed, 18% agreed, 9% neither agreed nor disagreed and 3% disagreed.

**Interpretation-** 70% students strongly agreed, 18% agreed, 9% neither agreed nor disagreed and 3% disagreed that the entire syllabus is completed in the stipulated time frame.

For question 5- 53% students strongly agreed, 41% agreed, 3% neither agreed nor disagreed and 3% disagreed.

**Interpretation-** 53% students strongly agreed, 41% agreed, 3% neither agreed nor disagreed and 3% disagreed that teachers are punctual and regular in taking practical and tutorial classes.

For question 6- 38% students strongly agreed, 41% agreed, 6% neither agreed nor disagreed, 9% disagreed and 6% disagreed.

**Interpretation-** 38% students strongly agreed, 41% agreed, 6% neither agreed nor disagreed, 9% disagreed and 6% disagreed that the ICT in the form of web sources, power point presentations are a regular feature of the classroom.

For question 7- 47% students strongly agreed, 14% agreed, 3% neither agreed nor disagreed and 3% disagreed.

**Interpretation-** 47% students strongly agreed, 14% agreed, 3% neither agreed nor disagreed and 3% disagreed that explanation of textual reading material with clarity and relevance

For question 8- 47% students strongly agreed, 44% agreed, 6% neither agreed nor disagreed and 3% disagreed.

**Interpretation-** 47% students strongly agreed, 44% agreed, 6% neither agreed nor disagreed and 3% disagreed that Information regarding additional reading sources is given.

For question 9- 44% students strongly agreed, 47% agreed, 6% neither agreed nor disagreed and 3% disagreed.

**Interpretation-** 44% students strongly agreed, 47% agreed, 6% neither agreed nor disagreed and 3% disagreed that Values are taught from the prescribed syllabus in

terms of knowledge, concepts, manual skills, analytical abilities and broadening perspectives.

For question 10- 59% students strongly agreed and 41% agreed.

**Interpretation-** 59% students strongly agreed and 41% agreed that periodical assessments are conducted as per the given schedule.

For question 11- 53% students strongly agreed 38% agreed and 9% neither agreed nor disagreed.

**Interpretation-** 53% students strongly agreed 38% agreed and 9% neither agreed nor disagreed that evaluation is fair and unbiased.

For question 12- 62% students strongly agreed, 32% agreed and 2% strongly disagreed.

**Interpretation-** 62% students strongly agreed, 32% agreed and 2% strongly disagreed that regular and timely feedback is given for further improvement.

For question 13- 50% students strongly agreed 38% agreed, 3% neither agreed nor disagreed 3% disagreed and 6% strongly disagreed.

**Interpretation-** 50% students strongly agreed 38% agreed, 3% neither agreed nor disagreed 3% disagreed and 6% strongly disagreed that teachers are accessible even after lectures.

For question 14- 62% students strongly agreed 32% agreed and 6% neither agreed nor disagreed.

**Interpretation-** 62% students strongly agreed 32% agreed and 6% neither agreed nor disagreed that teachers are instrumental in personality development of the students.



BACKWARD CLASS YOUTH RELIEF COMMITTEE'S  
**BHIWAPUR MAHAVIDYALAYA**

BHIWAPUR DIST. NAGPUR- 441201  
ACCREDITED WITH GRADE 'B' (CGPA-2.54) BY NAAC, BENGALURU  
ISO-9001:2015

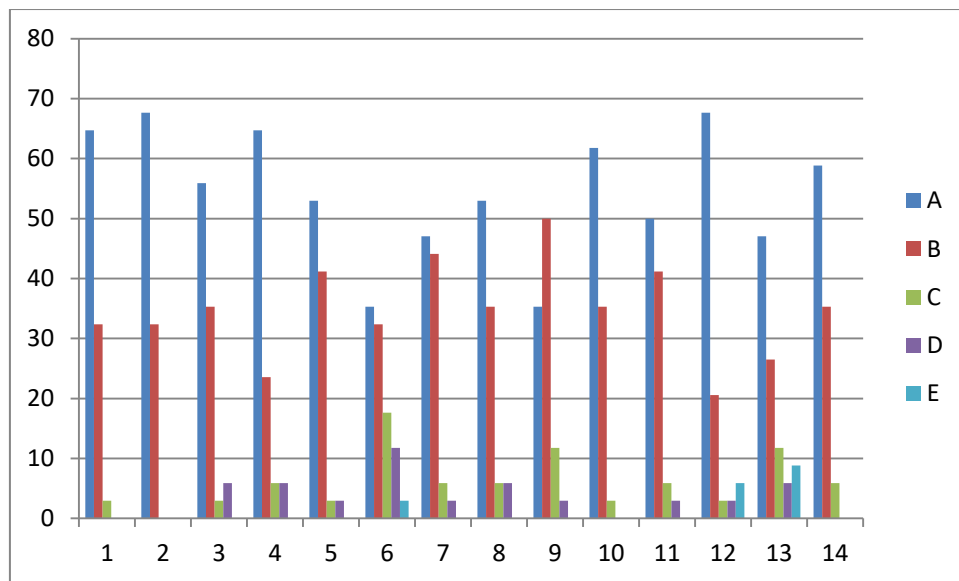
**Academic Session – 2018-19**  
**Feedback from students on Teaching Learning and Evaluation**  
**Bachelor of Commerce- II**

**Subject- BUSINESS LAW**

**Feedback Analysis**

Learners have given their responses on a 5 -point Likert Scale for-

Option A- Strongly agree-	2.72
Option B- Agree-	1.73
Option C- Neither agree nor disagree -	0.30
Option D- Disagree-	0.18
Option E- Strongly disagree-	0.06



On X-axis – Question number

On Y-axis- Response in %

- A- Strongly agree
- B- Agree
- C- Neither agree nor disagree
- D- Disagree
- E- Strongly disagree



For question 1 – 65% students strongly agreed, 32% agreed and 3% disagreed.

**Interpretation-** 65% students strongly agreed, 32% agreed and 3% disagreed that they understand the depth of the course.

For question 2- 68% students strongly agreed and 32% agreed.

**Interpretation-** 68% students strongly agreed and 32% agreed that extent of coverage of course taught by teacher.

For question 3- 56% students strongly agreed 35% agreed, 3% neither agreed nor disagreed and 6% disagreed.

**Interpretation-** 56% students strongly agreed 35% agreed, 3% neither agreed nor disagreed and 6% disagreed that the ability of the teacher to relate the topic with current situation.

For question 4- 65% students strongly agreed 23% agreed, 6% neither agreed nor disagreed and 6% disagreed.

**Interpretation-** 65% students strongly agreed 23% agreed, 6% neither agreed nor disagreed and 6% disagreed that the entire syllabus is completed in the stipulated time frame.

For question 5- 53% students strongly agreed, 41% agreed, 3% neither agreed nor disagreed and 3% disagreed.

**Interpretation-** 53% students strongly agreed, 41% agreed, 3% neither agreed nor disagreed and 3% disagreed that teachers are punctual and regular in taking practical and tutorial classes.

For question 6- 35% students strongly agreed, 32% agreed, 18% neither agreed nor disagreed 12% disagreed and 2% strongly disagreed.

**Interpretation-** 35% students strongly agreed, 32% agreed, 18% neither agreed nor disagreed 12% disagreed and 2% strongly disagreed that the ICT in the form of web sources, power point presentations are a regular feature of the classroom.

For question 7- 47% students strongly agreed, 44% agreed, 6% neither agreed nor disagreed and 3% disagreed.

**Interpretation-** 47% students strongly agreed, 44% agreed, 6% neither agreed nor disagreed and 3% disagreed that explanation of textual reading material with clarity and relevance

For question 8- 53% students strongly agreed, 35% agreed, 6% neither agreed nor disagreed and 6% disagreed.

**Interpretation-** 53% students strongly agreed, 35% agreed, 6% neither agreed nor disagreed and 6% disagreed that Information regarding additional reading sources is given.

For question 9- 35% students strongly agreed, 50% agreed, 12% neither agreed nor disagreed and 3% disagreed.

**Interpretation-** 35% students strongly agreed, 50% agreed, 12% neither agreed nor disagreed and 3% disagreed that values are taught from the prescribed syllabus in terms of knowledge, concepts, manual skills, analytical abilities and broadening perspectives.

For question 10- 62% students strongly agreed, 35% agreed and 3% neither agreed nor disagreed.

**Interpretation-** 62% students strongly agreed, 35% agreed and 3% neither agreed nor disagreed that periodical assessments are conducted as per the given schedule.

For question 11- 50% students strongly agreed 41% agreed, 6% neither agreed nor disagreed and 3% disagreed.

**Interpretation-** 50% students strongly agreed 41% agreed, 6% neither agreed nor disagreed and 3% disagreed that evaluation is fair and unbiased.

For question 12- 68% students strongly agreed, 21% agreed, 3% neither agreed nor disagreed, 3% disagreed and 6% strongly disagreed.

**Interpretation-** 68% students strongly agreed, 21% agreed, 3% neither agreed nor disagreed, 3% disagreed and 6% strongly disagreed that regular and timely feedback is given for further improvement.

For question 13- 47% students strongly agreed 26% agreed, 12% neither agreed nor disagreed, 6% disagreed and 9% strongly disagreed.

**Interpretation-** 47% students strongly agreed 26% agreed, 12% neither agreed nor disagreed, 6% disagreed and 9% strongly disagreed that teachers are accessible even after lectures.

For question 14- 59% students strongly agreed 35% agreed and 6% neither agreed nor disagreed.

**Interpretation-** 59% students strongly agreed 35% agreed and 6% neither agreed nor disagreed that teachers are instrumental in personality development of the students.



BACKWARD CLASS YOUTH RELIEF COMMITTEE'S  
**BHIWAPUR MAHAVIDYALAYA**

BHIWAPUR DIST. NAGPUR- 441201  
ACCREDITED WITH GRADE 'B' (CGPA-2.54) BY NAAC, BENGALURU  
ISO-9001:2015

**Academic Session – 2018-19**

**Feedback from students on Teaching Learning and Evaluation**

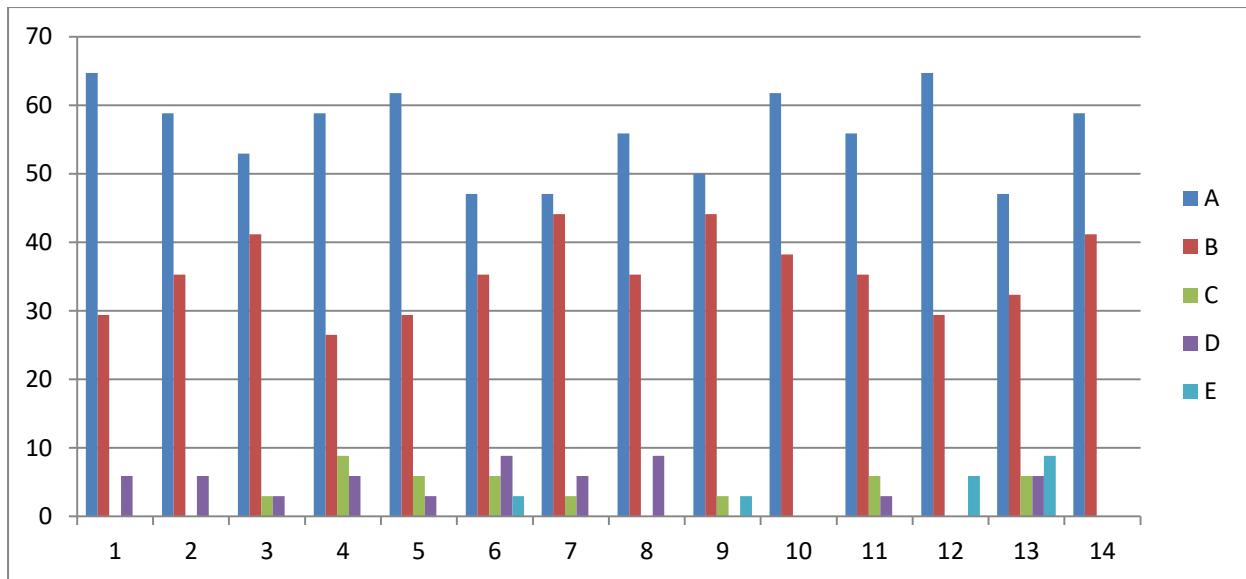
**Bachelor of Commerce- II**

**Subject- BUSINESS COMMUNICATION MANAGEMENT**

**Feedback Analysis**

Learners have given their responses on a 5 -point Likert Scale for-

Option A- Strongly agree-	2.80
Option B- Agree-	1.77
Option C- Neither agree nor disagree -	0.15
Option D- Disagree-	0.20
Option E- Strongly disagree-	0.07



On X-axis – Question number

On Y-axis- Response in %

- A- Strongly agree
- B- Agree
- C- Neither agree nor disagree
- D- Disagree
- E- Strongly disagree

For question 1 – 65% students strongly agreed, 29% agreed and 6% disagreed.

**Interpretation-** 65% students strongly agreed, 29% agreed and 6% disagreed that they understand the depth of the course.

For question 2- 59% students strongly agreed, 35% agreed and 6% disagreed.

**Interpretation-** 59% students strongly agreed, 35% agreed and 6% disagreed that extent of coverage of course taught by teacher.

For question 3- 53% students strongly agreed, 41% agreed, 3% neither agreed nor disagreed and 3% disagreed.

**Interpretation-** 53% students strongly agreed, 41% agreed, 3% neither agreed nor disagreed and 3% disagreed that the ability of the teacher to relate the topic with current situation.

For question 4- 59% students strongly agreed, 26% agreed, 9% neither agreed nor disagreed and 6% disagreed.

**Interpretation-** 59% students strongly agreed, 26% agreed, 9% neither agreed nor disagreed and 6% disagreed that the entire syllabus is completed in the stipulated time frame.

For question 5- 62% students strongly agreed, 29% agreed, 6% neither agreed nor disagreed and 3% disagreed.

**Interpretation-** 62% students strongly agreed, 29% agreed, 6% neither agreed nor disagreed and 3% disagreed that teachers are punctual and regular in taking practical and tutorial classes.

For question 6- 47% students strongly agreed, 35% agreed, 6% neither agreed nor disagreed, 9% disagreed and 2% strongly disagreed.

**Interpretation-** 47% students strongly agreed, 35% agreed, 6% neither agreed nor disagreed, 9% disagreed and 2% strongly disagreed that the ICT in the form of web sources, power point presentations are a regular feature of the classroom.

For question 7- 47% students strongly agreed, 44% agreed, 3% neither agreed nor disagreed and 6% disagreed.

**Interpretation-** 47% students strongly agreed, 44% agreed, 3% neither agreed nor disagreed and 6% disagreed that explanation of textual reading material with clarity and relevance

For question 8- 56% students strongly agreed, 35% agreed and 9% disagreed.

**Interpretation-** 56% students strongly agreed, 35% agreed and 9% disagreed that information regarding additional reading sources is given.

For question 9- 50% students strongly agreed, 44% agreed, 3% neither agreed nor disagreed and 2% strongly disagreed.

**Interpretation-** 50% students strongly agreed, 44% agreed, 3% neither agreed nor disagreed and 2% strongly disagreed that values are taught from the prescribed

syllabus in terms of knowledge, concepts, manual skills, analytical abilities and broadening perspectives.

For question 10- 62% students strongly agreed and 38% agreed.

**Interpretation-** 62% students strongly agreed and 38% agreed that periodical assessments are conducted as per the given schedule.

For question 11- 56% students strongly agreed 35% agreed, 6% neither agreed nor disagreed and 3% disagreed.

**Interpretation-** 56% students strongly agreed 35% agreed, 6% neither agreed nor disagreed and 3% disagreed that evaluation is fair and unbiased.

For question 12- 65% students strongly agreed, 29% agreed and 6% strongly disagreed.

**Interpretation-** 65% students strongly agreed, 29% agreed and 6% strongly disagreed that regular and timely feedback is given for further improvement.

For question 13- 47% students strongly agreed 32% agreed, 6% neither agreed nor disagreed, 6% disagreed and 9% strongly disagreed.

**Interpretation-** 47% students strongly agreed 32% agreed, 6% neither agreed nor disagreed, 6% disagreed and 9% strongly disagreed that teachers are accessible even after lectures.

For question 14- 59% students strongly agreed and 41% agreed.

**Interpretation-** 59% students strongly agreed and 41% agreed that teachers are instrumental in personality development of the students.



BACKWARD CLASS YOUTH RELIEF COMMITTEE'S  
**BHIWAPUR MAHAVIDYALAYA**

BHIWAPUR DIST. NAGPUR- 441201  
ACCREDITED WITH GRADE 'B' (CGPA-2.54) BY NAAC, BENGALURU  
ISO-9001:2015

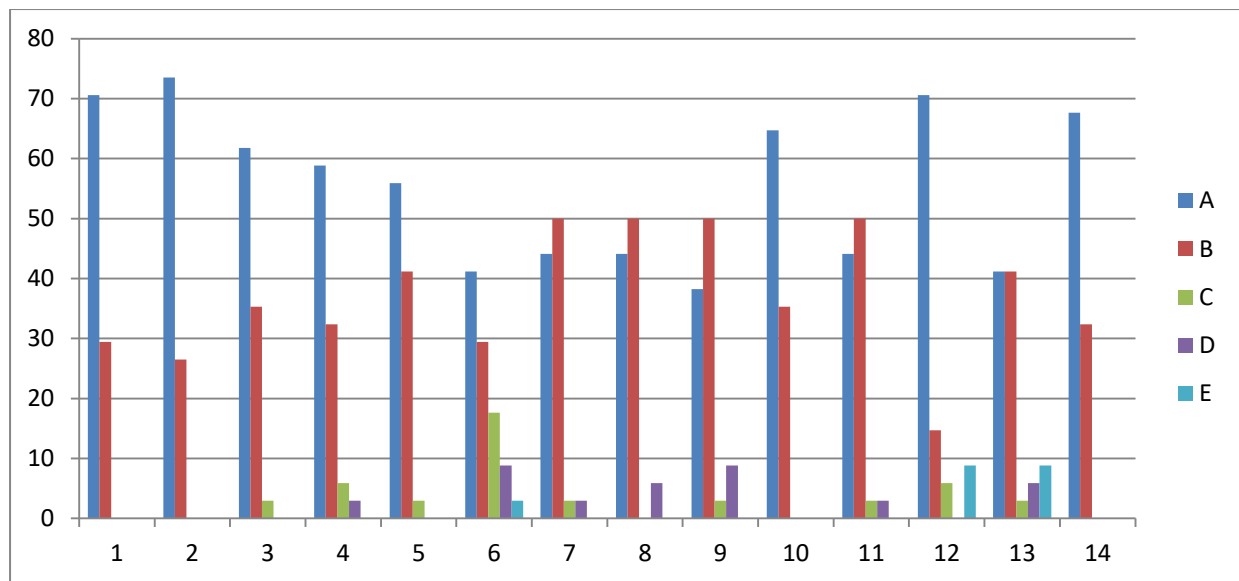
**Academic Session – 2018-19**  
**Feedback from students on Teaching Learning and Evaluation**  
**Bachelor of Commerce- II**

**Subject- ENGLISH**

**Feedback Analysis**

Learners have given their responses on a 5 -point Likert Scale for-

Option A- Strongly agree-	2.77
Option B- Agree-	1.85
Option C- Neither agree nor disagree -	0.17
Option D- Disagree-	0.14
Option E- Strongly disagree-	0.07



On X-axis – Question number

On Y-axis- Response in %

- A- Strongly agree
- B- Agree
- C- Neither agree nor disagree
- D- Disagree
- E- Strongly disagree

For question 1 – 71% students strongly agreed and 29% agreed.

**Interpretation-** 71% students strongly agreed and 29% agreed that they understand the depth of the course.

For question 2- 74% students strongly agreed and 26% agreed.

**Interpretation-** 74% students strongly agreed and 26% agreed that extent of coverage of course taught by teacher.

For question 3- 62% students strongly agreed, 35% agreed and 3% neither agreed nor disagreed.

**Interpretation-** 62% students strongly agreed, 35% agreed and 3% neither agreed nor disagreed that the ability of the teacher to relate the topic with current situation.

For question 4- 59% students strongly agreed, 32% agreed, 6% neither agreed nor disagreed and 3% disagreed.

**Interpretation-** 59% students strongly agreed, 32% agreed, 6% neither agreed nor disagreed and 3% disagreed that the entire syllabus is completed in the stipulated time frame.

For question 5- 56% students strongly agreed, 41% agreed and 3% neither agreed nor disagreed.

**Interpretation-** 56% students strongly agreed, 41% agreed and 3% neither agreed nor disagreed that teachers are punctual and regular in taking practical and tutorial classes.

For question 6- 41% students strongly agreed, 29% agreed, 18% neither agreed nor disagreed, 9% disagreed and 3% strongly disagreed.

**Interpretation-** 41% students strongly agreed, 29% agreed, 18% neither agreed nor disagreed, 9% disagreed and 3% strongly disagreed that the ICT in the form of web sources, power point presentations are a regular feature of the classroom.

For question 7- 44% students strongly agreed, 50% agreed, 3% neither agreed nor disagreed and 3% disagreed.

**Interpretation-** 44% students strongly agreed, 50% agreed, 3% neither agreed nor disagreed and 3% disagreed that explanation of textual reading material with clarity and relevance

For question 8- 44% students strongly agreed, 50% agreed and 6% disagreed.

**Interpretation-** 44% students strongly agreed, 50% agreed and 6% disagreed that information regarding additional reading sources is given.

For question 9- 38% students strongly agreed, 50% agreed, 3% neither agreed nor disagreed and 9% disagreed.

**Interpretation-** 38% students strongly agreed, 50% agreed, 3% neither agreed nor disagreed and 9% disagreed that values are taught from the prescribed syllabus in

terms of knowledge, concepts, manual skills, analytical abilities and broadening perspectives.

For question 10- 65% students strongly agreed and 35% agreed.

**Interpretation-** 65% students strongly agreed and 35% agreed that periodical assessments are conducted as per the given schedule.

For question 11- 44% students strongly agreed 50% agreed, 3% neither agreed nor disagreed and 3% disagreed.

**Interpretation-** 44% students strongly agreed 50% agreed, 3% neither agreed nor disagreed and 3% disagreed that evaluation is fair and unbiased.

For question 12- 71% students strongly agreed, 15% agreed, 6% neither agreed nor disagreed and 3% strongly disagreed.

**Interpretation-** 71% students strongly agreed, 15% agreed, 6% neither agreed nor disagreed and 3% strongly disagreed that regular and timely feedback is given for further improvement.

For question 13- 41% students strongly agreed 41% agreed, 3% neither agreed nor disagreed, 6% disagreed and 9% strongly disagreed.

**Interpretation-** 41% students strongly agreed 41% agreed, 3% neither agreed nor disagreed, 6% disagreed and 9% strongly disagreed that teachers are accessible even after lectures.

For question 14- 68% students strongly agreed and 32% agreed.

**Interpretation-** 68% students strongly agreed and 32% agreed that teachers are instrumental in personality development of the students.





BACKWARD CLASS YOUTH RELIEF COMMITTEE'S  
**BHIWAPUR MAHAVIDYALAYA**

BHIWAPUR DIST. NAGPUR- 441201  
ACCREDITED WITH GRADE 'B' (CGPA-2.54) BY NAAC, BENGALURU  
ISO-9001:2015

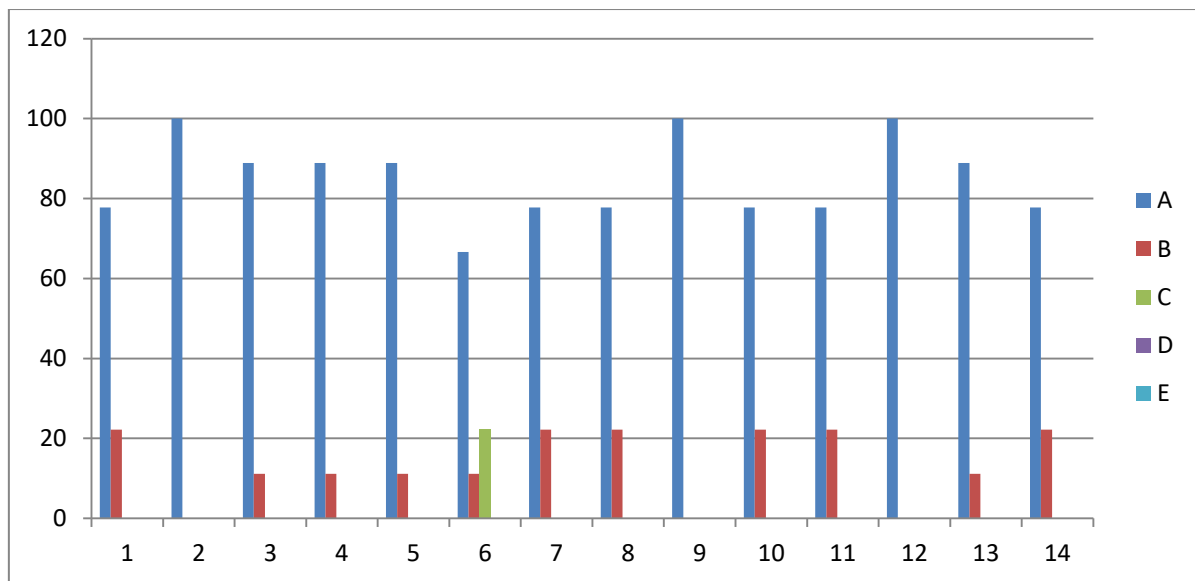
**Academic Session – 2018-19**  
**Feedback from students on Teaching Learning and Evaluation**  
**Bachelor of Vocation- I**

**Subject- SOFT SKILL DEVELOPMENT**

**Feedback Analysis**

Learners have given their Responses on a 5 -point Likert Scale for-

Option A- Strongly agree-	4.25
Option B- Agree-	0.67
Option C- Neither agree nor disagree -	0.08
Option D- Disagree-	0.00
Option E- Strongly disagree-	0.00



On X-axis – Question number

On Y-axis- Response in %

- A- Strongly agree
- B- Agree
- C- Neither agree nor disagree
- D- Disagree
- E- Strongly disagree

For question 1 – 78% students strongly agreed and 22% agreed.

**Interpretation-** 78% students strongly agreed and 22% agreed that they understand the depth of the course.

For question 2- 100% students strongly agreed.

**Interpretation-** All students strongly agreed that extent of coverage of course taught by teacher.

For question 3- 89% students strongly agreed and 11% agreed.

**Interpretation-** 89% students strongly agreed and 11% agreed that the ability of the teacher to relate the topic with current situation.

For question 4- 89% students strongly agreed and 11% agreed.

**Interpretation-** 89% students strongly agreed and 11% agreed that the entire syllabus is completed in the stipulated time frame.

For question 5- 89% students strongly agreed and 11% agreed.

**Interpretation-** 89% students strongly agreed and 11% agreed that teachers are punctual and regular in taking practical and tutorial classes.

For question 6- 67% students strongly agreed, 11% agreed and 22% neither agreed nor disagreed.

**Interpretation-** 67% students strongly agreed, 11% agreed and 22% neither agreed nor disagreed that the ICT in the form of web sources, power point presentations are a regular feature of the classroom.

For question 7- 78% students strongly agreed and 22% agreed.

**Interpretation-** 78% students strongly agreed and 22% agreed that explanation of textual reading material with clarity and relevance

For question 8- 78% students strongly agreed and 22% agreed.

**Interpretation-** 78% students strongly agreed and 22% agreed that information regarding additional reading sources is given.

For question 9- 100% students strongly agreed.

**Interpretation-** 100% students strongly agreed that values are taught from the prescribed syllabus in terms of knowledge, concepts, manual skills, analytical abilities and broadening perspectives.

For question 10- 78% students strongly agreed and 22% agreed.

**Interpretation-** 78% students strongly agreed and 22% agreed that periodical assessments are conducted as per the given schedule.

For question 11- 78% students strongly agreed and 22% agreed.

**Interpretation-** 78% students strongly agreed and 22% agreed that evaluation is fair and unbiased.

For question 12- 100% students strongly agreed.

**Interpretation-** All students strongly agreed that regular and timely feedback is given for further improvement.

For question 13- 89% students strongly agreed and 11% agreed.

**Interpretation-** 89% students strongly agreed and 11% agreed that teachers are accessible even after lectures.

For question 14- 78% students strongly agreed and 22% agreed.

**Interpretation-** 78% students strongly agreed and 22% agreed that teachers are instrumental in personality development of the students.



BACKWARD CLASS YOUTH RELIEF COMMITTEE'S  
**BHIWAPUR MAHAVIDYALAYA**

BHIWAPUR DIST. NAGPUR- 441201  
ACCREDITED WITH GRADE 'B' (CGPA-2.54) BY NAAC, BENGALURU  
ISO-9001:2015

**Academic Session – 2018-19**

**Feedback from students on Teaching Learning and Evaluation**

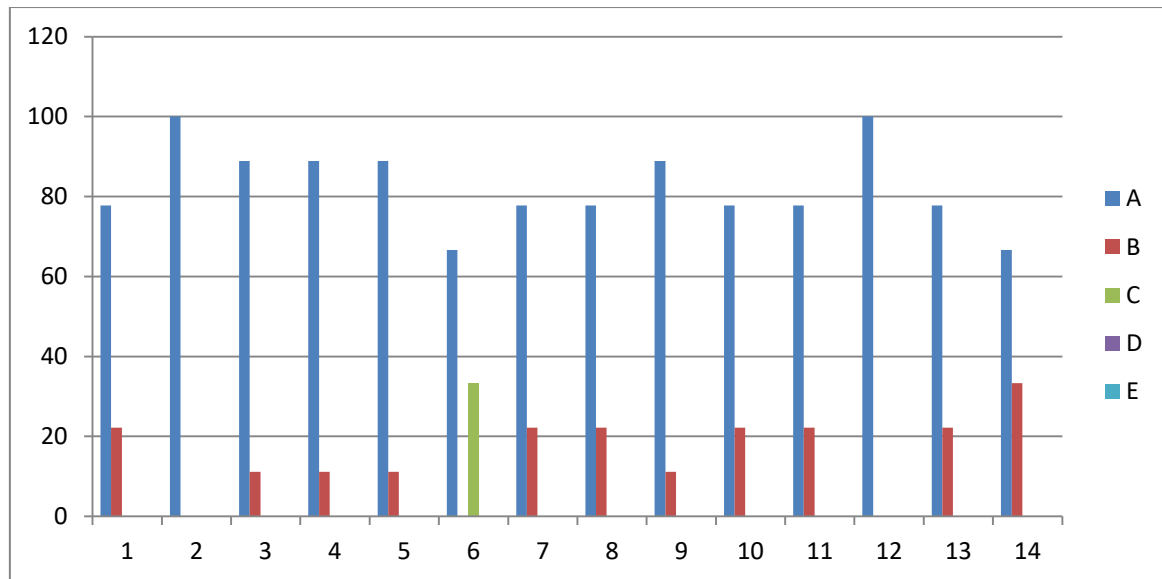
**Bachelor of Vocation- I**

**Subject- APTITUDE DEVELOPMENT**

**Feedback Analysis**

Learners have given their Responses on a 5 -point Likert Scale for-

Option A- Strongly agree-	4.13
Option B- Agree-	0.75
Option C- Neither agree nor disagree -	0.11
Option D- Disagree-	0.05
Option E- Strongly disagree-	0.00



On X-axis – Question number

On Y-axis- Response in %

- A- Strongly agree
- B- Agree
- C- Neither agree nor disagree
- D- Disagree
- E- Strongly disagree

For question 1 – 78% students strongly agreed and 22% agreed.

**Interpretation-** 78% students strongly agreed and 22% agreed that they understand the depth of the course.

For question 2- 100% students strongly agreed.

**Interpretation-** All students strongly agreed that extent of coverage of course taught by teacher.

For question 3- 89% students strongly agreed and 11% agreed.

**Interpretation-** 89% students strongly agreed and 11% agreed that the ability of the teacher to relate the topic with current situation.

For question 4- 89% students strongly agreed and 11% agreed.

**Interpretation-** 89% students strongly agreed and 11% agreed that the entire syllabus is completed in the stipulated time frame.

For question 5- 89% students strongly agreed and 11% agreed.

**Interpretation-** 89% students strongly agreed and 11% agreed that teachers are punctual and regular in taking practical and tutorial classes.

For question 6- 67% students strongly agreed and 33% neither agreed nor disagreed.

**Interpretation-** 67% students strongly agreed and 33% neither agreed nor disagreed that the ICT in the form of web sources, power point presentations are a regular feature of the classroom.

For question 7- 78% students strongly agreed and 22% agreed.

**Interpretation-** 78% students strongly agreed and 22% agreed that explanation of textual reading material with clarity and relevance

For question 8- 78% students strongly agreed and 22% agreed.

**Interpretation-** 78% students strongly agreed and 22% agreed that information regarding additional reading sources is given.

For question 9- 89% students strongly agreed and 11% agreed.

**Interpretation-** 89% students strongly agreed and 11% agreed that values are taught from the prescribed syllabus in terms of knowledge, concepts, manual skills, analytical abilities and broadening perspectives.

For question 10- 78% students strongly agreed and 22% agreed.

**Interpretation-** 78% students strongly agreed and 22% agreed that periodical assessments are conducted as per the given schedule.

For question 11- 78% students strongly agreed and 22% agreed.

**Interpretation-** 78% students strongly agreed and 22% agreed that evaluation is fair and unbiased.

For question 12- 100% students strongly agreed.

**Interpretation-** 100% students strongly agreed that regular and timely feedback is given for further improvement.

For question 13- 78% students strongly agreed and 22% agreed.

**Interpretation-** 78% students strongly agreed and 22% agreed that teachers are accessible even after lectures.

For question 14- 67% students strongly agreed and 33% agreed.

**Interpretation-** 67% students strongly agreed and 33% agreed that teachers are instrumental in personality development of the students.



BACKWARD CLASS YOUTH RELIEF COMMITTEE'S  
**BHIWAPUR MAHAVIDYALAYA**

BHIWAPUR DIST. NAGPUR- 441201  
ACCREDITED WITH GRADE 'B' (CGPA-2.54) BY NAAC, BENGALURU  
ISO-9001:2015

**Academic Session – 2018-19**

**Feedback from students on Teaching Learning and Evaluation**

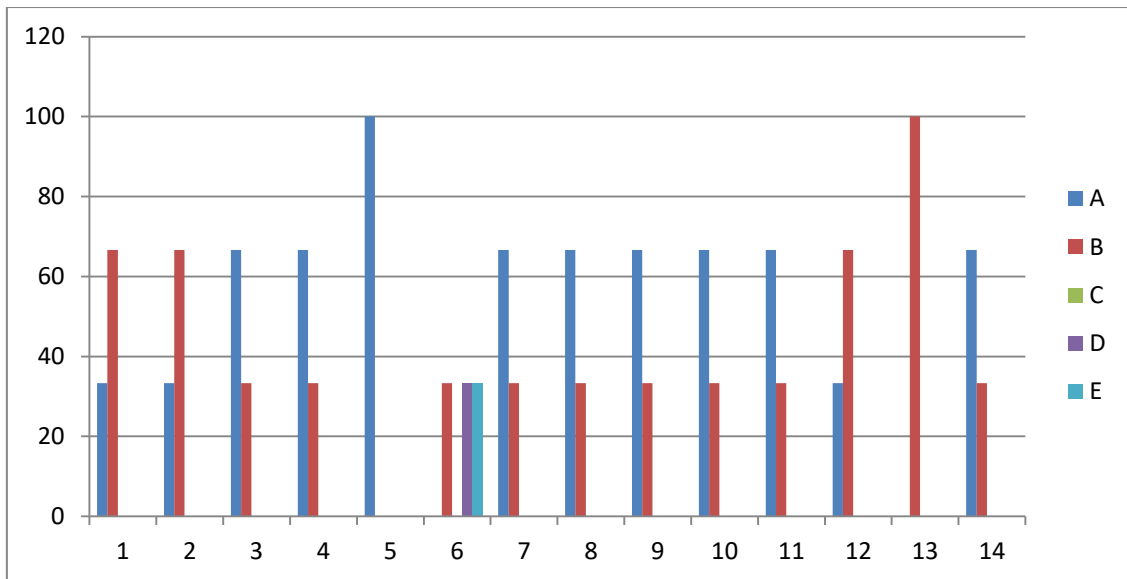
**Bachelor of Vocation- I**

**Subject- ENGLISH COMMUNICATION SKILL**

**Feedback Analysis**

Learners have given their responses on a 5 -point Likert Scale for-

Option A- Strongly agree-	2.62
Option B- Agree-	2.14
Option C- Neither agree nor disagree -	0.00
Option D- Disagree-	0.12
Option E- Strongly disagree-	0.12



On X-axis – Question number

On Y-axis- Response in %

- A- Strongly agree
- B- Agree
- C- Neither agree nor disagree
- D- Disagree
- E- Strongly disagree

For question 1 – 33% students strongly agreed and 67% agreed.

**Interpretation-** 33% students strongly agreed and 67% agreed that they understand the depth of the course.

For question 2- 33% students strongly agreed and 67% agreed.

**Interpretation-** 33% students strongly agreed and 67% agreed that extent of coverage of course taught by teacher.

For question 3- 67% students strongly agreed and 33% agreed.

**Interpretation-** 67% students strongly agreed and 33% agreed that the ability of the teacher to relate the topic with current situation.

For question 4- 67% students strongly agreed and 33% agreed.

**Interpretation-** 67% students strongly agreed and 33% agreed that the entire syllabus is completed in the stipulated time frame.

For question 5- 100% students strongly agreed.

**Interpretation-** 100% students strongly agreed that teachers are punctual and regular in taking practical and tutorial classes.

For question 6- 34% students strongly agreed, 33% agreed and 33% strongly disagreed.

**Interpretation-** 34% students strongly agreed, 33% agreed and 33% strongly disagreed that the ICT in the form of web sources, power point presentations are a regular feature of the classroom.

For question 7- 67% students strongly agreed and 33% agreed.

**Interpretation-** 67% students strongly agreed and 33% agreed that explanation of textual reading material with clarity and relevance

For question 8- 33% students strongly agreed and 67% agreed.

**Interpretation-** 33% students strongly agreed and 67% agreed that information regarding additional reading sources is given.

For question 9- 67% students strongly agreed and 33% agreed.

**Interpretation-** 67% students strongly agreed and 33% agreed that values are taught from the prescribed syllabus in terms of knowledge, concepts, manual skills, analytical abilities and broadening perspectives.

For question 10- 67% students strongly agreed and 33% agreed.

**Interpretation-** 67% students strongly agreed and 33% agreed that periodical assessments are conducted as per the given schedule.

For question 11- 67% students strongly agreed and 33% agreed.

**Interpretation-** 67% students strongly agreed and 33% agreed that evaluation is fair and unbiased.



For question 12- 33% students strongly agreed and 67% agreed.

**Interpretation-** 33% students strongly agreed and 67% agreed that regular and timely feedback is given for further improvement.

For question 13- 33% students strongly agreed and 67% agreed.

**Interpretation-** 33% students strongly agreed and 67% agreed that teachers are accessible even after lectures.

For question 14- 33% students strongly agreed and 67% agreed.

**Interpretation-** 33% students strongly agreed and 67% agreed that teachers are instrumental in personality development of the students.



BACKWARD CLASS YOUTH RELIEF COMMITTEE'S  
**BHIWAPUR MAHAVIDYALAYA**

BHIWAPUR DIST. NAGPUR- 441201  
ACCREDITED WITH GRADE 'B' (CGPA-2.54) BY NAAC, BENGALURU  
ISO-9001:2015

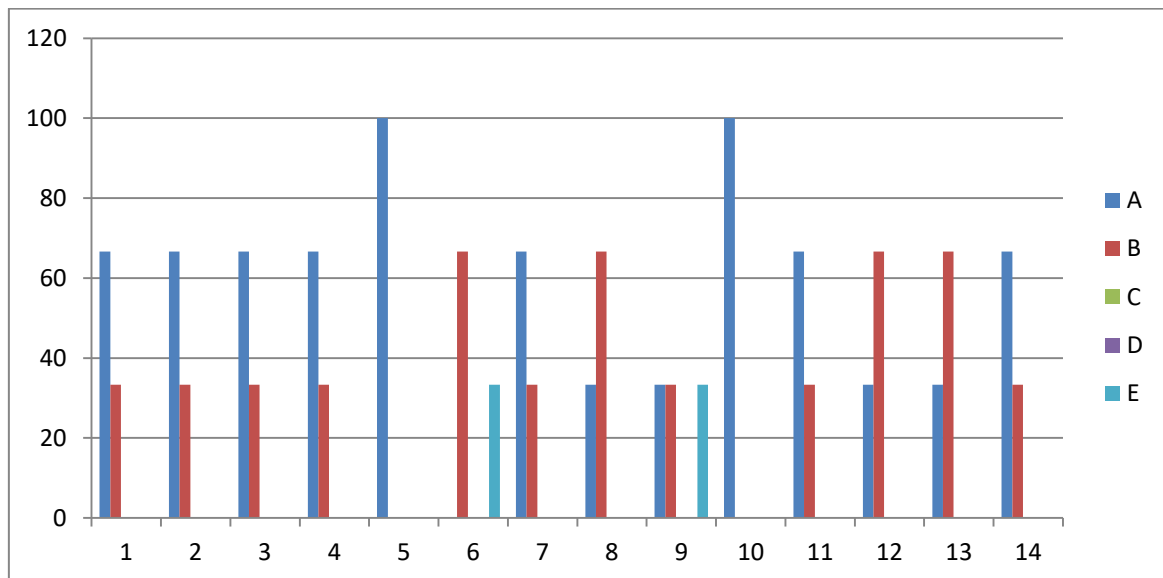
**Academic Session – 2018-19**  
**Feedback from students on Teaching Learning and Evaluation**  
**Bachelor of Vocation- I**

**Subject- APTITUDE DEVELOPMENT**

**Feedback Analysis**

Learners have given their Responses on a 5 -point Likert Scale for-

Option A- Strongly agree-	2.86
Option B- Agree-	1.90
Option C- Neither agree nor disagree -	0.00
Option D- Disagree-	0.00
Option E- Strongly disagree-	0.02



On X-axis – Question number

On Y-axis- Response in %

- A- Strongly agree
- B- Agree
- C- Neither agree nor disagree
- D- Disagree
- E- Strongly disagree

For question 1 – 67% students strongly agreed and 33% agreed.

**Interpretation-** 67% students strongly agreed and 33% agreed that they understand the depth of the course.

For question 2- 67% students strongly agreed and 33% agreed.

**Interpretation-** 67% students strongly agreed and 33% agreed that extent of coverage of course taught by teacher.

For question 3- 67% students strongly agreed and 33% agreed.

**Interpretation-** 67% students strongly agreed and 33% agreed that the ability of the teacher to relate the topic with current situation.

For question 4- 67% students strongly agreed and 33% agreed.

**Interpretation-** 67% students strongly agreed and 33% agreed that the entire syllabus is completed in the stipulated time frame.

For question 5- 100% students strongly agreed.

**Interpretation-** 100% students strongly agreed that teachers are punctual and regular in taking practical and tutorial classes.

For question 6- 67% students agreed and 33% strongly disagreed.

**Interpretation-** 67% students agreed and 33% strongly disagreed that the ICT in the form of web sources, power point presentations are a regular feature of the classroom.

For question 7- 67% students strongly agreed and 33% agreed.

**Interpretation-** 67% students strongly agreed and 33% agreed that explanation of textual reading material with clarity and relevance

For question 8- 33% students strongly agreed and 67% agreed.

**Interpretation-** 33% students strongly agreed and 67% agreed that information regarding additional reading sources is given.

For question 9- 34% students strongly agreed, 33% agreed and 33% strongly disagreed.

**Interpretation-** 34% students strongly agreed, 33% agreed and 33% strongly disagreed that values are taught from the prescribed syllabus in terms of knowledge, concepts, manual skills, analytical abilities and broadening perspectives.

For question 10- 100% students strongly agreed.

**Interpretation-** 100% students strongly agreed that periodical assessments are conducted as per the given schedule.

For question 11- 67% students strongly agreed and 33% agreed.

**Interpretation-** 48% students strongly agreed 37% agreed, 8% neither agreed nor disagreed and 7% strongly disagreed that evaluation is fair and unbiased.

For question 12- 33% students strongly agreed and 67% agreed.

**Interpretation-** 33% students strongly agreed and 67% agreed that regular and timely feedback is given for further improvement.

For question 13- 33% students strongly agreed and 67% agreed.

**Interpretation-** 33% students strongly agreed and 67% agreed that teachers are accessible even after lectures.

For question 14- 67% students strongly agreed and 33% agreed.

**Interpretation-** 67% students strongly agreed and 33% agreed that teachers are instrumental in personality development of the students.

Compiled and submitted by –

Dr. Motiraj Chavhan

## Appendix-I

### Specimen Feedback Form



BHIWAPUR MAHAVIDYALAYA, BHIWAPUR  
(‘B’ Grade with 2.54 CGPA by NAAC Bengaluru)

Feedback of students for Teachers  
Based on Self-Regulated Responsibilities

Under

*Internal Quality Assurance Mechanism aims at Continuous Improvement for  
Academic Excellence and Result*

Session: 2018 - 2019

Name of the Teacher: \_\_\_\_\_

Name of the student: \_\_\_\_\_

Semester: \_\_\_\_\_ Department: \_\_\_\_\_

*Kindly rate the performance on the following attributes on five point scale*

A (5.0)	B (4.0)	C (3.0)	D (2.0)	E (1.0)
Strongly Agree पूर्णपणे सहमत	Agree सहमत	Neither Agree – Nor Disagree ना सहमत – ना सहमत	Disagree असहमत	Strongly Disagree पूर्णपणे असहमत

S. No.	Attributes	Marks				
		A	B	C	D	E
1	Understanding the depth of the course content including project work if any विषयाबाबत शिक्षकाचे आकलन (असल्यास प्रकल्प कार्यासह)					
2	Extent of coverage of course taught by the teacher शिकविल्या जाणाऱ्या विषयाचे शिक्षकाकडून केले जाणारे विस्तारीकरण					
3	Ability of the teacher to relate the topic with current situations अभ्यासक्रमाची वर्तमानातील परिस्थितीशी सांगड घालण्याची शिक्षकाची क्षमता					
4	The entire syllabus is completed in the stipulated time frame अभ्यासक्रम ठरावीक कालावधित पूर्ण केला जातो					
5	Teacher are punctual and regular in taking lectures] practical and tutorial classes नियमित वर्ग, प्रात्याक्षीक आणि प्रशिक्षण वर्ग नियमित घेण्यासंदर्भात शिक्षकांची प्रामाणीकता.					
6	ICT in the form of web sources, power point presentations are a regular feature of the classroom teaching महिती संसुचन तंत्रज्ञान, पॉवर पॉईंट सादरीकरण हे नियमित वर्गात शिकविण्याच्या पध्दतीचे वैशिष्ट्ये आहे.					
7	Explanation of textual reading material with clarity and relevance शिवितांना पाठ्यक्रमावर आधारित क्रमिक पुस्तकांचे स्पष्टपणे आणि प्रासंगिकतेनुसार स्पष्टीकरण दिले जाते.					
8	Information regarding additional reading sources is given पाठ्यक्रमावर आधारित क्रमिक पुस्तकांब्यतिरिक्त अभ्यासाच्या इतर स्रोतांची माहिती वर्गात दिली जाते.					
9	Values are taught from the prescribed syllabus in terms of knowledge, concepts, manual skills, analytical abilities and broadening perspectives. नियोजित अभ्यासक्रमातून ज्ञान, संकल्पना, मानवी कौशल्य, विश्लेषणात्मक योग्यता					



## **Appendix –II**

### **Sample**

#### **Appreciation Letter**

Dear Asst. Prof. / Assoc. Prof. Dr... ..

(B A / B. Com/ B. Sc./MA Sociology / MA Economics/ MA Political Science)

As a valued member of our team, on behalf of the Management, I, Principal Dr. Jobi George would like to take this opportunity to thank you for your hard work and dedication noticeable to us through the feedback given by the students of Bhiwapur Mahavidyalaya.

You have stood out as an employee who has never wavered in your commitment to excellence. I admire your strong work ethic and personal integrity.

In particular, I would like to thank you for the feedback received from the students on Teaching – Learning pedagogy. Employees like you make work the assigned all the more rewarding and enjoyable. We wish you to continue with the good work for the benefit of the students and nation at large.

Sincerely,

## Sample

### Advisory Letter

Dear Asst. Prof. / Assoc. Prof. Dr... ..

As a valued member of our team, on behalf of the Management, I, Principal Dr. Jobi George would like to take this opportunity to bring to your notice the results of the feedback given by the students on Teaching – Learning Pedagogy. We appreciate your dedication to work but would want you to introspect in terms of the feedback given.

You have always been sincere and stood out as an employee who has never wavered in commitment to excellence. We hope you extend your support in achieving the Institution’s Vision, Mission, Core Values and Quality Policy with a changed methodology in catering to students’ needs.

We believe in your commitments towards work and we wish your contribution to the good work for the benefit of the students and nation at large.

Sincerely,





BACKWARD CLASS YOUTH RELIEF COMMITTEE'S  
**BHIWAPUR MAHAVIDYALAYA**

BHIWAPUR DIST. NAGPUR- 441201  
ACCREDITED WITH GRADE 'B' (CGPA-2.54) BY NAAC, BENGALURU  
ISO-9001:2015

24/04/2018

**To Whom So Ever It May Concern**

**Covering Letter for Feedback Analysis**

The feedback mechanism provides Quantifiable and Qualitative measures for improvisation in the College.

A graphical representation of the responses has been noted as per the Likert Scale of Strongly Agree, Agree, Neither Agree nor Disagree, Disagree, Strongly Disagree. The graph points out at some stray responses of strongly disagree for a few questions. Some of the observations made in the feedback on an average are as follows:

Many parents strongly disagreed that -

They were satisfied with the placement and employment opportunities provided by the college.

**Conclusion**

The responses to the Question on the satisfaction level with the placement and employment opportunities provided by the College were a few strays in nature but the Institution has taken cognizance of the responses as it supports the Institution in improving the quality of dissemination. The Institution runs Certificate Courses to aid in students' skills and preparedness for employability. We feel adding short skill developing courses will open more job opportunities and we are working on this concept. We have developed our brain child programme known as 'One Student One Skill Programme' (OSOSP), which will host around some 22 identified and Certified Courses from the affiliated University.

The Institution is committed to the overall development of the students in preparing them for life.

Yours truly

Dr. Motiraj Chavhan

Place - Bhiwapur

Date - 24/04/2018



BACKWARD CLASS YOUTH RELIEF COMMITTEE'S  
**BHIWAPUR MAHAVIDYALAYA**

BHIWAPUR DIST. NAGPUR- 441201  
 ACCREDITED WITH GRADE 'B' (CGPA-2.54) BY NAAC, BENGALURU  
 ISO-9001:2015

**Academic Session – 2018-19**  
**Feedback from Parents on College**

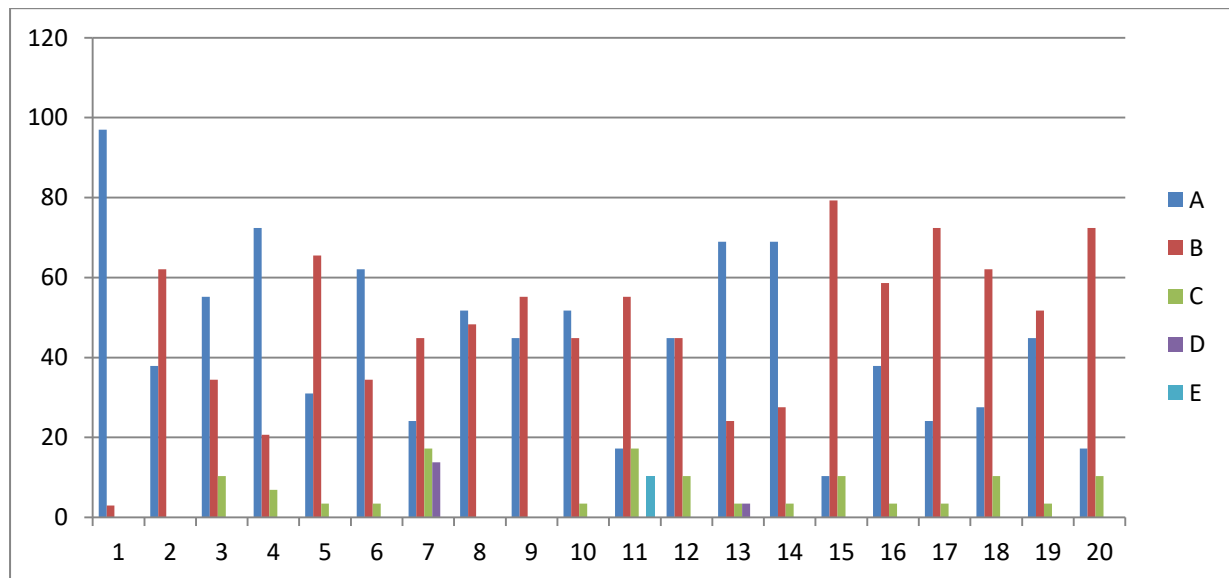
**Feedback Analysis**

Parents have given their response on a 5 -point Likert scale for-

Option A- Strongly agree-	2.23
Option B- agree-	2.40
Option C- Neither agree nor disagree -	0.30
Option D- Disagree-	0.04
Option E- Strongly disagree-	0.02

**Remarks & Suggestions**

After analyzing the parent's feedback, it has been interpreted that the parent are not satisfied with the placement and employment opportunities provided by the college



On X-axis – Question number

On Y-axis- Response in %

- A- Strongly agree
- B- Agree
- C- Neither agree nor disagree

- D- Disagree
- E- Strongly disagree

For question 1 - 98% parents strongly agreed and about 2% agreed.

**Interpretation-** 98% parents strongly agreed and about 2% agreed that their ward is regular in the college

For question 2 - 38% parents strongly agreed, about 62% agreed.

**Interpretation-** 38% parents strongly agreed, about 62% agreed that they make regular enquiries of their ward's progress in study

For question 03 - 55% parents strongly agreed, about 35% agreed and 10% neither agreed nor disagreed.

**Interpretation-**55% parents strongly agreed, about 35% agreed and 10% neither agreed nor disagreed that they get information about their ward's educational progress through the progress card and also by visiting the college

For question 04 - 72% parents strongly agreed, about 21% agreed and 7% neither agreed nor disagreed.

**Interpretation-** 72% parents strongly agreed, about 21% agreed and 7% neither agreed nor disagreed that 'Parent-Teacher Association' functions are conducted in their ward's college

For question 05 - 31% parents strongly agreed, about 66% agreed and 3% neither agreed nor disagreed.

**Interpretation-** 31% parents strongly agreed, about 66% agreed and 3% neither agreed nor disagreed that the college has contributed to the overall development of their ward.

For question 06 - 62% parents strongly agreed, about 35% agreed and 3% neither agreed nor disagreed.

**Interpretation-**62% parents strongly agreed, about 35% agreed and 3% neither agreed nor disagreed that their ward should participate in extra-curricular activities other than from curricular activities

For question 07- 24% parents strongly agreed, about 45% agreed, 17% neither agreed nor disagreed and 14% disagreed.

**Interpretation-**24% parents strongly agreed, about 45% agreed, 17% neither agreed nor disagreed and 14% disagreed that they are ready to contribute in the development of the college.

For question 08 - 52% parents strongly agreed and about 48% agreed.

**Interpretation-**52% parents strongly agreed and about 48% agreed that they are satisfied with the facilities provided by the college

For question 09 - 45% parents strongly agreed and about 55% agreed.

**Interpretation-** 45% parents strongly agreed and about 55% agreed that Teacher has pivotal role in the development of parents' educational progress

For question 10 - 52% parents strongly agreed, about 45% agreed and 3% neither agreed nor disagreed.

**Interpretation-** 52% parents strongly agreed, about 45% agreed and 3% neither agreed nor disagreed that significant contribution of the college in the development of bhiwapur.

For question 11 - 17% parents strongly agreed, about 55% agreed, 17% neither agreed nor disagreed and 11% strongly agreed.

**Interpretation-** 17% parents strongly agreed, about 55% agreed, 17% neither agreed nor disagreed and 11% strongly agreed that they were satisfied with the placement and employment opportunities provided by the college

For question 12 - 45% parents strongly agreed, about 45% agreed and 10% neither agreed nor disagreed.

**Interpretation-** 45% parents strongly agreed, about 45% agreed and 10% neither agreed nor disagreed that they are satisfied with the functioning of competitive exam preparation cell (UPSC/MPSC)

For question 13 - 69% parents strongly agreed, about 24% agreed, 4% neither agreed nor disagreed and 3% disagreed.

**Interpretation-** 69% parents strongly agreed, about 24% agreed, 4% neither agreed nor disagreed and 3% disagreed that they were satisfied with the safety and security of their ward in the college

For question 14 - 69% parents strongly agreed, about 28% agreed and 3% neither agreed nor disagreed.

**Interpretation-** 69% parents strongly agreed, about 28% agreed and 3% neither agreed nor disagreed that they were satisfied with the cleanliness and natural environment in the college campus

For question 15 - 11% parents strongly agreed, about 79% agreed and 10% neither agreed nor disagreed.

**Interpretation-** 11% parents strongly agreed, about 79% agreed and 10% neither agreed nor disagreed that they were satisfied with the functioning of "Parents' Consumer Society" in the college

For question 16 - 38% parents strongly agreed, about 59% agreed and 3% neither agreed nor disagreed.

**Interpretation-** 38% parents strongly agreed, about 59% agreed and 3% neither agreed nor disagreed that their level of satisfaction with the quality of education being imparted by the college.

For question 17 - 24% parents strongly agreed, about 72% agreed and 4% neither agreed nor disagreed.

**Interpretation-** 24% parents strongly agreed, about 72% agreed and 4% neither agreed nor disagreed that the administration of the college strives for the wellbeing of wards and their parents in terms of imparting quality education.

For question 18 - 28% parents strongly agreed, about 62% agreed and 10% neither agreed nor disagreed.

**Interpretation-** 28% parents strongly agreed, about 62% agreed and 10% neither agreed nor disagreed that they were satisfied with the performance of non-teaching staff of the college

For question 19 - 45% parents strongly agreed, about 52% agreed and 3% neither agreed nor disagreed.

**Interpretation-** 45% parents strongly agreed, about 52% agreed and 3% neither agreed nor disagreed that the management has key role in the progress of college and its parents

For question 20 - 17% parents strongly agreed, about 73% agreed and 10% neither agreed nor disagreed.

**Interpretation-** 17% parents strongly agreed, about 73% agreed and 10% neither agreed nor disagreed that they were satisfied with the free and paid consultancy services in the college.

Compiled and submitted by –

Dr. Motiraj Chavhan

# Specimen Feedback Form



**BHIWAPUR MAHAVIDYALAYA, BHIWAPUR**

**(B Grade with 2.54 CGPA by NAAC Bengaluru)**

**Feedback of Parents on College**

**Internal Quality Assurance Mechanism aims at Continuous Improvement for Academic**

**Excellence and Results**

**Session – 2018 -2019**

Name: \_\_\_\_\_

Profession: \_\_\_\_\_

Kindly rate the performance on the following attributes on five point scale.

A (5.0)	B (4.0)	C (3.0)	D (2.0)	E (1.0)
Strongly Agree पुर्णपणे सहमत	Agree सहमत	Neither Agree – Nor Disagree ना सहमत – ना सहमत	Disagree असहमत	Strongly Disagree पुर्णपणे असहमत

Sr. No	Attributes	Marks				
		A	B	C	E	D
01	तुमचा पाल्य महाविद्यालयात नियमित जातो. Your ward is regular in the college					
02	आपण आपल्या पाल्याच्या अभ्यासाची चौकशी करता You make regular enquiries of your ward's progress in study					
03	आपल्या पाल्याच्या शैक्षणिक प्रगतिची माहिती प्रगतीपुस्तकांवरून व महाविद्यालयात जावून घेता You get information about your ward's educational progress through the Progress Card and also by visiting the college					
04	तुमचा पाल्य ज्या महाविद्यालयात अध्ययन करतो. तेथे पालक – शिक्षक संघ कार्यप्रवण आहे 'Parent-Teacher Association' functions in your ward's college					
05	तुमच्या पाल्याच्या सर्वांगीण विकासात महाविद्यालयाचे योगदान आहे असे वाटते The college has contributed to the overall development of your ward.					
06	तुमचा पाल्य अभ्यासक्रमाव्यतिरिक्त इतर शैक्षणिक उपक्रमांमध्ये सहभागी व्हायला पाहिजे. Your ward should participate in extra-curricular activities other than from curricular activities					
07	महाविद्यालयाच्या विकासात आपण सहकार्य करायला तयार आहात You are ready to contribute in the development of the					

	college					
08	महाविद्यालयाच्या सोयी, सवलती व उपकरणांविषयी आपण समाधानी आहात You are satisfied with the facilities provided by the college					
09	विद्यार्थ्यांच्या शैक्षणिक विकासात शिक्षकांची भूमिका महत्त्वपूर्ण आहे Teacher has pivotal role in the development of students' educational progress					
10	भिवापूर शहराच्या विकासात महाविद्यालयाचे योगदान महत्त्वपूर्ण आहे Significant contribution of the college in the development of Bhiwapur.					
11	महाविद्यालयाच्या माध्यमातून तुमच्या पाल्याला पुरविण्यात येणाऱ्या रोजगाराच्या संधिबाबत आपण समाधानी आहात Satisfied with the Placement and employment opportunities provided by the college					
12	स्पर्धा परीक्षा मार्गदर्शन केंद्राच्या (UPSC/MPSC) सुविधेबाबत आपण समाधानी आहात. You are satisfied with the functioning of Competitive exam. preparation cell (UPSC/MPSC)					
13	महाविद्यालयातर्फे तुमच्या पाल्याची घेण्यात येणाऱ्या सुरक्षा व संरक्षणाबाबत आपण समाधानी आहात Satisfied with the safety and security of your ward in the college					
14	महाविद्यालयातील स्वच्छता व नैसर्गिक पर्यावरणाबाबत आपण किती समाधानी आहात The extent to which you are satisfied with the cleanliness and natural environment in the college campus					
15	महाविद्यालयातील विद्यार्थी ग्राहक भंडाराच्या सुविधेबाबत आपण समाधानी आहात Satisfied with the functioning of "Students' Consumer Society" in the college					
16	आपल्या पाल्याला महाविद्यालयात शिक्षकांकडून दिल्या जाणाऱ्या शिक्षणाच्या दर्जाबाबत आपण समाधानी आहात Your level of satisfaction with the quality of education being imparted by the college					
17	महाविद्यालयातील प्रशासकीय व्यवस्था विद्यार्थी व पालकांच्या गुणात्मक शिक्षणाच्या दृष्टिने हितवह आहे The administration of the college strives for the well being of wards and their parents in terms of imparting quality education.					
18	शिक्षकेतर कर्मचाऱ्यांच्या कामकाजाविषयी आपण समाधानी आहात Satisfied with the performance of non-teaching staff of the college					
19	संस्थाचालकांची विद्यार्थ्यांच्या व महाविद्यालयाच्या विकासात महत्त्वाची भूमिका आहे.					

	The management has key role in the progress of college and its students					
20	महाविद्यालयातर्फे मोफत व विकत पुरविल्या जाणाऱ्या सेवांबाबत आपण समाधानी आहात Satisfied with the free and paid consultancy services in the college					
21	पुढिल काळात आणखी काही सोयी पुरविण्याबाबत तुमच्या काही सुचना . Any suggestions for further improvements-					
		<b>Signature</b>				





BACKWARD CLASS YOUTH RELIEF COMMITTEE'S

# BHIWAPUR MAHAVIDYALAYA

BHIWAPUR DIST. NAGPUR- 441201

ACCREDITED WITH GRADE 'B' (CGPA-2.54) BY NAAC, BENGALURU  
ISO-9001:2015

29 June 2019

To Whom So Ever It May Concern

## Covering Letter for Feedback Analysis

The feedback mechanism provides Quantifiable and Qualitative measures for improvisation in the College.

A graphical representation of the responses has been noted as per the Likert Scale of Strongly Agree, Agree, Neither Agree nor Disagree, Disagree, Strongly Disagree. The graph points out at some stray responses of strongly disagree for a few questions. Some of the observations made in the feedback on an average are as follows:

Many teaching staff disagreed that -

1. Sufficient numbers of reference books should be available in the Library

## Conclusion

The Institution has taken cognizance of the observations received through the Feedback. The mechanism of adopting the method of circulating Notices has been adopted immediately. The concern of providing Separate facility is available for the faculty in the canteen is being looked into for the next Academic Session. The Feedback along with the Action Taken Reports has been placed in the meeting of the College Development Committee/ Local Management Committee. A copy has been forwarded to the Management for their perusal.

Yours truly

Dr. Motiraj Chavhan

Place - Bhiwapur

Date - 29/06/2019



BACKWARD CLASS YOUTH RELIEF COMMITTEE'S  
**BHIWAPUR MAHAVIDYALAYA**

BHIWAPUR DIST. NAGPUR- 441201  
ACCREDITED WITH GRADE 'B' (CGPA-2.54) BY NAAC, BENGALURU  
ISO-9001:2015

**Academic Session – 2018-19**  
**Feedback of Teachers on College**

**Feedback Analysis**

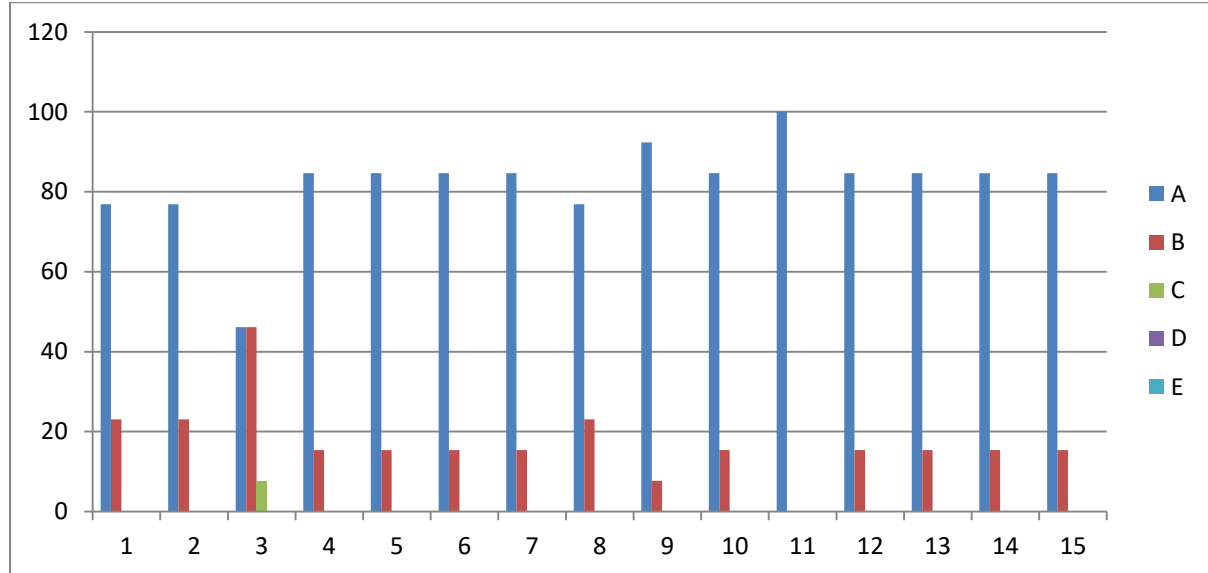
Teachers have given their response on a 5 -point Likert scale for-

Option A- Strongly agree-	4.10
Option B- Agree-	0.87
Option C- Neither agree nor disagree-	0.03
Option D- Disagree-	0.00
Option E- Strongly disagree-	0.00

**Remarks & Suggestions**

Requirement-

- Sufficient numbers of reference books should be available in the Library



On X-axis – Question number

On Y-axis- Response in %

- A- Strongly agree
- B- Agree
- C- Neither agree nor disagree
- D- Disagree
- E- Strongly disagree

For question 1 – 77% teaching staff strongly agreed and 23% agreed.

**Interpretation-** 77% teaching staff strongly agreed and 23% agreed that syllabus is suitable to the course.

For question 2 - 77% teaching staff strongly agreed and 23% agreed.

**Interpretation-** 77% teaching staff strongly agreed and 23% agreed that aims and objectives of the syllabi are well defined and clear to teachers and students.

For question 3 - 46% teaching staff strongly agreed, 46% agreed and 8% neither agree nor disagree.

**Interpretation-** 46% teaching staff strongly agreed, 46% agreed and 8% neither agree nor disagree that course content is followed by corresponding reference materials.

For question 4 - 85% teaching staff strongly agreed and 15% agreed.

**Interpretation-** 85% teaching staff strongly agreed and 15% agreed that sufficient numbers of prescribed books are available in the library

For question 5 - 85% teaching staff strongly agreed and 15% agreed.

**Interpretation-** 85% teaching staff strongly agreed and 15% agreed that the course/syllabus has good balance between theory and application

For question 6 - 85% teaching staff strongly agreed and 15% agreed.

**Interpretation-** 85% teaching staff strongly agreed and 15% agreed that the books prescribed/listed as reference materials are relevant, easily available in the Library.

For question 7 - 85% teaching staff strongly agreed and 15% agreed.

**Interpretation-** 85% teaching staff strongly agreed and 15% agreed that infrastructural facilities, such as teacher's rooms, class rooms, reading rooms and toilets are available in the Institution

For question 8 - 77% teaching staff strongly agreed and 23% agreed.

**Interpretation-** 77% teaching staff strongly agreed and 23% agreed that separate facility is available for the faculty in the canteen.

For question 9 - 92% teaching staff strongly agreed and 8% agreed.

**Interpretation-** 92% teaching staff strongly agreed and 8% agreed that tests and examinations are conducted well in time with proper coverage of all units in the syllabus.

For question 10 - 85% teaching staff strongly agreed and 15% agreed.

**Interpretation-** 85% teaching staff strongly agreed and 15% agreed that I have the freedom to adopt new techniques/strategies of teaching such as seminar presentations, group discussions and learners' participations.

For question 11 - 100% teaching staff strongly agreed.

**Interpretation-** 100% teaching staff strongly agreed that I have the freedom to adopt/adapt new techniques/strategies of testing and assessment of students.

For question 12 - 85% teaching staff strongly agreed and 15% agreed.

**Interpretation-** 85% teaching staff strongly agreed and 15% agreed that the environment in the institution is conducive for teaching and research.

For question 13 - 85% teaching staff strongly agreed and 15% agreed.

**Interpretation-** 85% teaching staff strongly agreed and 15% agreed that the administration is teacher friendly.

For question 14 - 85% teaching staff strongly agreed and 15% agreed.

**Interpretation-** 85% teaching staff strongly agreed and 15% agreed that the institution provides adequate and smooth support for projects and research facilities.

For question 15 - 85% teaching staff strongly agreed and 15% agreed.

**Interpretation-** 85% teaching staff strongly agreed and 15% agreed that provisions for professional development are non-discriminatory and fair

Compiled and submitted by –

Dr. Motiraj Chavhan



## Specimen Feedback Form

**BHIWAPUR MAHAVIDYALAYA, BHIWAPUR**  
(B Grade with 2.54 CGPA by NAAC Bengaluru)

*Feedback of Teacher on College*

**Internal Quality Assurance Mechanism aimed at Continuous Improvement for  
Academic Excellence and Results**

**Session – 2018 -2019**

**Name:** \_\_\_\_\_

**Department:** \_\_\_\_\_

**Kindly rate the performance on the following attributes on five point scale**

<b>Strongly agree- 5.00</b>	<b>Agree- 4.00</b>	<b>Neither agree nor disagree- 3.00</b>	<b>Disagree- 2.00</b>	<b>Strongly disagree- 1.0</b>
<b>A</b>	<b>B</b>	<b>C</b>	<b>D</b>	<b>E</b>

<b>Sr. No</b>	<b>Attributes</b>	<b>Marks</b>				
		<b>A</b>	<b>B</b>	<b>C</b>	<b>D</b>	<b>E</b>
<b>1</b>	Syllabus is suitable to the course.					
<b>2</b>	Aims and objectives of the syllabi are well defined and clear to teachers and students.					
<b>3</b>	Course content is followed by corresponding reference materials.					
<b>4</b>	Sufficient numbers of prescribed books are available in the Library					
<b>5</b>	The course/syllabus has good balance between theory and application					
<b>6</b>	The books prescribed/listed as reference materials are relevant, easily available in the Library.					
<b>7</b>	Infrastructural facilities, such as teacher's rooms, class rooms, reading rooms and toilets are available in the Institution					
<b>8</b>	Separate facility is available for the faculty in the canteen.					
<b>9</b>	Tests and examinations are conducted well in time with proper coverage of all units in the syllabus.					
<b>10</b>	I have the freedom to adopt new techniques/strategies of teaching such as seminar presentations, group discussions					





BACKWARD CLASS YOUTH RELIEF COMMITTEE'S  
**BHIWAPUR MAHAVIDYALAYA**

BHIWAPUR DIST. NAGPUR- 441201  
ACCREDITED WITH GRADE 'B' (CGPA-2.54) BY NAAC, BENGALURU  
ISO-9001:2015

**29 June 2019**

**To Whom So Ever It May Concern**

**Covering Letter for Feedback Analysis**

The feedback mechanism provides Quantifiable and Qualitative measures for improvisation in the College.

A graphical representation of the responses has been noted as per the Likert Scale of Strongly Agree, Agree, Neither Agree nor Disagree, Disagree, Strongly Disagree. The graph points out at some stray responses of strongly disagree for a few questions. Some of the observations made in the feedback on an average are as follows:

All Non-teaching staff strongly agreed to all questions.

**Conclusion**

The Institution has taken cognizance of the observations received through the Feedback. The mechanism of adopting the method of circulating Notices has been adopted immediately. The feedback given is highly appreciated and it will be binding on the Institution to carry forward the conducive work environment for the growth and development of the Institution and its stakeholders. The Feedback along with the Action Taken Reports has been placed in the meeting of the College Development Committee/ Local Management Committee. A copy has been forwarded to the Management for their perusal.

Yours truly

Dr. Motiraj Chavhan

Place - Bhiwapur

Date - 29/06/2019



BACKWARD CLASS YOUTH RELIEF COMMITTEE'S  
**BHIWAPUR MAHAVIDYALAYA**

BHIWAPUR DIST. NAGPUR- 441201  
ACCREDITED WITH GRADE 'B' (CGPA-2.54) BY NAAC, BENGALURU  
ISO-9001:2015

**Academic Session – 2018-19**  
**Feedback of Non-Teaching Staff on College**

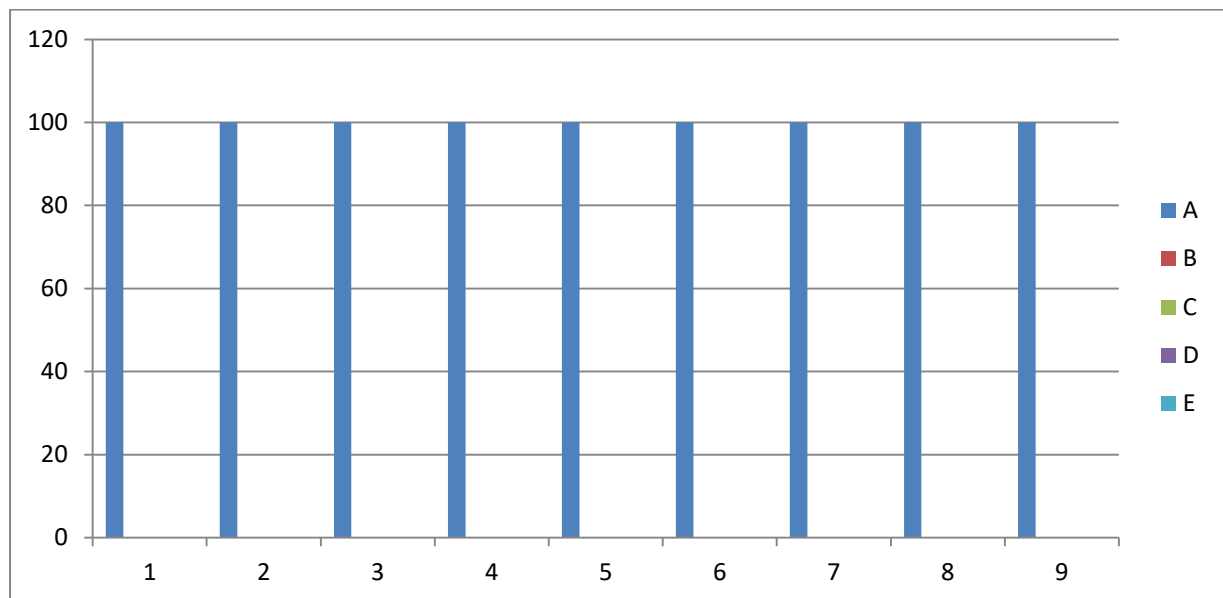
**Feedback Analysis**

Non-Teaching Staff have given their response on a 5 -point Likert scale for-

Option A- Strongly agree-	5.00
Option B- Agree-	0.00
Option C- Neither agree nor disagree -	0.00
Option D- Disagree-	0.00
Option E- Strongly disagree-	0.00

**Remarks & Suggestions**

All have reported 5 on a scale of 5 which shows their satisfaction level with the work culture in the institution.



On X-axis – Question number

On Y-axis- Response in %

- A- Strongly agree
- B- Agree
- C- Neither agree nor disagree
- D- Disagree
- E- Strongly disagree



For question 1 - 100% Non-Teaching Staff strongly agreed.

**Interpretation-** All Non-Teaching Staff strongly agreed that modern technology is used in the day-to day functioning of the college.

For question 2 - 100% Non-Teaching Staff strongly agreed.

**Interpretation-** All Non-Teaching Staff strongly agreed that ICT is made mandatory for all the employees of the college.

For question 3 - 100% Non-Teaching Staff strongly agreed.

**Interpretation-** All Non-Teaching Staff strongly agreed that workshops and training sessions are organized to increase the efficiency of non –teaching Staff.

For question 4 - 100% Non-Teaching Staff strongly agreed.

**Interpretation-** All Non-Teaching Staff strongly agreed that they are aware of their accountability towards work.

For question 5 - 100% Non-Teaching Staff strongly agreed.

**Interpretation-** All Non-Teaching Staff strongly agreed that they are ready to help students during their academic sojourn

For question 6 - 100% Non-Teaching Staff strongly agreed.

**Interpretation-** All Non-Teaching Staff strongly agreed that their work is done without any partiality or discrimination towards others

For question 7 - 100% Non-Teaching Staff strongly agreed.

**Interpretation-** All Non-Teaching Staff strongly agreed that they are aware of their sense of responsibility for college

For question 8 - 100% Non-Teaching Staff strongly agreed.

**Interpretation-** All Non-Teaching Staff strongly agreed that they are satisfied with the work culture of the principal and the environment of the college.

For question 9 - 100% Non-Teaching Staff strongly agreed.

**Interpretation-** All Non-Teaching Staff strongly agreed that they ensure active participation in all activities of the college.

Compiled and submitted by –

Dr. Motiraj Chavhan



## Specimen Feedback Form

BHIWAPUR MAHAVIDYALAYA, BHIWAPUR  
(B Grade with 2.54 CGPA by NAAC Bengaluru)  
Feedback of Non-Teaching Staff on College

Internal Quality Assurance Mechanism aims at Continuous Improvement for Academic  
Excellence and Results  
Session – 2018- 2019

Name: \_\_\_\_\_

Kindly rate the performance on the following attributes the five point scale

Strongly agree- 5.00 A	Agree- 4.00 B	Neither agree nor disagree- 3.00 C	Disagree- 2.00 D	Strongly disagree- 1.0 E
------------------------------	---------------------	--	------------------------	--------------------------------

Sr. No	Attributes	Marks				
		A	B	C	D	E
01	महाविद्यालयाचे कार्यालयीन कामकाजात आधुनिक पध्दतीचा अवलंब केला जातो Modern Technology is used in the day-to day functioning of the college.					
02	महाविद्यालयातील सर्व शिक्षकेत्तर कर्मचाऱ्यांसाठी माहिती व संवाद तंत्र आवश्यक करण्यात आलेले आहे. ICT is made mandatory for all the employees of the college.					
03	शिक्षकेत्तर कर्मचाऱ्यामध्ये कार्यकुशलता वाढावी यासाठी कार्यशाळा किंवा प्रशिक्षणाचे आयोजन केले जाते Workshops and Training Sessions are organized to increase the efficiency of non-teaching Staff.					
04	आपल्या कार्यप्रती आपण जागरूक आहोत. Aware of our accountability towards work.					
05	आपण विद्यार्थ्यांच्या शैक्षणिक अडचणी दुर करण्यास तत्पर असता Ready to help students during their academic sojourn					
06	महाविद्यालयातील इतर कर्मचाऱ्यांशी कोणताही भेदभाव न					





BACKWARD CLASS YOUTH RELIEF COMMITTEE'S  
**BHIWAPUR MAHAVIDYALAYA**

BHIWAPUR DIST. NAGPUR- 441201  
 ACCREDITED WITH GRADE 'B' (CGPA-2.54) BY NAAC, BENGALURU  
 ISO-9001:2015

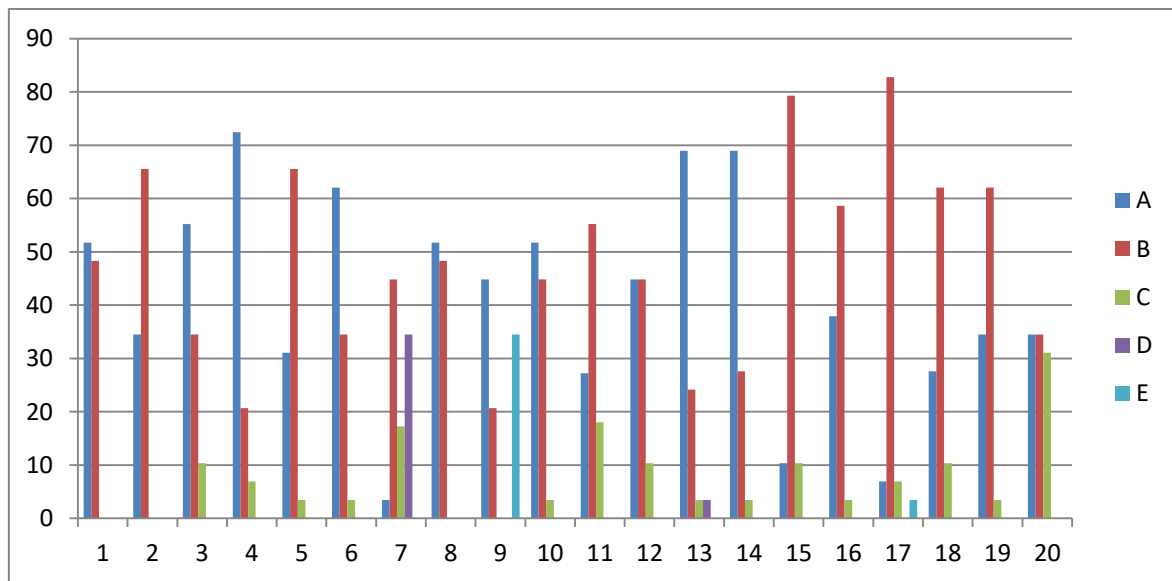
**Academic Session – 2018-19**  
**Feedback from Alumni on College**

Alumni have given their response on a 5 -point Likert scale for-

Option A- Strongly agree-	2.02
Option B- agree-	2.40
Option C- Neither agree nor disagree -	0.36
Option D- Disagree-	0.09
Option E- Strongly disagree-	0.12

**Remarks & Suggestions**

After analyzing the alumni's feedback, it has been interpreted that the alumni does not see ICT in the form of Web sources and Power Point Presentations are a regular feature of the classroom.



On X-axis – Question number

On Y-axis- Response in %

- A- Strongly agree
- B- Agree
- C- Neither agree nor disagree
- D- Disagree
- E- Strongly disagree

For question 1 - 52% alumni strongly agreed and 48% agreed.

**Interpretation-** 52% alumni strongly agreed and 48% agreed that the college is keeping up with the changing times.

For question 2 - 34% alumni strongly agreed and 66% agreed.

**Interpretation-** 34% alumni strongly agreed and 66% agreed that the college is empowered to help students achieve their goals.

For question 03 - 55% alumni strongly agreed, 35% agreed and 10% neither agreed nor disagreed.

**Interpretation-** 55% alumni strongly agreed, 35% agreed and 10% neither agreed nor disagreed that students are acquainted with the information and communication technologies used in the classrooms.

For question 04 - 72% alumni strongly agreed, 21% agreed and 7% neither agreed nor disagreed.

**Interpretation-** 72% alumni strongly agreed, 21% agreed and 7% neither agreed nor disagreed that the administration of the college is vibrant in nature.

For question 05 - 31% alumni strongly agreed, 66% agreed and 3% neither agreed nor disagreed.

**Interpretation-** 31% alumni strongly agreed, 66% agreed and 3% neither agreed nor disagreed that the college is equipped with sufficient number of computers.

For question 06 - 62% alumni strongly agreed, 35% agreed and 3% neither agreed nor disagreed.

**Interpretation-** 62% alumni strongly agreed, 35% agreed and 3% neither agreed nor disagreed that college library is updated from time to time.

For question 07- 3% alumni strongly agreed, 45% agreed, 17% neither agreed nor disagreed and 35% disagreed.

**Interpretation-** 3% alumni strongly agreed, 45% agreed, 17% neither agreed nor disagreed and 35% disagreed that college has long term policies for the bright future of the students.

For question 08 - 52% alumni strongly agreed and 48% agreed.

**Interpretation-** 52% alumni strongly agreed and 48% agreed that satisfied with the sports and other facilities available in the college.

For question 09 - 45% alumni strongly agreed, 21% agreed and 34% strongly disagreed.

**Interpretation-** 45% alumni strongly agreed, 21% agreed and 34% strongly disagreed that they see the enhancement in the quality of teachers over a period of time.

For question 10 - 52% alumni strongly agreed, 45% agreed and 3% neither agreed nor disagreed.

**Interpretation-** 52% alumni strongly agreed, 45% agreed and 3% neither agreed nor disagreed that visible and marked benefits in students' personalities from the enhanced quality of teachers.

For question 11 - 27% alumni strongly agreed, 55% agreed and 18% neither agreed nor disagreed.

**Interpretation-** 27% alumni strongly agreed, 55% agreed and 18% neither agreed nor disagreed that college actively involves in community development programmes.

For question 12 - 45% alumni strongly agreed, 45% agreed and 10% neither agreed nor disagreed.

**Interpretation-** 45% alumni strongly agreed, 45% agreed and 10% neither agreed nor disagreed that Timely aid is provided to the needy and poor students.

For question 13 - 69% alumni strongly agreed, 24% agreed, 4% neither agreed nor disagreed and 3% disagreed.

**Interpretation-** 69% alumni strongly agreed, 24% agreed, 4% neither agreed nor disagreed and 3% disagreed that their contribution in the development of the college is ensured.

For question 14 - 69% alumni strongly agreed, 28% agreed and 3% neither agreed nor disagreed.

**Interpretation-** 69% alumni strongly agreed, 28% agreed and 3% neither agreed nor disagreed that alumni are motivated by valuing their efforts through periodic motivation in the form of prizes.

For question 15 - 10% alumni strongly agreed, 79% agreed, 8% neither agreed nor disagreed and 3% disagreed.

**Interpretation-** 10% alumni strongly agreed, 79% agreed, 8% neither agreed nor disagreed and 3% disagreed that alumni are trained to participate in the cultural programmes (Dance, Drama etc.).

For question 16 - 38% alumni strongly agreed, 59% agreed and 3% neither agreed nor disagreed.

**Interpretation-** 38% alumni strongly agreed, 59% agreed and 3% neither agreed nor disagreed that that they are satisfied with the facilities made available in the competitive guidance centre.

For question 17 - 7% alumni strongly agreed, 83% agreed, 7% neither agreed nor disagreed and 3% strongly disagreed.

**Interpretation-** 7% alumni strongly agreed, 83% agreed, 7% neither agreed nor disagreed and 3% strongly disagreed that they are satisfied with the employment opportunities made available in the college for the students.

For question 18 - 28% alumni strongly agreed, 62% agreed and 10% neither agreed nor disagreed.

**Interpretation-** 28% alumni strongly agreed, 62% agreed and 10% neither agreed nor disagreed that they are satisfied with the free and paid consultancy services offered in the college.

For question 19 - 35% alumni strongly agreed, 62% agreed and 3% neither agreed nor disagreed.

**Interpretation-** 35% alumni strongly agreed, 62% agreed and 3% neither agreed nor disagreed that they are satisfied with the social activities taken up by the college.

For question 20 - 35% alumni strongly agreed, 34% agreed and 31% neither agreed nor disagreed.

**Interpretation-** 35% alumni strongly agreed, 34% agreed and 31% neither agreed nor disagreed that full contribution for the overall development of the college is ensured.

Compiled and submitted by –

Dr. Motiraj Chavhan

# Specimen Feedback Form



## BHIWAPUR MAHAVIDYALAYA, BHIWAPUR

(B Grade with 2.54 CGPA by NAAC Bengaluru)

### Feedback of Alumni on College

Internal Quality Assurance Mechanism aims at Continuous Improvement for Academic

Excellence and Results

Session – 2018 -2019

प्रिय विद्यार्थ्यांनो,

बॅकवर्ड क्लास युथ रिलीफ कमिटीच्या अंतर्गत भिवापूर महाविद्यालय, भिवापूर जि. नागपूर येथून आपण स्नातक, स्नातकोत्तर पदवी, डॉक्टरल अभ्यासक्रम पूर्ण केला त्याबद्दल आपले आभार. हा अर्ज आपल्याकडून काही सुचना, नविन अपेक्षा इ.बद्दल माहिती मिळण्यासाठी तयार केलेला आहे. करिता आपण ते सुचवावे.

Dear Alumnus,

Thanks for considering Backward Class Youth Relief Committee's Bhiwapur Mahavidyalaya as a source of your Graduate / Post Graduate/ Doctoral Studies. This form has been designed to seek your suggestions or comments about the college.

Name: \_\_\_\_\_

Profession: \_\_\_\_\_

E- mail - .....

Contact no - .....

Kindly rate the performance on the following attributes on five point scale

A (5.0)	B (4.0)	C (3.0)	D (2.0)	E (1.0)
Strongly Agree पूर्णपणे सहमत	Agree सहमत	Neither Agree – Nor Disagree ना सहमत – ना सहमत	Disagree असहमत	Strongly Disagree पूर्णपणे असहमत

Sr. No	Attributes	Marks				
		A	B	C	D	E
01	महाविद्यालय काळानुसार बदलत आहे. The college is keeping up with the changing times.					
02	महाविद्यालय विद्यार्थ्यांचे ध्येय गाठण्यासाठी सक्षम आहे. The college is empowered to help students achieve their goals.					
03	महाविद्यालयात विद्यार्थी माहिती व संचारच्या माध्यमातून वर्गामध्ये दिल्या जाणाऱ्या शिक्षणाबद्दल परिचित आहे.					



	Students are acquainted with the Information and Communication Technologies used in the classrooms.					
04	महाविद्यालयातील प्रशासन व्यवस्था गतीषिल आहे. The Administration of the college is vibrant in nature.					
05	महाविद्यालय संपूर्ण संगणकीकृत करण्यात आले आहे. The college is equipped with sufficient number of computers.					
06	महाविद्यालयाचे ग्रंथालय अध्यावत आहे. College Library is updated from time to time					
07	महाविद्यालय विद्यार्थ्यांच्या उज्वल भविष्यासाठी काही दिर्घकालीन योजना राबविते College has long term policies for the bright future of the students.					
08	महाविद्यालयातील खेळ व उपलब्ध सुविधेविषयी आपण समाधानी आहात Satisfied with the Sports and other facilities available in the college.					
09	महाविद्यालयातील शिक्षकांच्या गुणवत्तामध्ये वाढ झाली आहे. Enhancement in the quality of teachers over a period of time.					
10	शिक्षकांच्या गुणवत्तावाढीचा फायदा विद्यार्थ्यांना होतो आहे. Visible and marked benefits in students' personalities from the enhanced quality of teachers.					
11	महाविद्यालय गावातील सामाजिक कार्यामध्ये सहभागी होत असते. College actively involves in Community Development programmes					
12	महाविद्यालय गरजू व गरिब विद्यार्थ्यांना मदत करते. Timely aid is provided to the needy and poor students.					
13	तुम्ही महाविद्यालयाच्या विकासाठी काही योगदान करता Your contribution in the development of the college is ensured					
14	गुणवत्ताधारक विद्यार्थ्यांना आपण बक्षिसे देवून प्रोत्साहित करता Students are motivated by valuing their efforts					





BACKWARD CLASS YOUTH RELIEF COMMITTEE'S  
**BHIWAPUR MAHAVIDYALAYA**

BHIWAPUR DIST. NAGPUR- 441201  
ACCREDITED WITH GRADE 'B' (CGPA-2.54) BY NAAC, BENGALURU  
ISO-9001:2015

Academic Session – 2018-19  
Feedback of Management on college

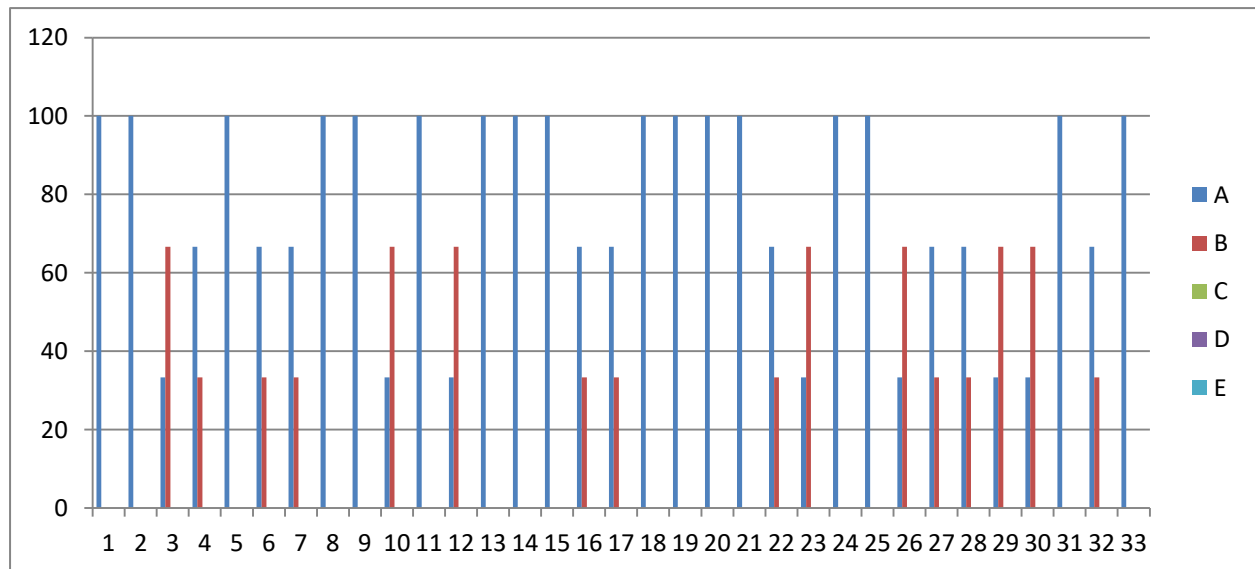
**Feedback Analysis**

Management have given their responses on a 5 -point Likert Scale for-

Option A- Strongly agree-	3.84
Option B- Agree-	1.16
Option C- Neither agree nor disagree -	0.00
Option D- Disagree-	0.00
Option E- Strongly disagree-	0.00

**Remarks & Suggestions**

After analyzing the management's feedback, it has been interpreted that the management is satisfied with the Institution's performance.



On X-axis – Question number

On Y-axis- Response in %

- A- Strongly agree
- B- Agree
- C- Neither agree nor disagree
- D- Disagree
- E- Strongly disagree

For question 1 – 100% management members strongly agreed.

**Interpretation-** 100% management member strongly agreed that the college strives to fulfill the objectives for which it has been started.

For question 2 – 100% management members strongly agreed.

**Interpretation-** 100% management members strongly agreed that students of the college pursue intellectual, social and cultural programmes apart from being part of teaching-learning & evaluation processes.

For question 3 – 33% management members strongly agreed and 67% agreed.

**Interpretation-** 33% management members strongly agreed and 67% agreed that the administration of the college encourages ICT in imparting quality education.

For question 4 – 67% management members strongly agreed and 33% agreed.

**Interpretation-** 67% management members strongly agreed and 33% agreed that apart from regular academic guidance students are sensitized towards intellectual, social and cultural heritage of India as well as the entire world from time to time.

For question 5 – 100% management members strongly agreed.

**Interpretation-** 100% management members strongly agreed that the administration is committed in its outlook

For question 6 – 67% management members strongly agreed and 33% agreed.

**Interpretation-** 67% management members strongly agreed and 33% agreed that faculty is inclined towards research work and up-gradation of knowledge from time to time

For question 7 – 67% management members strongly agreed and 33% agreed.

**Interpretation-** 67% management members strongly agreed and 33% agreed that ample sports infrastructural facilities and opportunities are available for the students and staff of the college.

For question 8 – 100% management members strongly agreed.

**Interpretation-** 100% management members strongly agreed that scholarship facilities are provided to the students through various government schemes.

For question 9 – 100% management members strongly agreed.

**Interpretation-** 100% management members strongly agreed that separate washrooms are available for women faculty and girl students of the college.

For question 10 – 33% management members strongly agreed and 67% agreed.

**Interpretation-** 33% management members strongly agreed and 67% agreed that management is made aware of the day to day activities of the college.

For question 11– 100% management members strongly agreed.

**Interpretation-** 100% management members strongly agreed that dress code is implemented for the faculty as well as for the students.

For question 12 – 33% management members strongly agreed and 67% agreed.

**Interpretation-** 33% management members strongly agreed and 67% agreed that staff of the college is well versed with ICT.

For question 13– 100% management members strongly agreed.

**Interpretation-** 100% management members strongly agreed that the college indulges in its readiness in all areas to provide employment through quality education.

For question 14 – 100% management members strongly agreed.

**Interpretation-** 100% management members strongly agreed that implementation of various government schemes for the poor and needy students.

For question 15– 100% management members strongly agreed.

**Interpretation-** 100% management members strongly agreed that apart from imparting education, the college is active in its Institutional Social Responsibilities (ISR) towards the poor and the needy through its various outreach programmes.

For question 16– 67% management members strongly agreed and 33% agreed.

**Interpretation-** 67% management members strongly agreed and 33% agreed that contribution of alumni in promoting and shaping the future citizens of India.

For question 17 – 67% management members strongly agreed and 33% agreed.

**Interpretation-** 67% management members strongly agreed and 33% agreed that mutual trust, coordination and understanding among the teachers, students, parents and the alumni.

For question 18– 100% management members strongly agreed.

**Interpretation-** 100% management members strongly agreed that de-addiction programmes are organized in its letter and spirit.

For question 19– 100% management members strongly agreed.

**Interpretation-** 100% management members strongly agreed that striving hard to keep the campus eco- friendly and green.

For question 20– 100% management members strongly agreed.

**Interpretation-** 100% management members strongly agreed that self-financed courses are implemented.

For question 21– 100% management members strongly agreed.

**Interpretation-** 100% management members strongly agreed that students are benefited by various schemes/projects of the University Grants Commission.

For question 22 – 67% management members strongly agreed and 33% agreed.

**Interpretation-** 67% management members strongly agreed and 33% agreed that students are continuously motivated to carry research work with the faculty.

For question 23– 33% management members strongly agreed and 67% agreed.

**Interpretation-** 33% management members strongly agreed and 67% agreed that use of ICT in imparting quality education.

For question 24– 100% management members strongly agreed.

**Interpretation-** 100% management members strongly agreed that the institution is striving for getting the status of college with potential for excellence.

For question 25– 100% management members strongly agreed.

**Interpretation-** 100% management members strongly agreed that the college always bears in mind the mission and vision of the institute.

For question 26– 33% management members strongly agreed and 67% agreed.

**Interpretation-** 33% management members strongly agreed and 67% agreed that library and administration departments are computerized.

For question 27– 67% management members strongly agreed and 33% agreed.

**Interpretation-** 67% management members strongly agreed and 33% agreed that gym facility is available in the campus.

For question 28– 67% management members strongly agreed and 33% agreed.

**Interpretation-** 67% management members strongly agreed and 33% agreed that the college runs fully/ partially on solar/renewable energy.

For question 29– 33% management members strongly agreed and 67% agreed.

**Interpretation-** 33% management members strongly agreed and 67% agreed that the college ensures water harvesting in the entire campus.

For question 30 – 33% management members strongly agreed and 67% agreed.

**Interpretation-** 33% management members strongly agreed and 67% agreed that the canteen services are in tandem with requirements and health of the students.

For question 31– 100% management members strongly agreed.

**Interpretation-** 100% management members strongly agreed that grievances' of the employees are addressed from time to time.

For question 32 – 67% management members strongly agreed and 33% agreed.

**Interpretation-** 67% management members strongly agreed and 33% agreed that faculties are provided computers with updated technology.

For question 33– 100% management members strongly agreed.

**Interpretation-** 100% management members strongly agreed that women's grievance cell functions in tandem with the rules laid down by the university.

Prepared and submitted by –

Dr. Motiraj Chavhan



## Specimen Feedback Form

BHIWAPUR MAHAVIDYALAYA, BHIWAPUR  
(B Grade with 2.54 CGPA by NAAC Bengaluru)

### Feedback of Management on College

(BACKWARD CLASS YOUTH RELIEF COMMITTEE, KHAMLA, NAGPUR)

Internal Quality Assurance Mechanism aimed at Continuous Improvement for Academic  
Excellence and Results  
Session – 2018-2019

Name: \_\_\_\_\_

Designation: \_\_\_\_\_

Kindly rate the performance on the following attributes on five point scale

Strongly agree- 5.00	Agree- 4.00	Neither agree nor disagree- 3.00	Disagree- 2.00	Strongly disagree- 1.0
A	B	C	D	E

Sr. No	Attributes	Marks				
		A	B	C	D	E
01	महाविद्यालय ज्या उद्दिष्टांसाठी सुरु केल्या गेले त्याची पूर्ती करते The college strives to fulfill the objectives for which it has been started.					
02	शैक्षणिक प्रक्रियेव्यतिरिक्त महाविद्यालयीन विद्यार्थी, बौद्धिक सामाजिक व सांस्कृतिक कार्यक्रमात सहभागी होतात. Students of the college pursue intellectual, social and cultural programmes apart from being part of teaching-learning & evaluation processes.					
03	महाविद्यालय प्रशासन आधुनिक पध्दतीने गुणात्मक शिक्षण (आय. सी.टी.) देण्यासाठी प्रोत्साहित करते. The Administration of the college encourages ICT in imparting quality education.					
04	महाविद्यालयातील विद्यार्थ्यांना शिक्षणाव्यतिरिक्त, भारतातील तसेच जगातील बौद्धिक, सामाजिक व सांस्कृतिक वारसा जपण्यासाठी वेळोवेळी जागृत केल्या जाते. Apart from regular academic guidance students are sensitized towards intellectual, social and cultural heritage of India as well as the entire world from time to time .					
05	महाविद्यालयातील प्रशासन व्यवस्था दृष्टीकोनात वचनबध्द आहे The Administration is committed in its outlook					
06	महाविद्यालयातील शिक्षक हे संशोधन व अद्यावत ज्ञान ग्रहणाकरीता					

	कार्यान्वीत आहे. Faculty is inclined towards Research work and up-gradation of knowledge from time to time					
07	महाविद्यालय विद्यार्थ्यांना तसेच कर्मचाऱ्यांना खेळाषी निगडीत पुरेष्ण सौयीसुविधल व संधी उपलब्ध करून देते Ample Sports infrastructural facilities and opportunities are available for the students and staff of the college.					
08	विद्यार्थ्यांना शलसनाच्या मरुतत विविध षिष्यवृत्ती महाविद्यालय उपलब्ध करून देते Scholarship facilities are provided to the students through various Government schemes					
09	महाविद्यालयातील महिलांसाठी व विद्यार्थीनीसाठी वेगवेगळे प्रसाधनगृह आहे Separate washrooms are available for women faculty and girl students of the college					
10	महाविद्यालयातील होणल्या विविध उपकृमललबत व्यवस्थापन समितीला माहिती दिली जात असते. Management is made aware of the day to day activities of the college.					
11	महाविद्यालयातील षिक्षकांना व विद्यार्थ्यांना ड्रेसकोड लागू केले आहे Dress code is implemented for the faculty as well as for the students					
12	महाविद्यालयीन कर्मचारी माहिती व संवाद तंत्रज्ञान(आय.सी.टी.) च्या ज्ञानललबत उत्तम व निपूण आहे. Staff of the college is well versed with ICT					
13	महाविद्यालयातील विद्यार्थ्यांना गुणलत्मक षिक्षणलद्वारे रोजगार प्राप्त करण्यास महाविद्यालय तत्पर आहे The College indulges in its readiness in all areas to provide employment through quality education.					
14	महाविद्यालय गरीब व गरजू विद्यार्थ्यांकरीता विविध सरकारी योजना कार्यान्वित करते Implementation of various Government schemes for the poor and needy students					
15	षिक्षणलव्यतिरिक्त गावलमध्ये व झोपडपट्यामधील गरीब व गरजू लोकांकरीता सामाजीक उत्तरदलयात्वलनुसार संस्थलत्मक सामाजीक जलबलबदारी (आय. एस.आर.) च्या माध्यमलतून महाविद्यालय विविध कल्याणलत्मक कार्यक्रम रलबलविते Apart from imparting education, the college is active in its Institutional Social Responsibilities (ISR) towards the poor and the needy through its various outreach programmes.					



16	महाविद्यालयातील माजी विद्यार्थी भारतातील भविष्यातील सुजान नागरिकांना आकार देण्यास कार्य करतात Contribution of Alumni in promoting and shaping the future citizens of India					
17	महाविद्यालयातील शिक्षक, विद्यार्थी व पालक महाविद्यालयाबाबत विष्वास संपादन करतात. Mutual trust, coordination and understanding among the teachers, students, parents and the alumni					
18	विद्यार्थी व कर्मचाऱ्यांसाठी नषाबंदी कार्यक्रम महाविद्यालय राबवित आहे. De-addiction programmes are organized in its letter and spirit					
19	महाविद्यालयीन परिसराचे हिरवळीकरण व सौंदर्यीकरण करण्यासाठी महाविद्यालय प्रयत्नरत आहे. Striving hard to keep the campus eco- friendly and green					
20	महाविद्यालयांनी स्व-अर्थसहाय्य अभ्यासक्रम (सेल्फ फायनन्सील कोर्स) चालु केले आहे Self-financed courses are implemented					
21	विद्यापीठ अनुदान आयोगाच्या विविध योजनांचा फायदा विद्यार्थ्यांना पोहचत आहे Students are benefited by various schemes/projects of the University Grants Commission					
22	विद्यार्थ्यांना शिक्षकांसोबतच संसोधन करण्यास प्रोत्साहित केल्या जाते. Students are continuously motivated to carry Research work with the faculty.					
23	महाविद्यालयामध्ये विद्यार्थ्यांच्या शैक्षणिक कार्यमध्ये अत्याधुनिक तंत्रज्ञानाचा(आय.सी.टी.) वापर करण्यात येते Use of ICT in imparting quality education.					
24	महाविद्यालय प्रोटेप्शियल एक्सलेन्स मिळविण्याकरीता प्रयत्न करत आहे. The Institution is striving for getting the status of College with Potential for Excellence.					
25	महाविद्यालय सदैव महाविद्यालयाचे कार्यक्षेत्र व दृष्टीकोन लक्षात ठेवून कार्य करते. The college always bears in mind the mission and vision of the Institute.					
26	ग्रंथालय व कार्यालय विभाग संगनकीकृत करण्यात आले आहे. Library and Administration departments are computerized.					

27	महाविद्यालयात अद्यावत जिमनेषियमची व्यवस्था आहे Gym facility is available in the campus .					
28	महाविद्यालय पूर्णता किंवा अंशता सौरउर्जावर किंवा अक्षय उर्जेवर चालते The College runs fully/ partially on Solar / Renewable energy					
29	महाविद्यालयात सगळीकडे पाण्याची साठवण केल्या जाते. The College ensures water harvesting in the entire campus.					
30	महाविद्यालयातील उपहारगृह सेवा विद्यार्थ्यांच्या आवश्यकतेनुसार व आरोग्याच्या दृष्टीने योग्य आहे. The canteen services are in tandem with requirements and health of the students.					
31	कर्मचाऱ्यांच्या तक्रारी वेळोवेळी सोडविल्या जातात. Grievances' of the employees are addressed from time to time.					
32	शिक्षकांना अद्यावत तंत्रज्ञानासह संगणक पुरविण्यात आलेले आहे. Faculties are provided computers with updated technology.					
33	विद्यापीठाने दिलेल्या नियमावलीनुसार महिला तक्रार केंद्र कार्य करते. Women's grievance cell functions in tandem with the rules laid down by the University.					
34	भविष्यातील सुधारणांसाठी काही सुचना. Suggestions for future improvements :  _____  _____  _____  _____  _____					
						<b>Signature</b>

## Feedback of Management on College



BHIWAPUR MAHAVIDYALAYA, BHIWAPUR  
(B Grade with 2.54 CGPA by NAAC Bengaluru)

### Feedback of Management on College

(BACKWARD CLASS YOUTH RELIEF COMMITTEE, KHAMLA, NAGPUR)

Internal Quality Assurance Mechanism aimed at Continuous Improvement for Academic Excellence and Results

Session - 2018-2019

Name: Smt. Sumanmala B. Mulak

Designation: President, BCYRC


Kindly rate the performance on the following attributes on four point scale

Strongly agree- 5.00 A	Agree- 4.00 B	Neither agree nor disagree- 3.00 C	Disagree- 2.00 D	Strongly disagree- 1.0 E
------------------------------	---------------------	--	------------------------	--------------------------------

Sr. No	Attributes	Marks				
		A	B	C	D	E
01	महाविद्यालय ज्या उद्दिष्टांसाठी सुरु केल्या गेले त्याची पूर्ती करते The college strives to fulfill the objectives for which it has been started.	✓				
02	शैक्षणिक प्रक्रियेव्यतिरिक्त महाविद्यालयीन विद्यार्थी, बौद्धिक सामाजिक व सांस्कृतिक कार्यक्रमात सहभागी होतात. Students of the college pursue intellectual, social and cultural programmes apart from being part of teaching-learning & evaluation processes.	✓				
03	महाविद्यालय प्रशासन आधुनिक पध्दतीने गुणात्मक शिक्षण (आय. सी.टी.) देण्यासाठी प्रोत्साहित करते. The Administration of the college encourages ICT in imparting quality education.		✓			
04	महाविद्यालयातील विद्यार्थ्यांना शिक्षणाव्यतिरिक्त, भारतातील तसेच जगातील बौद्धिक, सामाजिक व सांस्कृतिक वारसा जपण्यासाठी वेळोवेळी जागृत केल्या जाते. Apart from regular academic guidance students are sensitized towards intellectual, social and cultural heritage of India as well as the entire world from time to time.	✓				
05	महाविद्यालयातील प्रशासन व्यवस्था दृष्टीकोनात वचनबध्द आहे The Administration is committed in its outlook	✓				
06	महाविद्यालयातील शिक्षक हे संपोधन व अद्यावत ज्ञान ग्रहणाकरीता कार्यान्वीत आहे.					

	Faculty is inclined towards Research work and up-gradation of knowledge from time to time						
07	महाविद्यालय विद्यार्थ्यांना तसेच कर्मचाऱ्यांना खेळाची निगडीत पुरेशा सोयीसुविधा व संधी उपलब्ध करून देते Ample Sports infrastructural facilities and opportunities are available for the students and staff of the college.						
08	विद्यार्थ्यांना शासनाच्या मार्फत विविध विषयवृत्ती महाविद्यालय उपलब्ध करून देते Scholarship facilities are provided to the students through various Government schemes						
09	महाविद्यालयातील महिलांसाठी व विद्यार्थींसाठी वेगवेगळे प्रसाधनगृह आहे Separate washrooms are available for women faculty and girl students of the college						
10	महाविद्यालयातील होणाऱ्या विविध उपकरणाबाबत व्यवस्थापन समितीला माहिती दिली जात असते. Management is made aware of the day to day activities of the college.						
11	महाविद्यालयातील शिक्षकांना व विद्यार्थ्यांना ड्रेसकोड लागू केले आहे Dress code is implemented for the faculty as well as for the students						
12	महाविद्यालयीन कर्मचारी माहिती व संवाद तंत्रज्ञान(आय.सी.टी.) च्या ज्ञानाबाबत उत्तम व निपूण आहे. Staff of the college is well versed with ICT						
13	महाविद्यालयातील विद्यार्थ्यांना गुणात्मक शिक्षणाद्वारे रोजगार प्राप्त करण्यास महाविद्यालय तत्पर आहे The College indulges in its readiness in all areas to provide employment through quality education.						
14	महाविद्यालय गरीब व गरजू विद्यार्थ्यांकरिता विविध सरकारी योजना कार्यान्वित करते Implementation of various Government schemes for the poor and needy students						
15	शिक्षणाव्यतिरिक्त गावामध्ये व झोपडपट्ट्यामधील गरीब व गरजू लोकांकरिता सामाजिक उत्तरदायित्वानुसार संस्थात्मक सामाजिक जबाबदारी (आय. एस.आर.) च्या माध्यमातून महाविद्यालय विविध कल्याणात्मक कार्यक्रम राबविते Apart from imparting education, the college is active in its Institutional Social Responsibilities (ISR) towards the poor and the needy through its various outreach programmes.						

16	महाविद्यालयातील माजी विद्यार्थी भारतातील भविष्यातील सुजान नागरिकांना आकार देण्यास कार्य करतात Contribution of Alumni in promoting and shaping the future citizens of India	✓				
17	महाविद्यालयातील शिक्षक, विद्यार्थी व पालक महाविद्यालयाबाबत विश्वास संपादन करतात. Mutual trust, coordination and understanding among the teachers, students, parents and the alumni	✓				
18	विद्यार्थी व कर्मचाऱ्यांसाठी नशाबंदी कार्यक्रम महाविद्यालय राबवित आहे. De-addiction programmes are organized in its letter and spirit	✓				
19	महाविद्यालयीन परिसराचे हिरवळीकरण व सौंदर्यीकरण करण्यासाठी महाविद्यालय प्रयत्नरत आहे. Striving hard to keep the campus eco- friendly and green	✓				
20	महाविद्यालयांनी स्व-अर्थसहाय्य अभ्यासक्रम (सेल्फ फायनन्सील कोर्स) चालू केले आहे Self financed courses are implemented	✓				
21	विद्यापीठ अनुदान आयोगाच्या विविध योजनांचा फायदा विद्यार्थ्यांना पोहचत आहे Students are benefited by various schemes/projects of the University Grants Commission	✓				
22	विद्यार्थ्यांना शिक्षकांसोबतच संशोधन करण्यास प्रोत्साहित केल्या जाते. Students are continuously motivated to carry Research work with the faculty.	✓				
23	महाविद्यालयामध्ये विद्यार्थ्यांच्या शैक्षणिक कार्यमध्ये अत्याधुनिक तंत्रज्ञानाचा(आय.सी.टी.) वापर करण्यात येते Use of ICT in imparting quality education.	✓				
24	महाविद्यालय प्रोटेप्शियल एक्सलेन्स मिळविण्याकरीता प्रयत्न करत आहे. The Institution is striving for getting the status of College with Potential for Excellence.	✓				
25	महाविद्यालय सदैव महाविद्यालयाचे कार्यक्षेत्र व दृष्टीकोन लक्षात ठेवून कार्य करते. The college always bears in mind the mission and vision of the Institute.	✓				
26	ग्रंथालय व कार्यालय विभाग संगणकीकृत करण्यात आले आहे. Library and Administration departments are computerized.	✓				

27	महाविद्यालयात अद्यावत जिमनेषियमची व्यवस्था आहे Gym facility is available in the campus .	✓				
28	महाविद्यालय पूर्णता किंवा अंशता सौरउर्जावर किंवा अक्षय उर्जेवर चालते The College runs fully/ partially on Solar / Renewable energy	✓				
29	महाविद्यालयात सगळीकडे पाण्याची साठवण केल्या जाते. The College ensures water harvesting in the entire campus.	✓				
30	महाविद्यालयातील उपहारगृह सेवा विद्यार्थ्यांच्या आवश्यकतेनुसार व आरोग्याच्या दृष्टीने योग्य आहे. The canteen services are in tandem with requirements and health of the students.	✓				
31	कर्मचाऱ्यांच्या तक्रारी वेळोवेळी सोडविल्या जातात. Grievances' of the employees are addressed from time to time.	✓				
32	शिक्षकांना अद्यावत तंत्रज्ञानासह संगणक पुरविण्यात आलेले आहे. Faculties are provided computers with updated technology.	✓				
33	विद्यापीठाने दिलेल्या नियमावलीनुसार महिला तक्रार केंद्र कार्य करते. Women' s grievance cell functions in tandem with the rules laid down by the University.	✓				
34	भविष्यातील सुधारणांसाठी काही सुचना. Suggestions for future improvements :					
<hr/> <hr/> <hr/> <hr/> <hr/> <hr/> <hr/> <hr/>						
						 Signature



BHIWAPUR MAHAVIDYALAYA, BHIWAPUR  
(B Grade with 2.54 CGPA by NAAC Bengaluru)

**Feedback of Management on College**

(BACKWARD CLASS YOUTH RELIEF COMMITTEE, KHAMLA, NAGPUR)

Internal Quality Assurance Mechanism aimed at Continuous Improvement for Academic

Excellence and Results

Session – 2018-2019

Name: Shri Rajendra B. Mulak

Designation: Secretary, BCYRC

Kindly rate the performance on the following attributes on four point scale

Strongly agree- 5.00	Agree- 4.00	Neither agree nor disagree- 3.00	Disagree- 2.00	Strongly disagree- 1.0
A	B	C	D	E

Sr. No	Attributes	Marks				
		A	B	C	D	E
01	महाविद्यालय ज्या उद्दिष्टांसाठी सुरु केल्या गेले त्याची पूर्ती करते The college strives to fulfill the objectives for which it has been started.	✓				
02	शैक्षणिक प्रक्रियेव्यतिरिक्त महाविद्यालयीन विद्यार्थी, बौद्धिक सामाजिक व सांस्कृतिक कार्यक्रमात सहभागी होतात. Students of the college pursue intellectual, social and cultural programmes apart from being part of teaching-learning & evaluation processes.	✓				
03	महाविद्यालय प्रशासन आधुनिक पध्दतीने गुणात्मक शिक्षण (आय.सी.टी.) देण्यासाठी प्रोत्साहित करते. The Administration of the college encourages ICT in imparting quality education.	✓				
04	महाविद्यालयातील विद्यार्थ्यांना शिक्षणाव्यतिरिक्त, भारतातील तसेच जगातील बौद्धिक, सामाजिक व सांस्कृतिक वारसा जपण्यासाठी वेळोवेळी जागृत केल्या जाते. Apart from regular academic guidance students are sensitized towards intellectual, social and cultural heritage of India as well as the entire world from time to time .	✓				
05	महाविद्यालयातील प्रशासन व्यवस्था दृष्टीकोनात वचनबध्द आहे The Administration is committed in its outlook	✓				
06	महाविद्यालयातील शिक्षक हे संशोधन व अद्यावत ज्ञान ग्रहणाकरीता कार्यान्वीत आहे.					

	Faculty is inclined towards Research work and up-gradation of knowledge from time to time	✓				
07	महाविद्यालय विद्यार्थ्यांना तसेच कर्मचाऱ्यांना खेळाची निगडीत पुरेशा सोयीसुविधा व संधी उपलब्ध करून देते Ample Sports infrastructural facilities and opportunities are available for the students and staff of the college.		✓			
08	विद्यार्थ्यांना शासनाच्या मार्फत विविध शिष्यवृत्ती महाविद्यालय उपलब्ध करून देते Scholarship facilities are provided to the students through various Government schemes		✓			
09	महाविद्यालयातील महिलांसाठी व विद्यार्थिनींसाठी वेगवेगळे प्रसाधनगृह आहे Separate washrooms are available for women faculty and girl students of the college		✓			
10	महाविद्यालयातील होणाऱ्या विविध-उपकरणाबाबत व्यवस्थापन समितीला माहिती दिली जात असते. Management is made aware of the day to day activities of the college.			✓		
11	महाविद्यालयातील शिक्षकांना व विद्यार्थ्यांना ड्रेसकोड लागू केले आहे Dress code is implemented for the faculty as well as for the students		✓			
12	महाविद्यालयीन कर्मचारी माहिती व संवाद तंत्रज्ञान(आय.सी.टी.) च्या ज्ञानाबाबत उत्तम व निपूण आहे. Staff of the college is well versed with ICT			✓		
13	महाविद्यालयातील विद्यार्थ्यांना गुणात्मक शिक्षणाद्वारे रोजगार प्राप्त करण्यास महाविद्यालय तत्पर आहे The College indulges in its readiness in all areas to provide employment through quality education.		✓			
14	महाविद्यालय गरीब व गरजू विद्यार्थ्यांकरिता विविध सरकारी योजना कार्यान्वित करते Implementation of various Government schemes for the poor and needy students		✓			
15	शिक्षणाव्यतिरिक्त गावामध्ये व झोपडपट्ट्यामधील गरीब व गरजू लोकांकरिता सामाजिक उत्तरदायित्वानुसार संस्थात्मक सामाजिक जबाबदारी (आय. एस.आर.) च्या माध्यमातून महाविद्यालय विविध कल्याणात्मक कार्यक्रम राबविते Apart from imparting education, the college is active in its Institutional Social Responsibilities (ISR) towards the poor and the needy through its various outreach programmes.		✓			



16	महाविद्यालयातील माजी विद्यार्थी भारतातील भविष्यातील सुजान नागरिकांना आकार देण्यास कार्य करतात Contribution of Alumni in promoting and shaping the future citizens of India		✓			
17	महाविद्यालयातील शिक्षक, विद्यार्थी व पालक महाविद्यालयाबाबत विष्वास संपादन करतात. Mutual trust, coordination and understanding among the teachers, students, parents and the alumni		✓			
18	विद्यार्थी व कर्मचाऱ्यांसाठी नशाबंदी कार्यक्रम महाविद्यालय राबवित आहे. De-addiction programmes are organized in its letter and spirit	✓				
19	महाविद्यालयीन परिसराचे हिरवळीकरण व सौंदर्यीकरण करण्यासाठी महाविद्यालय प्रयत्नरत आहे. Striving hard to keep the campus eco- friendly and green	✓				
20	महाविद्यालयांनी स्व-अर्थसहाय्य अभ्यासक्रम (सेल्फ फायनन्सील कोर्स) चालू केले आहे Self financed courses are implemented	✓				
21	विद्यापीठ अनुदान आयोगाच्या विविध योजनांचा फायदा विद्यार्थ्यांना पोहचत आहे Students are benefited by various schemes/projects of the University Grants Commission	✓				
22	विद्यार्थ्यांना शिक्षकांसोबतच संसोधन करण्यास प्रोत्साहित केल्या जाते. Students are continuously motivated to carry Research work with the faculty.	✓				
23	महाविद्यालयामध्ये विद्यार्थ्यांच्या शैक्षणिक कार्यमध्ये अत्याधुनिक तंत्रज्ञानाचा(आय.सी.टी.) वापर करण्यात येते Use of ICT in imparting quality education.		✓			
24	महाविद्यालय प्रोटेप्शियल एक्सलेन्स मिळविण्याकरीता प्रयत्न करत आहे. The Institution is striving for getting the status of College with Potential for Excellence.	✓				
25	महाविद्यालय सदैव महाविद्यालयाचे कार्यक्षेत्र व दृष्टीकोन लक्षात ठेवून कार्य करते. The college always bears in mind the mission and vision of the Institute.	✓				
26	ग्रंथालय व कार्यालय विभाग संगणकीकृत करण्यात आले आहे. Library and Administration departments are computerized.		✓			





BHIWAPUR MAHAVIDYALAYA, BHIWAPUR  
(B Grade with 2.54 CGPA by NAAC Bengaluru)

**Feedback of Management on College**

(BACKWARD CLASS YOUTH RELIEF COMMITTEE, KHAMLA, NAGPUR)

Internal Quality Assurance Mechanism aimed at Continuous Improvement for Academic  
Excellence and Results

Session – 2018-2019

Name: Shri Yashraj R. Mulak

Designation: Treasurer, BCYRC


Kindly rate the performance on the following attributes on four point scale

Strongly agree- 5.00	Agree- 4.00	Neither agree nor disagree- 3.00	Disagree- 2.00	Strongly disagree- 1.0
A	B	C	D	E

Sr. No	Attributes	Marks				
		A	B	C	D	E
01	महाविद्यालय ज्या उद्दिष्टांसाठी सुरु केल्या गेले त्याची पूर्ती करते The college strives to fulfill the objectives for which it has been started.	✓				
02	शैक्षणिक प्रक्रियेव्यतिरिक्त महाविद्यालयीन विद्यार्थी, बौद्धिक सामाजिक व सांस्कृतिक कार्यक्रमात सहभागी होतात. Students of the college pursue intellectual, social and cultural programmes apart from being part of teaching-learning & evaluation processes.	✓				
03	महाविद्यालय प्रशासन आधुनिक पध्दतीने गुणात्मक शिक्षण (आय. सी.टी.) देण्यासाठी प्रोत्साहित करते. The Administration of the college encourages ICT in imparting quality education.		✓			
04	महाविद्यालयातील विद्यार्थ्यांना शिक्षणाव्यतिरिक्त, भारतातील तसेच जगातील बौद्धिक, सामाजिक व सांस्कृतिक वारसा जपण्यासाठी वेळोवेळी जागृत केल्या जाते. Apart from regular academic guidance students are sensitized towards intellectual, social and cultural heritage of India as well as the entire world from time to time.		✓			
05	महाविद्यालयातील प्रशासन व्यवस्था दृष्टीकोनात वचनबद्ध आहे The Administration is committed in its outlook	✓				
06	महाविद्यालयातील शिक्षक हे संशोधन व अद्यावत ज्ञान ग्रहणाकरीता कार्यान्वीत आहे.					

	Faculty is inclined towards Research work and up-gradation of knowledge from time to time	✓				
07	महाविद्यालय विद्यार्थ्यांना तसेच कर्मचाऱ्यांना खेळाची निगडीत पुरेशा सोयीसुविधा व संधी उपलब्ध करून देते Ample Sports infrastructural facilities and opportunities are available for the students and staff of the college.	✓				
08	विद्यार्थ्यांना शासनाच्या मार्फत विविध विषयवृत्ती महाविद्यालय उपलब्ध करून देते Scholarship facilities are provided to the students through various Government schemes	✓				
09	महाविद्यालयातील महिलांसाठी व विद्यार्थीनींसाठी वेगवेगळे प्रसाधनगृह आहे Separate washrooms are available for women faculty and girl students of the college	✓				
10	महाविद्यालयातील होणाऱ्या विविध उपक्रमाबाबत व्यवस्थापन समितीला माहिती दिली जात असते. Management is made aware of the day to day activities of the college.	✓				
11	महाविद्यालयातील शिक्षकांना व विद्यार्थ्यांना ड्रेसकोड लागू केले आहे Dress code is implemented for the faculty as well as for the students	✓				
12	महाविद्यालयीन कर्मचारी माहिती व संवाद तंत्रज्ञान(आय.सी.टी.) च्या ज्ञानाबाबत उत्तम व निपूण आहे. Staff of the college is well versed with ICT	✓				
13	महाविद्यालयातील विद्यार्थ्यांना गुणात्मक शिक्षणाद्वारे रोजगार प्राप्त करण्यास महाविद्यालय तत्पर आहे The College indulges in its readiness in all areas to provide employment through quality education.	✓				
14	महाविद्यालय गरीब व गरजू विद्यार्थ्यांकरिता विविध सरकारी योजना कार्यान्वित करते Implementation of various Government schemes for the poor and needy students	✓				
15	शिक्षणाव्यतिरिक्त गावामध्ये व झोपडपट्ट्यामधील गरीब व गरजू लोकांकरिता सामाजिक उत्तरदायित्वानुसार संस्थात्मक सामाजिक जबाबदारी (आय. एस.आर.) च्या माध्यमातून महाविद्यालय विविध कल्याणात्मक कार्यक्रम राबविते Apart from imparting education, the college is active in its Institutional Social Responsibilities (ISR) towards the poor and the needy through its various outreach programmes.	✓				

16	महाविद्यालयातील माजी विद्यार्थी भारतातील भविष्यातील सुजान नागरिकांना आकार देण्यास कार्य करतात Contribution of Alumni in promoting and shaping the future citizens of India	✓				
17	महाविद्यालयातील शिक्षक, विद्यार्थी व पालक महाविद्यालयाबाबत विश्वास संपादन करतात. Mutual trust, coordination and understanding among the teachers, students, parents and the alumni	✓				
18	विद्यार्थी व कर्मचाऱ्यांसाठी नशाबंदी कार्यक्रम महाविद्यालय राबवित आहे. De-addiction programmes are organized in its letter and spirit	✓				
19	महाविद्यालयीन परिसराचे हिरवळीकरण व सौंदर्यीकरण करण्यासाठी महाविद्यालय प्रयत्नरत आहे. Striving hard to keep the campus eco- friendly and green	✓				
20	महाविद्यालयांनी स्व-अर्थसहाय्य अभ्यासक्रम (सेल्फ फायनन्सील कोर्स) चालू केले आहे Self financed courses are implemented	✓				
21	विद्यापीठ अनुदान आयोगाच्या विविध योजनांचा फायदा विद्यार्थ्यांना पोहचत आहे Students are benefited by various schemes/projects of the University Grants Commission	✓				
22	विद्यार्थ्यांना शिक्षकांसोबतच संसोधन करण्यास प्रोत्साहित केल्या जाते. Students are continuously motivated to carry Research work with the faculty.	✓				
23	महाविद्यालयामध्ये विद्यार्थ्यांच्या शैक्षणिक कार्यमध्ये अत्याधुनिक तंत्रज्ञानाचा(आय.सी.टी.) वापर करण्यात येते Use of ICT in imparting quality education.	✓				
24	महाविद्यालय प्रोटेप्शियल एक्सलेन्स मिळविण्याकरीता प्रयत्न करत आहे. The Institution is striving for getting the status of College with Potential for Excellence.	✓				
25	महाविद्यालय सदैव महाविद्यालयाचे कार्यक्षेत्र व दृष्टीकोन लक्षात ठेवून कार्य करते. The college always bears in mind the mission and vision of the Institute.	✓				
26	ग्रंथालय व कार्यालय विभाग संगनकीकृत करण्यात आले आहे. Library and Administration departments are computerized.	✓				

27	महाविद्यालयात अद्यावत जिमनेषियमची व्यवस्था आहे Gym facility is available in the campus .	✓			
28	महाविद्यालय पूर्णता किंवा अंशता सौरउर्जावर किंवा अक्षय उर्जेवर चालते The College runs fully/ partially on Solar / Renewable energy		✓		
29	महाविद्यालयात सगळीकडे पाण्याची साठवण केल्या जाते. The College ensures water harvesting in the entire campus.		✓		
30	महाविद्यालयातील उपहारगृह सेवा विद्यार्थ्यांच्या आवश्यकतेनुसार व आरोग्याच्या दृष्टीने योग्य आहे. The canteen services are in tandem with requirements and health of the students.		✓		
31	कर्मचाऱ्यांच्या तक्रारी वेळोवेळी सोडविल्या जातात. Grievances' of the employees are addressed from time to time.		✓		
32	शिक्षकांना अद्यावत तंत्रज्ञानासह संगणक पुरविण्यात आलेले आहे. Faculties are provided computers with updated technology.		✓		
33	विद्यापीठाने दिलेल्या नियमावलीनुसार महिला तक्रार केंद्र कार्य करते. Women' s grievance cell functions in tandem with the rules laid down by the University.		✓		
34	भविष्यातील सुधारणांसाठी काही सुचना. Suggestions for future improvements :				
<hr/> <hr/> <hr/> <hr/> <hr/> <hr/> <hr/> <hr/>					
 Signature					

**JOB**  
**GEORGE**  
Digitally signed  
by JOB GEORGE  
Date: 2023.09.27  
13:01:08 +05'30'  
Principal  
Bhiwapur Mahavidyalaya,



BACKWARD CLASS YOUTH RELIEF COMMITTEE'S  
**BHIWAPUR MAHAVIDYALAYA**

BHIWAPUR DIST. NAGPUR- 441201  
ACCREDITED WITH GRADE 'B' (CGPA-2.54) BY NAAC, BENGALURU  
ISO-9001:2015

**INDEX OF FEEDBACK ANALYSIS**  
Academic Session 2018-2019

S. No	Particulars	Action Taken Reports (Yes/ No)	Any Other
1	<ul style="list-style-type: none"><li>Students' Feedback (Bachelor of Arts, Bachelor of Commerce and Bachelor of Science)</li><li>Students' Feedback on Teaching, Learning and Evaluation</li><li>Students' Feedback on the Institution</li></ul>	Yes	<ul style="list-style-type: none"><li>Appreciation Letters</li><li>Advisory Letters</li></ul>
2	Teachers Teachers' Feedback on College	Yes	-
3	Alumni	Yes	-
4	Parents	Yes	-
5	Non-Teaching Staff	Yes	-
6	Management	Yes	-



BACKWARD CLASS YOUTH RELIEF COMMITTEE'S  
**BHIWAPUR MAHAVIDYALAYA**

BHIWAPUR DIST. NAGPUR- 441201

ACCREDITED WITH GRADE 'B' (CGPA-2.54) BY NAAC, BENGALURU

ISO-9001:2015

**29 June 2019**

**To Whom So Ever It May Concern**

The Feedback Mechanism provides Quantifiable and Qualitative measures for improvisation in the Teaching-Learning process. The Feedback taken stands futile if Action Taken Report is not executed in time. The following Feedback forms have been received: Feedback of students on teachers, Students' Feedback on College, Teachers' Feedback on College, Feedback of Non-Teaching Staff on College, Parents' Feedback on College, Feedback of Alumni on College and the Feedback of Management on College.

Some of the highlights of the Feedback are as given below:

A graphical representation of the responses has been noted as per the Likert Scale of 'Strongly Agree', 'Agree', 'Neither Agree' nor 'Disagree', 'Disagree', 'Strongly Disagree'. Some stray responses of 'Strongly Disagree' for a few questions mentioned in the graph have been taken up for analysis.

The Action Taken Report below as per the responses given illustrates a complete analysis of the Feedback given. Feedback in the form of skepticism in the system and pedagogical approaches could initiate lacunae in imparting quality education. To introspect on the Feedback, and accordingly plan the dissemination of knowledge is the prime concern and priority for the Institution as per the Vision, Mission, Core Values and Quality Policy.

The Institution believes in the competency of its faculty and provides opportunities to the faculties to update their pedagogical approaches. The faculties have taken the Feedback from the students very seriously and the Institution with its mechanisms ensures to bring out positive results. Advisory letters have been extended for further improvisations and Appreciation Letters expressing gratitude for the services extended by the faculty.

The Feedback along with the Action Taken Reports has been placed in the meeting of the College Development Committee. A copy has been forwarded to the Management for their perusal.

Note – Copy of Advisory and Appreciation Letters as Appendix –I

Yours truly

Dr. Motiraj Chavhan

(Member Secretary, Feedback Committee)





BACKWARD CLASS YOUTH RELIEF COMMITTEE'S  
**BHIWAPUR MAHAVIDYALAYA**

BHIWAPUR DIST. NAGPUR- 441201  
ACCREDITED WITH GRADE 'B' (CGPA-2.54) BY NAAC, BENGALURU  
ISO-9001:2015

**Action Taken Report on Feedback from Students on Teachers**  
**Academic Session: 2018-2019**

The Feedback Mechanism provides Quantifiable and Qualitative measures for improvisation in the Teaching-Learning process. The entire process will be a futile attempt without proper actions being executed to bring out the desired results on improvisations.

Some of the observations made in the Feedback on an average are as follows:

A graphical representation of the responses has been noted as per the Likert Scale of 'Strongly Agree', 'Agree', 'Neither Agree' nor 'Disagree', 'Disagree', 'Strongly Disagree'.

**Findings:**

The graph points out at some stray responses of 'Strongly Disagree' for Question No.06-The ICT in the form of Web sources and Power Point Presentations are a regular feature of the classroom.

**Action Taken Report**

The Action Taken Report below gives the complete analysis of individual teachers which due to confidentiality has been conveyed in an amiable manner.

- The faculty was apprised of the responses and was asked to take the Feedback responses seriously as it could affect the learners' psyche.
- Secondly, such incidents could also trigger disbelief in the education system.
- A training programme on the 'Benefits of Power Point Presentation in the Classroom' has been planned in the Academic Session 2019-2020.

The faculties have taken the Feedback from the students very seriously and the Institution with its Mechanisms ensures to bring out positive results. The Institution believes in the competency of its faculty and provides opportunities to the faculties to update their pedagogical approaches. An in-house training programme is expected to bring in more positive results in the upcoming Feedback.

Compiled and submitted by -  
Dr. Motiraj Chavhan  
(Member Secretary, Feedback Committee)



BACKWARD CLASS YOUTH RELIEF COMMITTEE'S  
**BHIWAPUR MAHAVIDYALAYA**

BHIWAPUR DIST. NAGPUR- 441201

ACCREDITED WITH GRADE 'B' (CGPA-2.54) BY NAAC, BENGALURU

ISO-9001:2015

**Action Taken Report on Feedback from Students on College  
Academic Session – 2018 - 2019**

The Feedback Mechanism provides Quantifiable and Qualitative measures for improvisation in the Teaching-Learning process. The entire process will be a futile attempt without proper actions being executed to bring out the desired results on improvisations.

Some of the observations made in the Feedback on an average are as follows:

A graphical representation of the responses has been noted as per the Likert Scale of 'Strongly Agree', 'Agree', 'Neither Agree' nor 'Disagree', 'Disagree', 'Strongly Disagree'.

**Findings:**

The graph points out at some stray responses of 'Strongly Disagree' for the following Questions as given in the Feedback Forms.

- Question No.20- The food provided in the Canteen is economical and of good quality as per the standards prescribed
- Question No. 27- Sufficient Teaching and Office staff is available.

**Action Taken Report**

The Feedback on the food served in the Canteen and the issues related to the economical pricing of food items has been seriously deliberated upon. The agreement of outsourcing has been taken into consideration and will be revised to accommodate the issues raised by the students. The Feedback related to Question No.27 on the availability of staff has been deliberated upon and the authorities concerned have been notified and until the approval for permanent staff is received, staff on Adhoc /Clock Hour/ Contractual basis will be recruited. The appointments of the staff- both teaching and Office staff, are pending with the competent authorities. The Offices of the Principal and the Management are closely pursuing the matter.

The Institution is obliged to cater to students' needs and the authorities concerned have taken into cognizance and have assured to do the needful in this regard.

Compiled and submitted by -  
Dr. Motiraj Chavhan  
(Member Secretary, Feedback Committee)



BACKWARD CLASS YOUTH RELIEF COMMITTEE'S  
**BHIWAPUR MAHAVIDYALAYA**

BHIWAPUR DIST. NAGPUR- 441201

ACCREDITED WITH GRADE 'B' (CGPA-2.54) BY NAAC, BENGALURU  
ISO-9001:2015

**Action Taken Report on Feedback from Non-teaching staff on College  
Academic Session 2018 - 2019**

The Feedback Mechanism provides Quantifiable and Qualitative measures for improvisation in the Teaching-Learning process. The entire process will be a futile attempt without proper actions being executed to bring out the desired results on improvisations.

Some of the observations made in the Feedback on an average are as follows:

A graphical representation of the responses has been noted as per the Likert Scale of 'Strongly Agree', 'Agree', 'Neither Agree' nor 'Disagree', 'Disagree', 'Strongly Disagree'. The graph points out overall positive response from the non-teaching faculty members of the College.

**Findings:**

All the non-teaching faculty members strongly agreed with the facilities provided and the activities undertaken for them.

**Action Taken Report**

The Feedback given is highly appreciated and it will be binding on the Institution to carry forward the congenial work environment for the growth and development of the Institution and its stakeholders.

Compiled and submitted by

Dr. Motiraj R Chavhan  
(Member Secretary, Feedback Committee)



BACKWARD CLASS YOUTH RELIEF COMMITTEE'S  
**BHIWAPUR MAHAVIDYALAYA**

BHIWAPUR DIST. NAGPUR- 441201  
ACCREDITED WITH GRADE 'B' (CGPA-2.54) BY NAAC, BENGALURU  
ISO-9001:2015

**Action Taken Report on Feedback from Teachers on College  
Academic Session: 2018 - 2019**

The Feedback Mechanism provides Quantifiable and Qualitative measures for improvisation in the Teaching-Learning process. The entire process will be a futile attempt without proper actions being executed to bring out the desired results on improvisations.

Some of the observations made in the Feedback on an average are as follows:

A graphical representation of the responses has been noted as per the Likert Scale of 'Strongly Agree', 'Agree', 'Neither Agree' nor 'Disagree', 'Disagree', 'Strongly Disagree'.

**Findings:**

The graph points out at some stray responses of 'Neither Agree' 'Nor Disagree' for Question No. 3- Course- Content is followed by corresponding reference materials.

**Remarks and Suggestions**

Requirement-

- Addition to the existing stock of Reference Books in the Central Library.

**Action Taken Report**

Though the responses in the Feedback are ambiguous in nature, we have taken cognizance of the same. A proposal has been made to be placed before the College Management Committee. As per the budgetary provisions of the Institution, the requisite Reference materials will be made available for the faculty.

Compiled and submitted by

Dr. Motiraj R Chavhan  
(Member Secretary, Feedback Committee)



BACKWARD CLASS YOUTH RELIEF COMMITTEE'S  
**BHIWAPUR MAHAVIDYALAYA**

BHIWAPUR DIST. NAGPUR- 441201

ACCREDITED WITH GRADE 'B' (CGPA-2.54) BY NAAC, BENGALURU

ISO-9001:2015

**Action Taken Report on Feedback from Alumni on College  
Academic Session 2018 - 2019**

The Feedback Mechanism provides Quantifiable and Qualitative measures for improvisation in the Teaching-Learning process. The entire process will be a futile attempt without proper actions being executed to bring out the desired results on improvisations.

Some of the observations made in the Feedback on an average are as follows:

A graphical representation of the responses has been noted as per the Likert Scale of 'Strongly Agree', 'Agree', 'Neither Agree' nor 'Disagree', 'Disagree', 'Strongly Disagree'.

**Findings-**

The graph points out at some stray responses of 'Strongly Disagree' for

Question No.6-ICT in the form of Web sources and Power Point Presentations are a regular feature of the classroom.

**Action Taken Report**

The responses to the Question on the use of ICT resources have some stray responses of 'Strongly Disagree'. However, the Institution takes every response as a parameter for further improvements in Quality sustenance. Keeping in view the responses a Training Programme on the 'Benefits of Power Point Presentation in the Classroom' has been planned in the Academic Session 2019-2020.

The Institution believes in the competency of its faculty and organizes and takes every opportunity for the enhancement of their skills to update their pedagogical approaches. An in-house Training Programme is expected to bring in more positive results in the upcoming Feedback.

Compiled and submitted by

Dr. Motiraj R Chavhan

(Member Secretary, Feedback Committee)



BACKWARD CLASS YOUTH RELIEF COMMITTEE'S  
**BHIWAPUR MAHAVIDYALAYA**

BHIWAPUR DIST. NAGPUR- 441201

ACCREDITED WITH GRADE 'B' (CGPA-2.54) BY NAAC, BENGALURU

ISO-9001:2015

**Action Taken Report for Feedback from Parents on College  
Academic Session 2018 - 2019**

The Feedback Mechanism provides Quantifiable and Qualitative measures for improvisation in the Teaching-Learning process. The entire process will be a futile attempt without proper actions being executed to bring out the desired results on improvisations.

Some of the observations made in the Feedback on an average are as follows:

A graphical representation of the responses has been noted as per the Likert Scale of 'Strongly Agree', 'Agree', 'Neither Agree' nor 'Disagree', 'Disagree', 'Strongly Disagree'.

**Findings -**

The graph points out at some stray responses of 'Strongly Disagree' for Question No.11-They were satisfied with the placement and employment opportunities provided by the college.

**Action Taken Report**

The responses to the Question on the satisfaction level with the placement and employment opportunities provided by the College were a few strays in nature but the Institution has taken cognizance of the responses as it supports the Institution in improving the quality of dissemination. The Institution runs Certificate Courses to aid in students' skills and preparedness for employability. We feel adding short skill developing courses will open more job opportunities and we are working on this concept. We have developed our brain child programme known as 'One Student One Skill Programme' (OSOSP), which will host around some 22 identified and Certified Courses from the affiliated University.

The Institution is committed to the overall development of the students in preparing them for life.

Compiled and submitted by

Dr. Motiraj R Chavhan  
(Member Secretary, Feedback Committee)



BACKWARD CLASS YOUTH RELIEF COMMITTEE'S

# BHIWAPUR MAHAVIDYALAYA

BHIWAPUR DIST. NAGPUR- 441201

ACCREDITED WITH GRADE 'B' (CGPA-2.54) BY NAAC, BENGALURU  
ISO-9001:2015

## Action Taken Report for Feedback from Management on College Academic Session – 2018 - 2019

The Feedback Mechanism provides Quantifiable and Qualitative measures for improvisation in the Teaching-Learning process. The entire process will be a futile attempt without proper actions being executed to bring out the desired results on improvisations.

Some of the observations made in the Feedback on an average are as follows:

A graphical representation of the responses has been noted as per the Likert Scale of 'Strongly Agree', 'Agree', 'Neither Agree' nor 'Disagree', 'Disagree', 'Strongly Disagree'. The graph does not point out any stray responses of strongly disagree for any question.

### Action Taken Report

After analyzing the Management's Feedback, it has been interpreted that the Management is satisfied with the Institution's performance. The response given in the Feedback by the Management has been received in good stead. It has been conveyed to all the stakeholders and have been asked to progress in the direction to accomplish the vision and mission of the Institute.

Compiled and submitted by

Dr. Motiraj R Chavhan  
(Member Secretary, Feedback Committee)

**JOBİ  
GEORGE**

Digitally signed by JOBI GEORGE  
DN: c=IN, o=PERSONAL,  
pseudonym=3a8980bc170242dc92330fd65dc8f69e,  
2.5.4.20=fa70301aa4dd11604cf952ca3e687d677dd56  
3b72fd75fc5c18d8053ff51967d, postalCode=441203,  
st=MAHARASHTRA,  
serialNumber=ebb27458cc918b4a76ebef2d58e01e8cf  
eae03a94adfcced5f7f000d3229ebd5, cn=JOBI  
GEORGE  
Date: 2023.01.18 17:26:04 +05'30'

Principal  
Bhiwapur Mahavidyalaya  
Bhiwapur, Dist.-Nagpur

Backward Class Youth Relief Committee's  
**Bhiwapur Mahavidyalaya, Bhiwapur**  
Dist - Nagpur, Maharashtra 441201

**CRITERION I**  
**CURRICULAR ASPECTS**

**1.4 Feedback System**

**Session 2019-20**



29/06/2020

To

The Principal  
Bhiwapur Mahavidyalaya  
Bhiwapur

Subject: Feedback Analysis and Action Taken Report for your perusal.

Dear Sir,


This is with reference to the Feedback Committee's assignment on collecting Feedback from all the Stakeholders and generating an Analysis Report for the session 2019-2020.

The Committee along with its Members has collected the Feedback from Students of Bachelor of Arts, Bachelor of Commerce, Bachelor of Science, Bachelor of Vocation, and Master of Arts – Economics, Political Science and Sociology.

The various categories under which the Feedback has been collected is as follows:


1. Feedback from Students on College
2. Feedback from Students on Teachers
3. Feedback from Teachers
4. Feedback from Alumni
5. Feedback from Parents
6. Feedback from Non- teaching Staff
7. Feedback from Management
8. Visitors Feedback

I, on behalf of the Committee is hereby submitting the Feedback Analysis to be forwarded to the concerned for further action in this regard.

  
Dr. Mangesh V Kadu  
Member Secretary, Feedback Committee  
& IQAC Coordinator

**IQAC**  
Co-ordinator  
Bhiwapur Mahavidyalaya,  
Bhiwapur, Dist-Nagpur



  
PRINCIPAL  
Bhiwapur Mahavidyalaya  
Bhiwapur, Dist. Nagpur

Enclosed- Feedback Analysis – 2019-2020



BACKWARD CLASS YOUTH RELIEF COMMITTEE'S  
**BHIWAPUR MAHAVIDYALAYA**

BHIWAPUR DIST. NAGPUR- 441201  
ACCREDITED WITH GRADE 'B' (CGPA-2.54) BY NAAC, BENGALURU  
ISO-9001:2015

28 November 2020

**To Whom So Ever It May Concern**

**Covering Letter for Feedback Analysis**

The feedback mechanism provides Quantifiable and Qualitative measures for improvisation in the Teaching – Learning process. It stands impoverished without proper actions being executed to bring the desired results on improvisations. The following feedbacks forms have been received: Feedback of students on teachers, Students Feedback on College, Teachers Feedback on College, Non-Teaching Staff on College.

Some of the observations made in the feedback on an average are as follows:

A graphical representation of the responses has been noted as per the Likert Scale of Strongly Agree, Agree, Neither Agree nor Disagree, Disagree, Strongly Disagree. The graph points out at some stray responses of strongly disagree for a few questions. The Action Taken Report below gives the complete analysis of individual teachers which due to confidentiality has been conveyed in an amiable manner.

- The faculty was apprised of the responses and was asked to take the feedback responses seriously as it could affect the learners' psyche.
- Feedback in the form of scepticism in the system and pedagogical approaches could initiate lacunae in imparting quality education.
- To introspect on the Feedback, and accordingly plan the dissemination of knowledge is the prime concern and priority for the Institution as per the Vision, Mission, Core Values and Quality Policy.

**Conclusion**

The faculties have taken the feedback from the students very seriously and the Institution with its mechanisms ensures to bring out positive results. The Institution believes in the competency of its faculty and provides opportunities to the faculties to update their pedagogical approaches. Advisory letters have been extended for further improvisations and Appreciation Letters expressing gratitude for the services extended by the faculty.

The Feedback along with the Action Taken Reports has been placed in the meeting of the College Development Committee/ Local Management Committee. A copy has been forwarded to the Management for their perusal.

Note – Copy of Advisory and Appreciation Letters as Appendix –II

Yours truly

Dr. Mangesh Kadu

Place - Bhiwapur

Date - 28/11/2020

**Action Taken Report for Feedback from Students**  
**Session – 2019 - 2020**

The feedback mechanism provides Quantifiable and Qualitative measures for improvisation in the Teaching – Learning process. It stands impoverished without proper actions being executed to bring the desired results on improvisations.

Some of the observations made in the feedback on an average are as follows:

A graphical representation of the responses has been noted as per the Likert Scale of Strongly Agree, Agree, Neither Agree nor Disagree, Disagree, Strongly Disagree.

The Action Taken Report below gives the complete analysis of individual teachers which due to confidentiality has been conveyed in an amiable manner.

- a. The faculty was apprised of the responses and was asked to take the feedback responses seriously as it could affect the learners' psyche.
- b. Secondly such incidents could also trigger disbelief in the education system.

**Conclusion**

The faculties have taken the feedback from the students very seriously and the Institution with its mechanisms ensures to bring out positive results. The Institution believes in the competency of its faculty and provides opportunities to the faculties to update their pedagogical approaches.



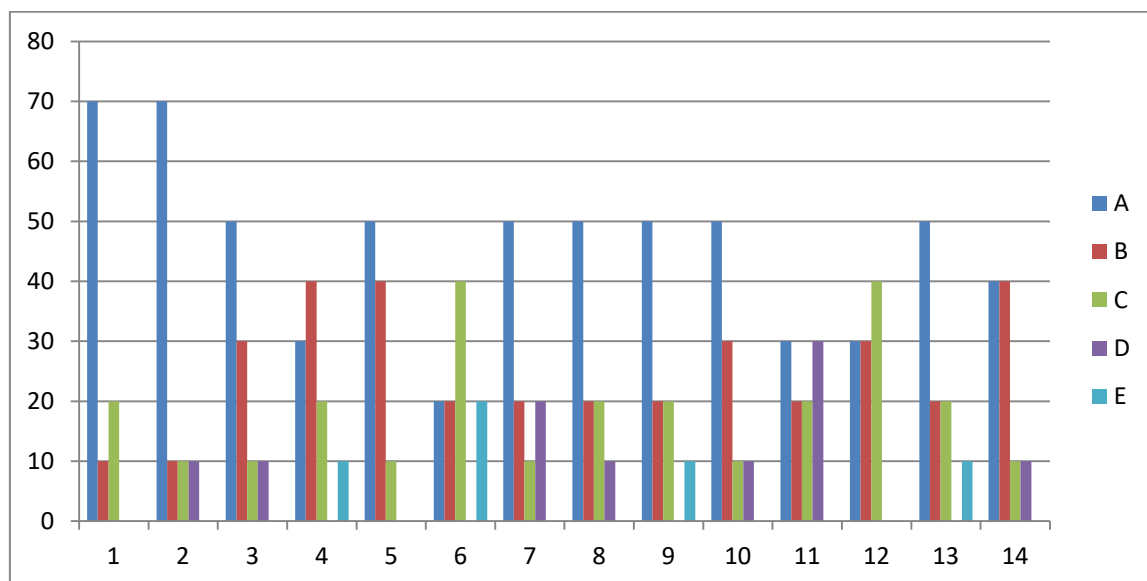
BACKWARD CLASS YOUTH RELIEF COMMITTEE'S  
**BHIWAPUR MAHAVIDYALAYA**

BHIWAPUR DIST. NAGPUR- 441201  
ACCREDITED WITH GRADE 'B' (CGPA-2.54) BY NAAC, BENGALURU  
ISO-9001:2015

**Academic Session – 2019-20**  
**Feedback from students on Teaching Learning and Evaluation**  
**Bachelor of Science**  
**Feedback Analysis**

Learners have given their Responses on a 5 -point Likert Scale for-

Option A- Strongly agree-	2.29
Option B- Agree-	1.25
Option C- Neither agree nor disagree -	0.93
Option D- Disagree-	0.36
Option E- Strongly disagree-	0.18



On X-axis – Question number

On Y-axis- Response in %

- A- Strongly agree
- B- Agree
- C- Neither agree nor disagree
- D- Disagree
- E- Strongly disagree

For question 1- 70% students strongly agreed, 10% agreed and 20% neither agreed nor disagreed.

**Interpretation-** 70% students strongly agreed, 10% agreed and 20% neither agreed nor disagreed that they understand the depth of the course.

For question 2- 70% students strongly agreed, 10% agreed, 10% neither agreed nor disagreed and 10% disagreed.

**Interpretation-** 70% students strongly agreed, 10% agreed, 10% neither agreed nor disagreed and 10% disagreed that extent of coverage of course taught by teacher.

For question 3- 50% students strongly agreed, 30% agreed, 10% neither agreed nor disagreed and 10% disagreed.

**Interpretation-** 50% students strongly agreed, 30% agreed, 10% neither agreed nor disagreed and 10% disagreed that the ability of the teacher to relate the topic with current situation.

For question 4- 30% students strongly agreed, 40% agreed, 20% neither agreed nor disagreed and 10% strongly disagreed.

**Interpretation-** 30% students strongly agreed, 40% agreed, 20% neither agreed nor disagreed and 10% strongly disagreed that the entire syllabus is completed in the stipulated time frame.

For question 5- 50% students strongly agreed, 40% agreed and 10% neither agreed nor disagreed.

**Interpretation-** 50% students strongly agreed, 40% agreed and 10% neither agreed nor disagreed that teachers are punctual and regular in taking practical and tutorial classes.

For question 6- 20% students strongly agreed, 20% agreed, 40% neither agreed nor disagreed and 20% strongly disagreed.

**Interpretation-** 20% students strongly agreed, 20% agreed, 40% neither agreed nor disagreed and 20% strongly disagreed that the ICT in the form of web sources, power point presentations are a regular feature of the classroom.

For question 7- 50% students strongly agreed, 20% agreed, 10% neither agreed nor disagreed and 20% disagreed.

**Interpretation-** 50% students strongly agreed, 20% agreed, 10% neither agreed nor disagreed and 20% disagreed that explanation of textual reading material with clarity and relevance.

For question 8- 50% students strongly agreed, 20% agreed, 20% neither agreed nor disagreed and 10% disagreed.

**Interpretation-** 50% students strongly agreed, 20% agreed, 20% neither agreed nor disagreed and 10% disagreed that information regarding additional reading sources is given.

For question 9- 50% students strongly agreed, 20% agreed, 20% neither agreed nor disagreed and 10% strongly disagreed.

**Interpretation-** 50% students strongly agreed, 20% agreed, 20% neither agreed nor disagreed and 10% strongly disagreed that values are taught from the prescribed syllabus in terms of knowledge, concepts, manual skills, analytical abilities and broadening perspectives.

For question 10- 50% students strongly agreed, 30% agreed, 10% neither agreed nor disagreed and 10% disagreed.

**Interpretation-** 50% students strongly agreed, 30% agreed, 10% neither agreed nor disagreed and 10% disagreed that periodical assessments are conducted as per the given schedule.

For question 11- 30% students strongly agreed 20% agreed, 20% neither agreed nor disagreed and 30% disagreed.

**Interpretation-** 30% students strongly agreed 20% agreed, 20% neither agreed nor disagreed and 30% disagreed that evaluation is fair and unbiased.

For question 12- 30% students strongly agreed, 30% agreed and 40% neither agreed nor disagreed.

**Interpretation-** 30% students strongly agreed, 30% agreed and 40% neither agreed nor disagreed that regular and timely feedback is given for further improvement.

For question 13- 50% students strongly agreed 20% agreed, 20% neither agreed nor disagreed and 10% strongly disagreed.

**Interpretation-** 50% students strongly agreed 20% agreed, 20% neither agreed nor disagreed and 10% strongly disagreed that teachers are accessible even after lectures.

For question 14- 40% students strongly agreed 40% agreed, 10% neither agreed nor disagreed and 10% disagreed.

**Interpretation-** 40% students strongly agreed 40% agreed, 10% neither agreed nor disagreed and 10% disagreed that teachers are instrumental in personality development of the students.



BACKWARD CLASS YOUTH RELIEF COMMITTEE'S  
**BHIWAPUR MAHAVIDYALAYA**

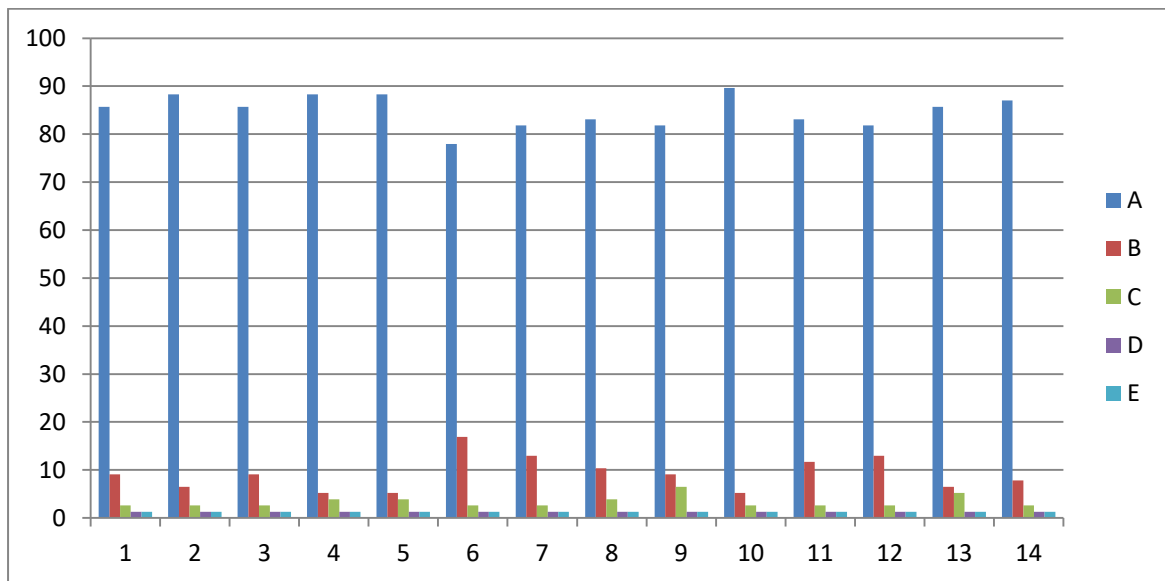
BHIWAPUR DIST. NAGPUR- 441201  
ACCREDITED WITH GRADE 'B' (CGPA-2.54) BY NAAC, BENGALURU  
ISO-9001:2015

**Academic Session – 2019-20**  
**Feedback from students on Teaching Learning and Evaluation**  
**Bachelor of Commerce- I**

**Feedback Analysis**

Learners have given their Responses on a 5 -point Likert Scale for-

Option A- Strongly agree-	4.24
Option B- Agree-	0.46
Option C- Neither agree nor disagree -	0.17
Option D- Disagree-	0.07
Option E- Strongly disagree-	0.06



On X-axis – Question number

On Y-axis- Response in %

- A- Strongly agree
- B- Agree
- C- Neither agree nor disagree
- D- Disagree
- E- Strongly disagree

For question 1 – 86% students strongly agreed, 9% agreed, 3% neither agreed nor disagreed, 1% disagreed and 1% strongly disagreed.

**Interpretation-** 86% students strongly agreed, 9% agreed, 3% neither agreed nor disagreed, 1% disagreed and 1% strongly disagreed that they understand the depth of the course.

For question 2- 88% students strongly agreed, 7% agreed, 3% neither agreed nor disagreed, 1% disagreed and 1% strongly disagreed.

**Interpretation-** 88% students strongly agreed, 7% agreed, 3% neither agreed nor disagreed, 1% disagreed and 1% strongly disagreed that extent of coverage of course taught by teacher.

For question 3- 86% students strongly agreed, 9% agreed, 3% neither agreed nor disagreed, 1% disagreed and 1% strongly disagreed.

**Interpretation-** 86% students strongly agreed, 9% agreed, 3% neither agreed nor disagreed, 1% disagreed and 1% strongly disagreed that the ability of the teacher to relate the topic with current situation.

For question 4- 89% students strongly agreed, 5% agreed, 4% neither agreed nor disagreed, 1% disagreed and 1% strongly disagreed.

**Interpretation-** 89% students strongly agreed, 5% agreed, 4% neither agreed nor disagreed, 1% disagreed and 1% strongly disagreed that the entire syllabus is completed in the stipulated time frame.

For question 5- 89% students strongly agreed, 5% agreed, 4% neither agreed nor disagreed, 1% disagreed and 1% strongly disagreed.

**Interpretation-** 89% students strongly agreed, 5% agreed, 4% neither agreed nor disagreed, 1% disagreed and 1% strongly disagreed that teachers are punctual and regular in taking practical and tutorial classes.

For question 6- 78% students strongly agreed, 17% agreed, 3% neither agreed nor disagreed, 1% disagreed and 1% strongly disagreed.

**Interpretation-** 78% students strongly agreed, 17% agreed, 3% neither agreed nor disagreed, 1% disagreed and 1% strongly disagreed that the ICT in the form of web sources, power point presentations are a regular feature of the classroom.

For question 7- 82% students strongly agreed, 13% agreed, 3% neither agreed nor disagreed, 1% disagreed and 1% strongly disagreed.

**Interpretation-** 82% students strongly agreed, 13% agreed, 3% neither agreed nor disagreed, 1% disagreed and 1% strongly disagreed that explanation of textual reading material with clarity and relevance

For question 8- 83% students strongly agreed, 11% agreed, 4% neither agreed nor disagreed, 1% disagreed and 1% strongly disagreed.



**Interpretation-** 83% students strongly agreed, 11% agreed, 4% neither agreed nor disagreed, 1% disagreed and 1% strongly disagreed that information regarding additional reading sources is given.

For question 9- 82% students strongly agreed, 9% agreed, 7% neither agreed nor disagreed, 1% disagreed and 1% strongly disagreed.

**Interpretation-** 82% students strongly agreed, 9% agreed, 7% neither agreed nor disagreed, 1% disagreed and 1% strongly disagreed that values are taught from the prescribed syllabus in terms of knowledge, concepts, manual skills, analytical abilities and broadening perspectives.

For question 10- 90% students strongly agreed, 5% agreed, 3% neither agreed nor disagreed, 1% disagreed and 1% strongly disagreed.

**Interpretation-** 90% students strongly agreed, 5% agreed, 3% neither agreed nor disagreed, 1% disagreed and 1% strongly disagreed that periodical assessments are conducted as per the given schedule.

For question 11- 83% students strongly agreed, 12% agreed, 3% neither agreed nor disagreed, 1% disagreed and 1% strongly disagreed.

**Interpretation-** 83% students strongly agreed, 12% agreed, 3% neither agreed nor disagreed, 1% disagreed and 1% strongly disagreed that evaluation is fair and unbiased.

For question 12- 82% students strongly agreed, 13% agreed, 3% neither agreed nor disagreed, 1% disagreed and 1% strongly disagreed.

**Interpretation-** 82% students strongly agreed, 13% agreed, 3% neither agreed nor disagreed, 1% disagreed and 1% strongly disagreed that regular and timely feedback is given for further improvement.

For question 13- 86% students strongly agreed, 7% agreed, 5% neither agreed nor disagreed, 1% disagreed and 1% strongly disagreed.

**Interpretation-** 86% students strongly agreed, 7% agreed, 5% neither agreed nor disagreed, 1% disagreed and 1% strongly disagreed that teachers are accessible even after lectures.

For question 14- 87% students strongly agreed, 8% agreed, 3% neither agreed nor disagreed, 1% disagreed and 1% strongly disagreed.

**Interpretation-** 87% students strongly agreed, 8% agreed, 3% neither agreed nor disagreed, 1% disagreed and 1% strongly disagreed that teachers are instrumental in personality development of the students.



BACKWARD CLASS YOUTH RELIEF COMMITTEE'S  
**BHIWAPUR MAHAVIDYALAYA**

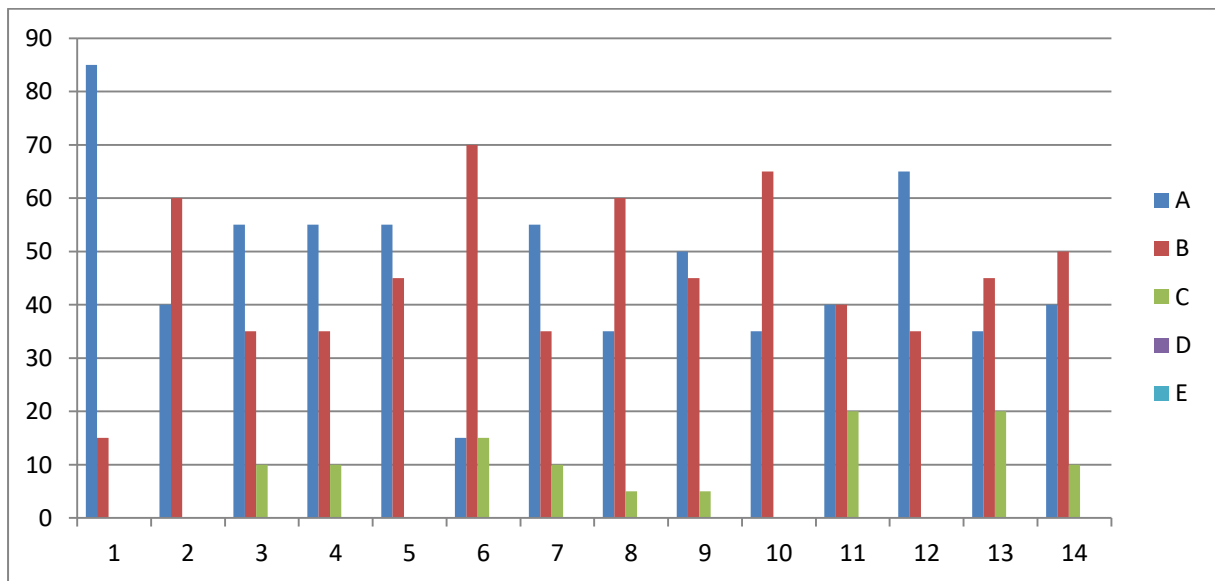
BHIWAPUR DIST. NAGPUR- 441201  
ACCREDITED WITH GRADE 'B' (CGPA-2.54) BY NAAC, BENGALURU  
ISO-9001:2015

**Academic Session – 2019-20**  
**Feedback from students on Teaching Learning and Evaluation**  
**Bachelor of Commerce-III**

**Feedback Analysis**

Learners have given their Responses on a 5 -point Likert Scale for-

Option A- Strongly agree-	2.36
Option B- Agree-	2.27
Option C- Neither agree nor disagree -	0.37
Option D- Disagree-	0.00
Option E- Strongly disagree-	0.00



On X-axis – Question number

On Y-axis- Response in %

- A- Strongly agree
- B- Agree
- C- Neither agree nor disagree
- D- Disagree
- E- Strongly disagree

For question 1 – 85% students strongly agreed and 15% agreed.

**Interpretation-** 85% students strongly agreed and 15% agreed that they understand the depth of the course.

For question 2- 40% students strongly agreed and 60% agreed.

**Interpretation-** 40% students strongly agreed and 60% agreed that extent of coverage of course taught by teacher.

For question 3- 55% students strongly agreed, 35% agreed and 10% neither agreed nor disagreed.

**Interpretation-** 55% students strongly agreed, 35% agreed and 10% neither agreed nor disagreed that the ability of the teacher to relate the topic with current situation.

For question 4- 55% students strongly agreed, 35% agreed and 10% neither agreed nor disagreed.

**Interpretation-** 55% students strongly agreed, 35% agreed and 10% neither agreed nor disagreed that the entire syllabus is completed in the stipulated time frame.

For question 5- 55% students strongly agreed and 45% agreed.

**Interpretation-** 55% students strongly agreed and 45% agreed that teachers are punctual and regular in taking practical and tutorial classes.

For question 6- 15% students strongly agreed, 70% agreed and 15% neither agreed nor disagreed.

**Interpretation-** 15% students strongly agreed, 70% agreed and 15% neither agreed nor disagreed that the ICT in the form of web sources, power point presentations are a regular feature of the classroom.

For question 7- 55% students strongly agreed, 35% agreed and 10% neither agreed nor disagreed.

**Interpretation-** 55% students strongly agreed, 35% agreed and 10% neither agreed nor disagreed that explanation of textual reading material with clarity and relevance

For question 8- 35% students strongly agreed, 60% agreed and 5% neither agreed nor disagreed.

**Interpretation-** 35% students strongly agreed, 60% agreed and 5% neither agreed nor disagreed that information regarding additional reading sources is given.

For question 9- 50% students strongly agreed, 45% agreed and 5% neither agreed nor disagreed.

**Interpretation-** 50% students strongly agreed, 45% agreed and 5% neither agreed nor disagreed that values are taught from the prescribed syllabus in terms of knowledge, concepts, manual skills, analytical abilities and broadening perspectives.

For question 10- 35% students strongly agreed and 65% agreed.

**Interpretation-** 35% students strongly agreed and 65% agreed that Periodical assessments are conducted as per the given schedule.

For question 11- 40% students strongly agreed, 40% agreed and 20% neither agreed nor disagreed.

**Interpretation-** 40% students strongly agreed, 40% agreed and 20% neither agreed nor disagreed that evaluation is fair and unbiased.

For question 12- 65% students strongly agreed and 35% agreed.

**Interpretation-** 65% students strongly agreed and 35% agreed that regular and timely feedback is given for further improvement.

For question 13- 35% students strongly agreed, 45% agreed and 20% neither agreed nor disagreed.

**Interpretation-** 35% students strongly agreed, 45% agreed and 20% neither agreed nor disagreed that teachers are accessible even after lectures.

For question 14- 40% students strongly agreed 50% agreed and 10% neither agreed nor disagreed.

**Interpretation-** 40% students strongly agreed 50% agreed and 10% neither agreed nor disagreed that teachers are instrumental in personality development of the students.



BACKWARD CLASS YOUTH RELIEF COMMITTEE'S  
**BHIWAPUR MAHAVIDYALAYA**

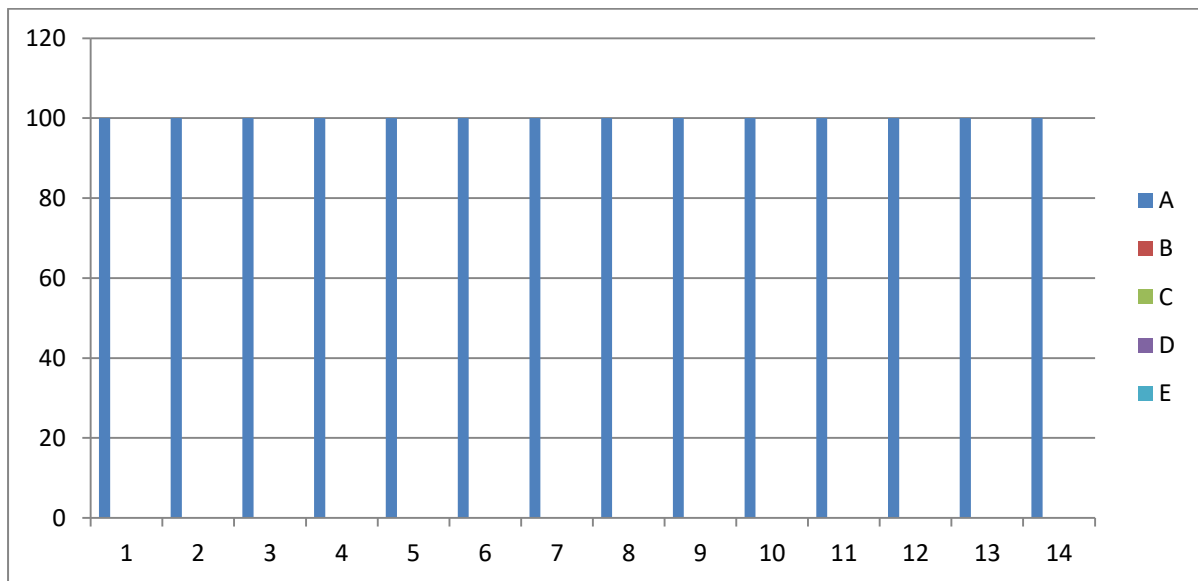
BHIWAPUR DIST. NAGPUR- 441201  
ACCREDITED WITH GRADE 'B' (CGPA-2.54) BY NAAC, BENGALURU  
ISO-9001:2015

**Academic Session – 2019-20**  
**Feedback from students on Teaching Learning and Evaluation**  
**Bachelor of Commerce- V**

**Feedback Analysis**

Learners have given their Responses on a 5 -point Likert Scale for-

Option A- Strongly agree-	5.00
Option B- Agree-	0.00
Option C- Neither agree nor disagree -	0.00
Option D- Disagree-	0.00
Option E- Strongly disagree-	0.00



On X-axis – Question number

On Y-axis- Response in %

- A- Strongly agree
- B- Agree
- C- Neither agree nor disagree
- D- Disagree
- E- Strongly disagree

For question 1 – 100% students strongly agreed.

**Interpretation-** 100% students strongly agreed that they understand the depth of the course.

For question 2- 100% students strongly agreed.

**Interpretation-** 100% students strongly agreed that extent of coverage of course taught by teacher.

For question 3- 100% students strongly agreed.

**Interpretation-** 100% students strongly agreed that the ability of the teacher to relate the topic with current situation.

For question 4- 100% students strongly agreed.

**Interpretation-** 100% students strongly agreed that the entire syllabus is completed in the stipulated time frame.

For question 5- 100% students strongly agreed.

**Interpretation-** 100% students strongly agreed that teachers are punctual and regular in taking practical and tutorial classes.

For question 6- 100% students strongly agreed.

**Interpretation-** 100% students strongly agreed that the ICT in the form of web sources, power point presentations are a regular feature of the classroom.

For question 7- 100% students strongly agreed.

**Interpretation-** 100% students strongly agreed that explanation of textual reading material with clarity and relevance

For question 8- 100% students strongly agreed.

**Interpretation-** 100% students strongly agreed that information regarding additional reading sources is given.

For question 9- 100% students strongly agreed.

**Interpretation-** 100% students strongly agreed that values are taught from the prescribed syllabus in terms of knowledge, concepts, manual skills, analytical abilities and broadening perspectives.

For question 10- 100% students strongly agreed.

**Interpretation-** 100% students strongly agreed that periodical assessments are conducted as per the given schedule.

For question 11- 100% students strongly agreed.

**Interpretation-** 100% students strongly agreed that evaluation is fair and unbiased.

For question 12- 100% students strongly agreed.

**Interpretation-** 100% students strongly agreed that regular and timely feedback is given for further improvement.

For question 13- 100% students strongly agreed.

**Interpretation-** 100% students strongly agreed that teachers are accessible even after lectures.

For question 14- 100% students strongly agreed.

**Interpretation-** 100% students strongly agreed that teachers are instrumental in personality development of the students.



BACKWARD CLASS YOUTH RELIEF COMMITTEE'S  
**BHIWAPUR MAHAVIDYALAYA**

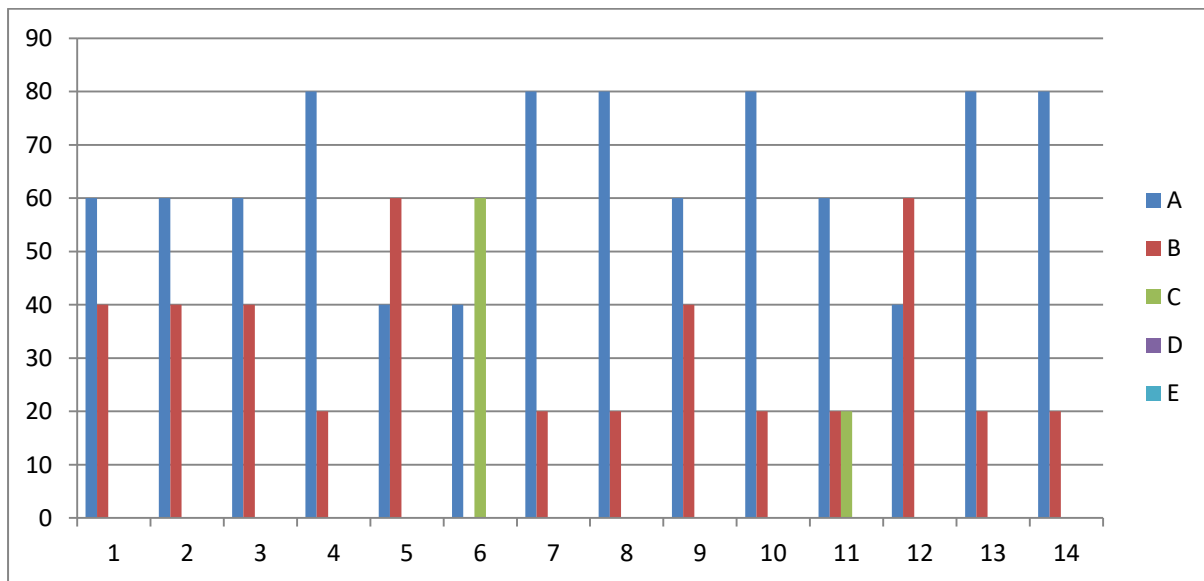
BHIWAPUR DIST. NAGPUR- 441201  
ACCREDITED WITH GRADE 'B' (CGPA-2.54) BY NAAC, BENGALURU  
ISO-9001:2015

**Academic Session – 2019-20**  
**Feedback from students on Teaching Learning and Evaluation**  
**Bachelor of Arts**

**Feedback Analysis**

Learners have given their Responses on a 5 -point Likert Scale for-

Option A- Strongly agree-	3.21
Option B- Agree-	1.50
Option C- Neither agree nor disagree -	0.29
Option D- Disagree-	0.00
Option E- Strongly disagree-	0.00



On X-axis – Question number

On Y-axis- Response in %

- A- Strongly agree
- B- Agree
- C- Neither agree nor disagree
- D- Disagree
- E- Strongly disagree



For question 1 – 60% students strongly agreed and 40% agreed.

**Interpretation-** 60% students strongly agreed and 40% agreed that they understand the depth of the course.

For question 2- 60% students strongly agreed and 40% agreed.

**Interpretation-** 60% students strongly agreed and 40% agreed that extent of coverage of course taught by teacher.

For question 3- 60% students strongly agreed and 40% agreed.

**Interpretation-** 60% students strongly agreed and 40% agreed that the ability of the teacher to relate the topic with current situation.

For question 4- 80% students strongly agreed and 20% agreed.

**Interpretation-** 80% students strongly agreed and 20% agreed that the entire syllabus is completed in the stipulated time frame.

For question 5- 40% students strongly agreed and 60% agreed.

**Interpretation-** 40% students strongly agreed and 60% agreed that teachers are punctual and regular in taking practical and tutorial classes.

For question 6- 40% students strongly agreed and 60% neither agreed nor disagreed.

**Interpretation-** 40% students strongly agreed and 60% neither agreed nor disagreed that the ICT in the form of web sources, power point presentations are a regular feature of the classroom.

For question 7- 80% students strongly agreed and 20% agreed.

**Interpretation-** 80% students strongly agreed and 20% agreed that explanation of textual reading material with clarity and relevance

For question 8- 80% students strongly agreed and 20% agreed.

**Interpretation-** 80% students strongly agreed and 20% agreed that information regarding additional reading sources is given.

For question 9- 60% students strongly agreed and 40% agreed.

**Interpretation-** 60% students strongly agreed and 40% agreed that values are taught from the prescribed syllabus in terms of knowledge, concepts, manual skills, analytical abilities and broadening perspectives.

For question 10- 80% students strongly agreed and 20% agreed.

**Interpretation-** 80% students strongly agreed and 20% agreed that periodical assessments are conducted as per the given schedule.

For question 11- 60% students strongly agreed 20% agreed and 20% neither agreed nor disagreed.

**Interpretation-** 60% students strongly agreed 20% agreed and 20% neither agreed nor disagreed that evaluation is fair and unbiased.

For question 12- 40% students strongly agreed and 60% agreed.

**Interpretation-** 40% students strongly agreed and 60% agreed that regular and timely feedback is given for further improvement.

For question 13- 80% students strongly agreed and 20% agreed.

**Interpretation-** 80% students strongly agreed and 20% agreed that teachers are accessible even after lectures.

For question 14- 80% students strongly agreed and 20% agreed.

**Interpretation-** 80% students strongly agreed and 20% agreed teachers are instrumental in personality development of the students.



BACKWARD CLASS YOUTH RELIEF COMMITTEE'S  
**BHIWAPUR MAHAVIDYALAYA**

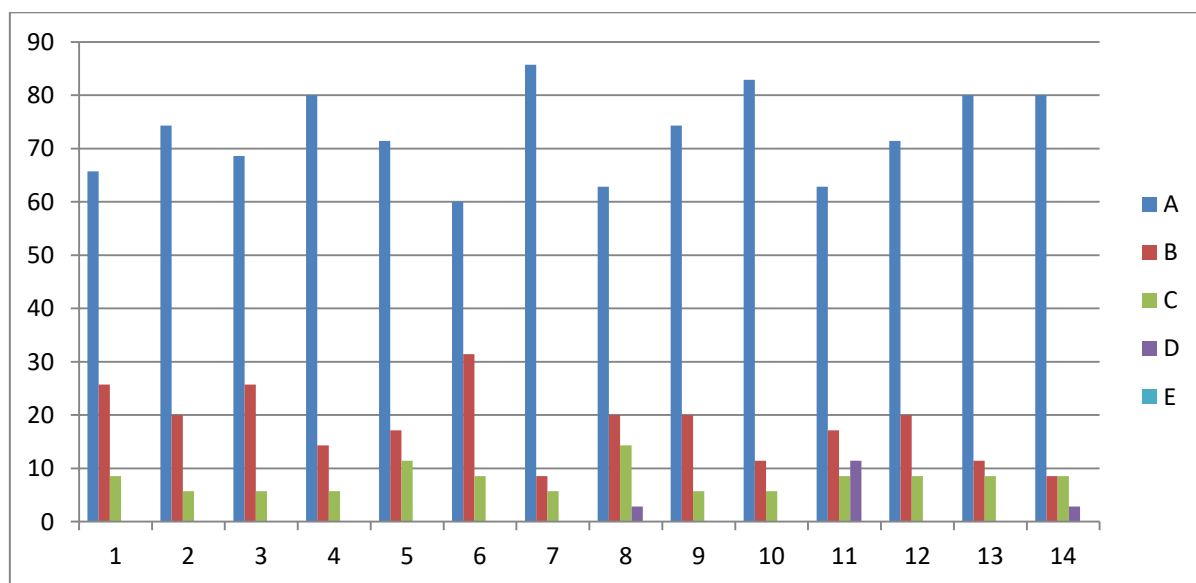
BHIWAPUR DIST. NAGPUR- 441201  
 ACCREDITED WITH GRADE 'B' (CGPA-2.54) BY NAAC, BENGALURU  
 ISO-9001:2015

**Academic Session – 2019-20**  
**Feedback from students on Teaching Learning and Evaluation**  
**Bachelor of Vocation**

**Feedback Analysis**

Learners have given their Responses on a 5 -point Likert Scale for-

Option A- Strongly agree-	3.64
Option B- Agree-	1.90
Option C- Neither agree nor disagree -	0.40
Option D- Disagree-	0.06
Option E- Strongly disagree-	0.00



On X-axis – Question number

On Y-axis- Response in %

- A- Strongly agree
- B- Agree
- C- Neither agree nor disagree
- D- Disagree
- E- Strongly disagree

For question 1 – 66% students strongly agreed, 26% agreed and 8% neither agreed nor disagreed.

**Interpretation-** 66% students strongly agreed, 26% agreed and 8% neither agreed nor disagreed that they understand the depth of the course.

For question 2- 74% students strongly agreed, 20% agreed and 6% neither agreed nor disagreed.

**Interpretation-** 74% students strongly agreed, 20% agreed and 6% neither agreed nor disagreed that extent of coverage of course taught by teacher.

For question 3- 69% students strongly agreed, 26% agreed and 6% neither agreed nor disagreed.

**Interpretation-** 69% students strongly agreed, 26% agreed and 6% neither agreed nor disagreed that the ability of the teacher to relate the topic with current situation.

For question 4- 80% students strongly agreed, 14% agreed and 6% neither agreed nor disagreed.

**Interpretation-** 80% students strongly agreed, 14% agreed and 6% neither agreed nor disagreed that the entire syllabus is completed in the stipulated time frame.

For question 5- 71% students strongly agreed, 17% agreed and 12% neither agreed nor disagreed.

**Interpretation-** 71% students strongly agreed, 17% agreed and 12% neither agreed nor disagreed that teachers are punctual and regular in taking practical and tutorial classes.

For question 6- 60% students strongly agreed, 31% agreed and 9% neither agreed nor disagreed.

**Interpretation-** 60% students strongly agreed, 31% agreed and 9% neither agreed nor disagreed that the ICT in the form of web sources, power point presentations are a regular feature of the classroom.

For question 7- 86% students strongly agreed, 8% agreed and 6% neither agreed nor disagreed.

**Interpretation-** 86% students strongly agreed, 8% agreed and 6% neither agreed nor disagreed that explanation of textual reading material with clarity and relevance

For question 8- 63% students strongly agreed, 20% agreed, 14% neither agreed nor disagreed and 3% disagreed.

**Interpretation-** 63% students strongly agreed, 20% agreed, 14% neither agreed nor disagreed and 3% disagreed that information regarding additional reading sources is given.

For question 9- 74% students strongly agreed, 20% agreed and 6% neither agreed nor disagreed.

**Interpretation-** 74% students strongly agreed, 20% agreed and 6% neither agreed nor disagreed that values are taught from the prescribed syllabus in terms of knowledge, concepts, manual skills, analytical abilities and broadening perspectives.

For question 10- 83% students strongly agreed, 11% agreed and 8% neither agreed nor disagreed.

**Interpretation-** 83% students strongly agreed, 11% agreed and 8% neither agreed nor disagreed that periodical assessments are conducted as per the given schedule.

For question 11- 63% students strongly agreed, 17% agreed, 9% neither agreed nor disagreed and 11% disagreed.

**Interpretation-** 63% students strongly agreed, 17% agreed, 9% neither agreed nor disagreed and 11% disagreed that evaluation is fair and unbiased.

For question 12- 71% students strongly agreed, 20% agreed and 9% neither agreed nor disagreed.

**Interpretation-** 71% students strongly agreed, 20% agreed and 9% neither agreed nor disagreed that regular and timely feedback is given for further improvement.

For question 13- 80% students strongly agreed, 11% agreed and 9% neither agreed nor disagreed.

**Interpretation-** 80% students strongly agreed, 11% agreed and 9% neither agreed nor disagreed that teachers are accessible even after lectures.

For question 14- 80% students strongly agreed, 9% agreed, 8% neither agreed nor disagreed and 3% disagreed.

**Interpretation-** 80% students strongly agreed, 9% agreed, 8% neither agreed nor disagreed and 3% disagreed that teachers are instrumental in personality development of the students.

## Appendix-I

### Specimen Feedback Form



BHIWAPUR MAHAVIDYALAYA, BHIWAPUR

('B' Grade with 2.54 CGPA by NAAC Bengaluru)

Feedback of students for Teachers

Based on Self-Regulated Responsibilities

Under

*Internal Quality Assurance Mechanism aims at Continuous Improvement for Academic Excellence and Result*

Session: 2019 - 2020

Name of the Teacher: \_\_\_\_\_

Name of the student: \_\_\_\_\_

Semester: \_\_\_\_\_

Department: \_\_\_\_\_

*Kindly rate the performance on the following attributes on five point scale*

A (5.0)	B (4.0)	C (3.0)	D (2.0)	E (1.0)
Strongly Agree पूर्णपणे सहमत	Agree सहमत	Neither Agree - Nor Disagree ना सहमत - ना सहमत	Disagree असहमत	Strongly Disagree पूर्णपणे असहमत

S. No.	Attributes	Marks				
		A	B	C	D	E
1	Understanding the depth of the course content including project work if any विषयाबाबत शिक्षकाचे आकलन (असल्यास प्रकल्प कार्यासह)					
2	Extent of coverage of course taught by the teacher शिकविल्या जाणाऱ्या विषयाचे शिक्षकाकडून केले जाणारे विस्तारीकरण					
3	Ability of the teacher to relate the topic with current situations अभ्यासक्रमाची वर्तमानातील परिस्थितीशी सांगड घालण्याची शिक्षकाची क्षमता					
4	The entire syllabus is completed in the stipulated time frame अभ्यासक्रम ठरावीक कालावधित पूर्ण केला जातो					
5	Teacher are punctual and regular in taking lectures] practical and tutorial classes नियमित वर्ग, प्रात्याक्षीक आणि प्रशिक्षण वर्ग नियमित घेण्यासंदर्भात शिक्षकांची प्रामाणीकता.					
6	ICT in the form of web sources, power point presentations are a regular feature of the classroom teaching महिती संसुचन तंत्रज्ञान, पॉवर पॉईंट सादरीकरण हे नियमित वर्गात शिकविण्याच्या पध्दतीचे वैशिष्ट्ये आहे.					
7	Explanation of textual reading material with clarity and relevance शिवितांना पाठ्यक्रमावर आधारीत क्रमिक पुस्तकांचे स्पष्टपणे आणि प्रासंगीकतेनुसार स्पष्टीकरण दिले जाते.					
8	Information regarding additional reading sources is given पाठ्यक्रमावर आधारीत क्रमिक पुस्तकांव्यतिरिक्त अभ्यासाच्या इतर स्रोतांची माहिती वर्गात दिली जाते.					
9	Values are taught from the prescribed syllabus in terms of knowledge, concepts, manual skills, analytical abilities and broadening perspectives. नियोजित अभ्यासक्रमातून ज्ञान, संकल्पना, मानवी कौशल्य, विश्लेषणात्मक योग्यता आणि व्यापक दृष्टीकोन ह्यासंदर्भात मुल्ये शिकविली/रुजविली जातात.					

10	Periodical assessment are conducted as per the given schedule ठरवून दिलेल्या वेळापत्रकानुसार मुल्यांकनाचे कार्य केले जाते.					
11	Evaluation is fair and unbiased मुल्यांकन निरपेक्ष आणि निरपवादपणे केले जाते.					
12	Regular and timely feedback is given for further improvement भविष्यात करावयाच्या सुधारणांसाठी नियमित व वेळेवर अभिप्राय दिले जातात					
13	Teachers are accessible even after lectures वर्गाबाहेरही शिक्षक सहज उपलब्ध असतात.					
14	Teachers are instrumental in personality development of the students विद्यार्थ्यांच्या व्यक्तिमत्व विकासाच्या दृष्टीने शिक्षक सतत प्रयत्नशिल असतात.					
15	Suggestions if any सुचना (असल्यास)					

Signature

## **Appendix –II**

### **Sample**

#### **Appreciation Letter**

Dear Asst. Prof. / Assoc. Prof. Dr... ..

(B A / B. Com/ B.Sc./MA Sociology / MA Economics/ MA Political Science)

As a valued member of our team, on behalf of the Management, I, Principal Dr. Jobi George would like to take this opportunity to thank you for your hard work and dedication noticeable to us through the feedback given by the students of Bhiwapur Mahavidyalaya.

You have stood out as an employee who has never wavered in your commitment to excellence. I admire your strong work ethic and personal integrity.

In particular, I would like to thank you for the feedback received from the students on Teaching – Learning pedagogy. Employees like you make work the assigned all the more rewarding and enjoyable. We wish you to continue with the good work for the benefit of the students and nation at large.

Sincerely,



## Sample

### Advisory Letter

Dear Asst. Prof. / Assoc. Prof. Dr... ..

As a valued member of our team, on behalf of the Management, I, Principal Dr. Jobi George would like to take this opportunity to bring to your notice the results of the feedback given by the students on Teaching – Learning Pedagogy. We appreciate your dedication to work but would want you to introspect in terms of the feedback given.

You have always been sincere and stood out as an employee who has never wavered in commitment to excellence. We hope you extend your support in achieving the Institution's Vision, Mission, Core Values and Quality Policy with a changed methodology in catering to students' needs.

We believe in your commitments towards work and we wish your contribution to the good work for the benefit of the students and nation at large.

Sincerely,



BACKWARD CLASS YOUTH RELIEF COMMITTEE'S  
**BHIWAPUR MAHAVIDYALAYA**

BHIWAPUR DIST. NAGPUR- 441201  
ACCREDITED WITH GRADE 'B' (CGPA-2.54) BY NAAC, BENGALURU  
ISO-9001:2015

28 November 2020

To Whom So Ever It May Concern

**Covering Letter for Feedback Analysis**

The feedback mechanism provides Quantifiable and Qualitative measures for improvisation in the College.

A graphical representation of the responses has been noted as per the Likert Scale of Strongly Agree, Agree, Neither Agree nor Disagree, Disagree, Strongly Disagree. The graph points out at some stray responses of strongly disagree for a few questions. Some of the observations made in the feedback on an average are as follows:

Many students strongly disagreed that -

1. Students are informed on various Scholarship and freeship schemes floated by the government and other funding agencies regularly.
2. Sufficient Teaching and Office staff is available.

**Conclusion**

The Institution has taken cognizance of the observations received through the Feedback. The mechanism of adopting the method of announcement in the assembly and in the classrooms through circulating Notices has been adopted immediately. The concern of providing sufficiently faculty and Non – teaching Staff is being looked into for the next Academic Session. The Feedback along with the Action Taken Reports has been placed in the meeting of the College Development Committee/ Local Management Committee. A copy has been forwarded to the Management for their perusal.

Yours truly

Dr. Mangesh Kadu

Place - Bhiwapur

Date – 28 November 2020

**Action Taken Report for Feedback from Students on College  
Session – 2019 - 2020**

The feedback mechanism provides Quantifiable and Qualitative measures for improvisation in the Teaching – Learning process. It stands impoverished without proper actions being executed to bring the desired results on improvisations.

Some of the observations made in the feedback on an average are as follows:

A graphical representation of the responses has been noted as per the Likert Scale of Strongly Agree, Agree, Neither Agree nor Disagree, Disagree, Strongly Disagree. The graph points out at some stray responses of strongly disagree for Question No.-

Q.3 Online Educational resources are made available and easily accessible in the College.

The concerned clerical staff and the office of the Principal have been apprised of the feedback on information on Scholarships and freeship. A provision has been made to display the Notifications regarding the above on display boards and on the Institutions' website.

**Remarks & Suggestions**

Many students strongly disagreed that -

Q.3 Online Educational resources are made available and easily accessible in the College.

**Conclusion**

The Institution is obliged to cater to students' needs and the concerned authorities have taken into cognizance and have assured to do the needful in this regard.



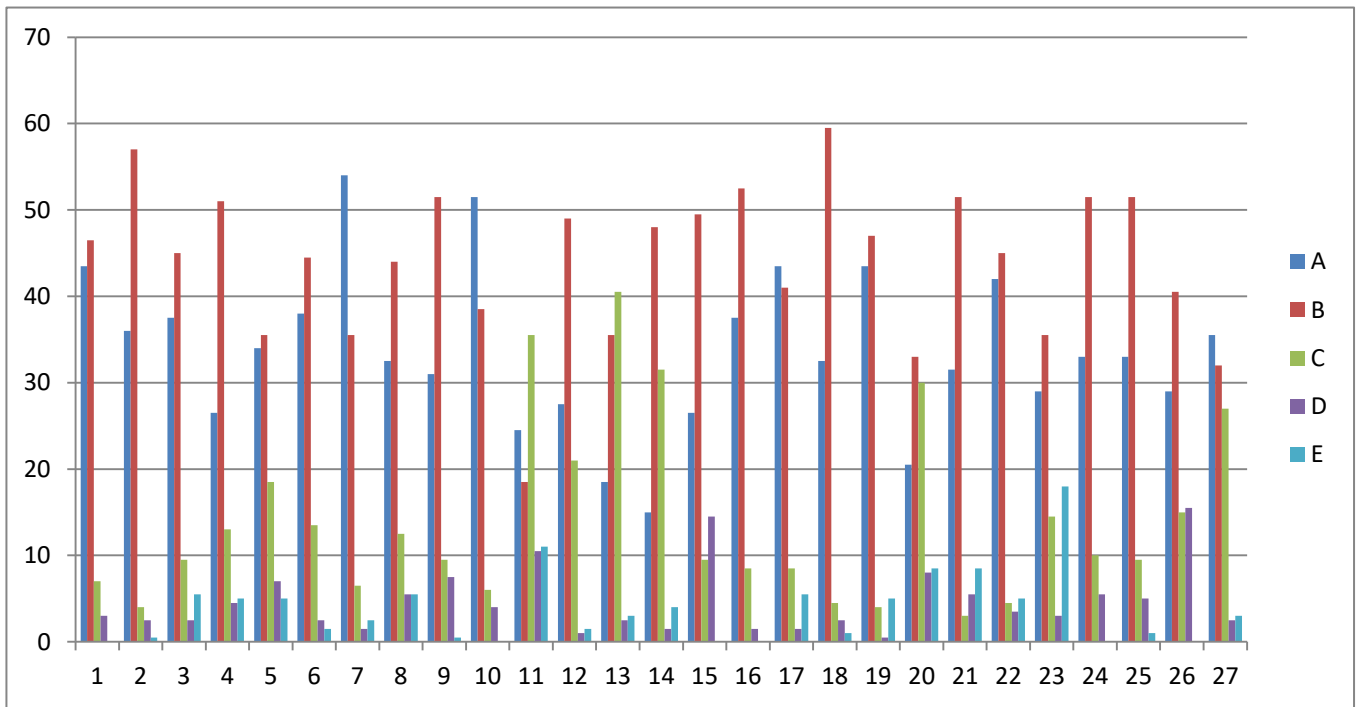
BACKWARD CLASS YOUTH RELIEF COMMITTEE'S  
**BHIWAPUR MAHAVIDYALAYA**

BHIWAPUR DIST. NAGPUR- 441201  
 ACCREDITED WITH GRADE 'B' (CGPA-2.54) BY NAAC, BENGALURU  
 ISO-9001:2015

**Academic Session – 2019-20**  
**Feedback of Students on College**  
**Feedback Analysis**

Learners have given their response on a 5 -point Likert scale for-

Option A- Strongly agree-	1.69
Option B- agree-	2.19
Option C- Neither agree nor disagree -	0.70
Option D- Disagree-	0.23
Option E- Strongly disagree-	0.19



On X-axis – Question number

On Y-axis- Response in %

- A- Strongly agree
- B- Agree
- C- Neither agree nor disagree
- D- Disagree
- E- Strongly disagree

For question 1 – 44% students strongly agreed, 46% agreed, 7% neither agreed nor disagreed and 3% disagreed.

**Interpretation-** 44% students strongly agreed, 46% agreed, 7% neither agreed nor disagreed and 3% disagreed that the office staff of the college is cooperative and helpful.

For question 2- 36% students strongly agreed, 57% agreed, 4% neither agreed nor disagreed, 2% disagreed and 1% strongly disagreed.

**Interpretation-** 36% students strongly agreed, 57% agreed, 4% neither agreed nor disagreed, 2% disagreed and 1% strongly disagreed that the library staff is cooperative and helpful.

For question 3- 38% students strongly agreed, 45% agreed, 10% neither agreed nor disagreed, 2% disagreed and 6% strongly disagreed.

**Interpretation-** 38% students strongly agreed, 45% agreed, 10% neither agreed nor disagreed, 2% disagreed and 6% strongly disagreed that online educational resources/prescribed books/reading materials are available and accessible in the library.

For question 4- 27% students strongly agreed, 51% agreed, 13% neither agreed nor disagreed, 4% disagreed and 5% strongly disagreed.

**Interpretation-** 27% students strongly agreed, 51% agreed, 13% neither agreed nor disagreed, 4% disagreed and 5% strongly disagreed that internet facility is provided in the college.

For question 5- 34% students strongly agreed, 36% agreed, 18% neither agreed nor disagreed, 7% disagreed and 5% strongly disagreed.

**Interpretation-** 34% students strongly agreed, 36% agreed, 18% neither agreed nor disagreed, 7% disagreed and 5% strongly disagreed that equipment in the lab(s) is/are in good working condition.

For question 6- 38% students strongly agreed, 45% agreed, 13% neither agreed nor disagreed, 2% disagreed and 2% strongly disagreed.

**Interpretation-** 38% students strongly agreed, 45% agreed, 13% neither agreed nor disagreed, 2% disagreed and 2% strongly disagreed that the ICT in the form of web sources, power point presentations are a regular feature of the classroom.

For question 7- 54% students strongly agreed, 36% agreed, 6% neither agreed nor disagreed, 2% disagreed and 2% strongly disagreed.

**Interpretation-** 54% students strongly agreed, 36% agreed, 6% neither agreed nor disagreed, 2% disagreed and 2% strongly disagreed that results are regularly displayed by the college.

For question 8- 33% students strongly agreed, 44% agreed, 12% neither agreed nor disagreed, 6% disagreed and 5% strongly disagreed.

**Interpretation-** 33% students strongly agreed, 44% agreed, 12% neither agreed nor disagreed, 6% disagreed and 5% strongly disagreed that toilet/washrooms are clean and properly maintained.

For question 9- 31% students strongly agreed, 52% agreed, 9% neither agreed nor disagreed, 7% disagreed and 1% strongly disagreed.

**Interpretation-** 31% students strongly agreed, 52% agreed, 9% neither agreed nor disagreed, 7% disagreed and 1% strongly disagreed that the classrooms are clean and well maintained.

For question 10- 52% students strongly agreed, 38% agreed, 6% neither agreed nor disagreed and 4% disagreed.

**Interpretation-** 52% students strongly agreed, 38% agreed, 6% neither agreed nor disagreed and 4% disagreed that the campus is green and eco-friendly.

For question 11- 25% students strongly agreed, 18% agreed, 35% neither agreed nor disagreed, 11% disagreed and 11% strongly disagreed.

**Interpretation-** 25% students strongly agreed, 18% agreed, 35% neither agreed nor disagreed, 11% disagreed and 11% strongly disagreed that the building/classrooms are accessible to the disabled.

For question 12- 28% students strongly agreed, 49% agreed, 21% neither agreed nor disagreed, 1% disagreed and 1% disagreed.

**Interpretation-** 28% students strongly agreed, 49% agreed, 21% neither agreed nor disagreed, 1% disagreed and 1% disagreed that the campus has adequate power supply with backup facility.

For question 13- 19% students strongly agreed, 35% agreed, 40% neither agreed nor disagreed, 3% disagreed and 3% strongly disagreed.

**Interpretation-** 19% students strongly agreed, 35% agreed, 40% neither agreed nor disagreed, 3% disagreed and 3% strongly disagreed that students grievances are redressed/problems are solved well in time.

For question 14- 15% students strongly agreed, 48% agreed, 32% neither agreed nor disagreed, 2% disagreed and 4% strongly disagreed.

**Interpretation-** 15% students strongly agreed, 48% agreed, 32% neither agreed nor disagreed, 2% disagreed and 4% strongly disagreed that EDC and placement cell is functional in the college.

For question 15 - 27% students strongly agreed, 49% agreed, 10% neither agreed nor disagreed and 14% disagreed.

**Interpretation-** 27% students strongly agreed, 49% agreed, 10% neither agreed nor disagreed and 14% disagreed that the college gives importance on students' research projects.

For question 16- 38% students strongly agreed, 52% agreed, 9% neither agreed nor disagreed and 1% disagreed.

**Interpretation-** 38% students strongly agreed, 52% agreed, 9% neither agreed nor disagreed and 1% disagreed that authorities ensure strict discipline on and off the campus.

For question 17- 44% students strongly agreed, 41% agreed, 8% neither agreed nor disagreed, 2% disagreed and 5% strongly disagreed.

**Interpretation-** 44% students strongly agreed, 41% agreed, 8% neither agreed nor disagreed, 2% disagreed and 5% strongly disagreed that girl students' security is given utmost priority.

For question 18- 33% students strongly agreed, 59% agreed, 4% neither agreed nor disagreed, 3% disagreed and 1% strongly disagreed.

**Interpretation-** 33% students strongly agreed, 59% agreed, 4% neither agreed nor disagreed, 3% disagreed and 1% strongly disagreed that the institution strives for academic excellence.

For question 19 - 44% students strongly agreed, 47% agreed, 4% neither agreed nor disagreed, 1% disagreed and 5% strongly disagreed.

**Interpretation-** 44% students strongly agreed, 47% agreed, 4% neither agreed nor disagreed, 1% disagreed and 5% strongly disagreed that the institution promotes participation of students in co-curricular, extra-curricular, sports and other events at all levels.

For question 20- 21% students strongly agreed, 33% agreed, 30% neither agreed nor disagreed, 8% disagreed and 8% strongly disagreed.

**Interpretation-** 21% students strongly agreed, 33% agreed, 30% neither agreed nor disagreed, 8% disagreed and 8% strongly disagreed that the food provided in the canteen is economical and of good quality as per the standards prescribed.

For question 21- 32% students strongly agreed, 51% agreed, 3% neither agreed nor disagreed, 6% disagreed and 8% strongly disagreed.

**Interpretation-** 32% students strongly agreed, 51% agreed, 3% neither agreed nor disagreed, 6% disagreed and 8% strongly disagreed that students are actively involved in day to day administration.

For question 22 - 42% students strongly agreed, 45% agreed, 5% neither agreed nor disagreed, 3% disagreed and 5% strongly disagreed.

**Interpretation-** 42% students strongly agreed, 45% agreed, 5% neither agreed nor disagreed, 3% disagreed and 5% strongly disagreed that students are put through orientation programmes to make them aware of rules and regulations of the college.

For question 23 - 29% students strongly agreed, 36% agreed, 14% neither agreed nor disagreed, 3% disagreed and 18% strongly disagreed.

**Interpretation-** 29% students strongly agreed, 36% agreed, 14% neither agreed nor disagreed, 3% disagreed and 18% strongly disagreed that students are informed on various scholarship and freeship schemes floated by the government and other funding agencies regularly.

For question 24 - 33% students strongly agreed, 52% agreed, 10% neither agreed nor disagreed and 5% disagreed.

**Interpretation-** 33% students strongly agreed, 52% agreed, 10% neither agreed nor disagreed and 5% disagreed that information related to academics and other events is displayed on the notice boards from time to time.

For question 25- 33% students strongly agreed, 52% agreed, 9% neither agreed nor disagreed, 5% disagreed and 1% disagreed.

**Interpretation-** 33% students strongly agreed, 52% agreed, 9% neither agreed nor disagreed, 5% disagreed and 1% disagreed that the institution is instrumental in bringing social awareness among students through various activities.

For question 26 - 29% students strongly agreed, 41% agreed, 15% neither agreed nor disagreed and 15% disagreed.

**Interpretation-** 29% students strongly agreed, 41% agreed, 15% neither agreed nor disagreed and 15% disagreed that the college conducts regular health check-up camps for students.

For question 27 - 36% students strongly agreed, 32% agreed, 27% neither agreed nor disagreed, 2% disagreed and 3% strongly disagreed.

**Interpretation-** 36% students strongly agreed, 32% agreed, 27% neither agreed nor disagreed, 2% disagreed and 3% strongly disagreed that sufficient teaching and office staff is available.

Prepared and submitted by –

Dr. Mangesh Kadu



## Appendix Specimen Feedback Form



BHIWAPUR MAHAVIDYALAYA, BHIWAPUR

('B' Grade with 2.54 CGPA by NAAC Bengaluru)

Feedback from Students for College

Based on Self-Regulated Responsibilities

Under

*Internal Quality Assurance Mechanism which aims at Continuous Improvement for Academic Excellence*

Session: 2019- 2020

Name of the student: \_\_\_\_\_

Semester: \_\_\_\_\_

Department: \_\_\_\_\_

*Kindly rate the performance on the following attributes on five point scale*

A (5.0)	B (4.0)	C (3.0)	D (2.0)	E (1.0)
Strongly Agree पुर्णपणे सहमत	Agree सहमत	Neither Agree - Nor Disagree ना सहमत - ना सहमत	Disagree असहमत	Strongly Disagree पुर्णपणे असहमत

S. No.	Attributes	Marks				
		A	B	C	D	E
1	The office staff of the college is cooperative and helpful महाविद्यालयातील कार्यालयीन कर्मचारी वर्ग सहकारी भावनेचे व मदत करणारे आहेत.					
2	The library staff is cooperative and helpful ग्रंथालयातील कर्मचारी वर्ग सहकारी भावनेचे व मदत करणारे आहेत.					
3	Online educational resources/prescribed books/reading materials are available and accessible in the library ग्रंथालयामध्ये ऑनलाईन शैक्षणिक स्रोत/क्रमिक पाठ्यपुस्तके/वाचन सामग्री उपलब्ध असून सहज प्राप्त आहे.					
4	Internet facility is provided in the college महाविद्यालयामध्ये इंटरनेट सुविधा उपलब्ध आहे.					
5	Equipment in the lab(s) is/are in good working condition प्रयोगशाळेत असलेली साधने चांगल्या कार्यस्थितीत आहेत.					
6	Results are regularly displayed by the college महाविद्यालयातर्फे नियमितपणे निकाल प्रदर्शित केले जातात.					
7	Separate common rooms for girls and boys are available मुले आणि मुलींकरिता स्वतंत्र सामूहिक खोल्या महाविद्यालयात उपलब्ध आहेत.					
8	Toilet/washrooms are clean and properly maintained महाविद्यालयातील स्वच्छतागृहे स्वच्छ आणि व्यवस्थित आहेत.					
9	The classrooms are clean and well maintained वर्गखोल्या स्वच्छ आणि व्यवस्थित आहेत.					
10	The campus is green and eco-friendly महाविद्यालयाचा परिसर निसर्गरम्य आणि पर्यावरणपुरक आहे.					
11	The Building/classrooms are accessible to the disabled महाविद्यालयातील इमारती आणि वर्ग खोल्या अपंगांसाठी सहज वापर करण्यायोग्य आहेत.					
12	The campus has adequate power supply with backup facility महाविद्यालयाच्या परिसरात पुरेसा विद्युतपूरवठा असून विजेचे इतर स्रोतही उपलब्ध आहेत.					
13	Students grievances are redressed/problems are solved well in					

	time विद्यार्थ्यांच्या समस्यांचे/प्रश्नांची सोडवणूक वेळेतच केली जाते.					
14	EDC and placement cell is functional in the college महाविद्यालयात औद्योगिकता विकास कक्ष आणि प्रशिक्षण व रोजगार कक्ष कार्यरत आहे.					
15	The college gives importance on students' research projects महाविद्यालय विद्यार्थ्यांच्या संशोधन प्रकल्पाबाबत अतिशय गंभिर आहे					
16	Authorities ensure strict discipline on and off the campus महाविद्यालय प्रशासन महाविद्यालय परिसरात आणि परिसराबाहेर शिस्तीसंदर्भात कार्यरत असते.					
17	Girl students' security is given utmost priority विद्यार्थिनींच्या सुरक्षेला महाविद्यालयातर्फे अति-प्राधान्य दिले जाते.					
18	The institution strives for academic excellence शैक्षणिक विकासासाठी महाविद्यालय सतत प्रयत्नशील आहे.					
19	The institution promotes participation of students in co-curricular, extra-curricular, sports and other events at all levels महाविद्यालयातर्फे विद्यार्थ्यांना सर्व स्तरांवरील सहअभ्यासककार्यक्रमांत, अभ्यासेन्तर कार्यक्रमात आणि खेळातसहभागी होण्यासाठी सतत प्रोत्साहन दिले जाते.					
20	The food provided in the canteen is economical and of good quality as per the standards prescribed ठरवून दिलेल्या मानांकनानुसार महाविद्यालयाच्या उपहारगृहात स्वस्त दराने आणि चांगले अन्न पुरविले जाते.					
21	Students are actively involved in day to day administration महाविद्यालयाच्या नियमित प्रशासनात विद्यार्थ्यांचा सहभाग असतो.					
22	Students are put through Orientation Programmes to make them aware of rules and regulations of the college प्रबोधनात्मक कार्यक्रमांच्या माध्यमातून विद्यार्थ्यांना महाविद्यालयाच्या नियमांची आणि महाविद्यालयाबाबत संपुर्ण माहिती दिली जाते.					
23	Students are informed on various Scholarship and freeship schemes floated by the government and other funding agencies regularly विद्यार्थ्यांना, शासनातर्फे आणि इतर आर्थिक सहाय्य करणाऱ्या संस्थांमार्फत दिल्या जाणाऱ्या शिष्यवृत्ती आणि मोफत शिक्षण सुविधांबाबत नियमित माहिती दिली जाते.					
24	Information related to Academics and other events is displayed on the Notice boards from time to time विद्यार्थ्यांच्या शैक्षणिक कार्यसंबंधीच्या सुचना सुचना फलकावर वेळोवेळी प्रदर्शित केल्या जातात.					
25	The Institution is instrumental in bringing social awareness among students through various activities विद्यार्थ्यांमध्ये सामाजिक जाणीवांची रुजवण करण्यासाठी महाविद्यालय सतत प्रयत्नरत असते.					
26	The college conducts regular health checkup camps for students विद्यार्थ्यांसाठी महाविद्यालयात नियमित आरोग्य तपासणी शिबीरे घेतली जातात.					
27	Sufficient Teaching and Office staff is available महाविद्यालयात पुरेसा शिक्षक आणि कार्यालयीन कर्मचारी वर्ग उपलब्ध आहे.					
	.Any suggestions for further improvements- पुढिल काळात आणखी काही सोयी पुरविण्याबाबत तुमच्या काही सुचना					

	<b>Signature</b>



BACKWARD CLASS YOUTH RELIEF COMMITTEE'S  
**BHIWAPUR MAHAVIDYALAYA**

BHIWAPUR DIST. NAGPUR- 441201  
ACCREDITED WITH GRADE 'B' (CGPA-2.54) BY NAAC, BENGALURU  
ISO-9001:2015

**28 November 2020**

**To Whom So Ever It May Concern**

**Covering Letter for Feedback Analysis**

The feedback mechanism provides Quantifiable and Qualitative measures for improvisation in the College.

A graphical representation of the responses has been noted as per the Likert Scale of Strongly Agree, Agree, Neither Agree nor Disagree, Disagree, Strongly Disagree. The graph points out at some stray responses of strongly disagree for a few questions. Some of the observations made in the feedback on an average are as follows:

After analyzing the parent's Feedback, it has been interpreted that the parents are satisfied with the initiatives the Institution has been taking for the holistic development of the students.

**Conclusion**

The Institution has taken cognizance of the observations received through the Feedback. The Feedback Reports has been placed in the meeting of the College Development Committee/ Local Management Committee. A copy has been forwarded to the Management for their perusal.

Yours truly

Dr. Mangesh Kadu

Place - Bhiwapur

Date – **28 November 2020**



BACKWARD CLASS YOUTH RELIEF COMMITTEE'S  
**BHIWAPUR MAHAVIDYALAYA**

BHIWAPUR DIST. NAGPUR- 441201  
 ACCREDITED WITH GRADE 'B' (CGPA-2.54) BY NAAC, BENGALURU  
 ISO-9001:2015

**Academic Session – 2019-20**  
**Feedback from Parents on College**

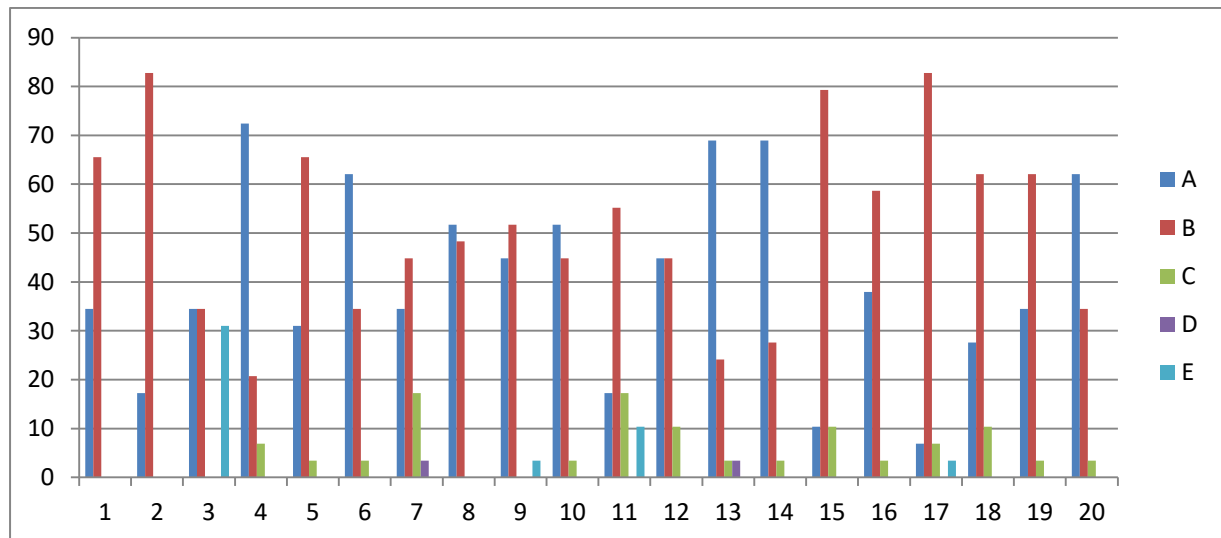
**Feedback Analysis**

Parents have given their response on a 5 -point Likert scale for-

- Option A- Strongly agree- 2.21
- Option B- agree- 2.41
- Option C- Strongly agree- 0.30
- Option D- Disagree- 0.04
- Option E- Strongly disagree- 0.02

**Remarks & Suggestions**

After analyzing the parent's Feedback, it has been interpreted that the parents are satisfied with the initiatives the Institution has been taking for the holistic development of the students.



On X-axis – Question number

On Y-axis- Response in %

- A- Strongly agree
- B- Agree
- C- Neither agree nor disagree
- D- Disagree
- E- Strongly disagree

For question 1 - 34% parents strongly agreed and 66% agreed.

**Interpretation-** 34% parents strongly agreed and 66% agreed that their ward is regular in the college

For question 2 - 17% parents strongly agreed, 83% agreed.

**Interpretation-** 17% parents strongly agreed, 83% agreed that they make regular enquiries of their ward's progress in study

For question 03 - 35% parents strongly agreed, 34% agreed and 31% strongly disagreed.

**Interpretation-**35% parents strongly agreed, 34% agreed and 31% strongly disagreed that they get information about their ward's educational progress through the Progress Card and also by visiting the college

For question 04 - 72% parents strongly agreed, about 21% agreed and 7% neither agreed nor disagreed.

**Interpretation-** 72% parents strongly agreed, about 21% agreed and 7% neither agreed nor disagreed that 'Parent-Teacher Association' functions are conducted in their ward's college

For question 05 - 31% parents strongly agreed, about 66% agreed and 3% neither agreed nor disagreed.

**Interpretation-** 31% parents strongly agreed, about 66% agreed and 3% neither agreed nor disagreed that 'The College has contributed to the overall development of their ward'.

For question 06 - 62% parents strongly agreed, about 35% agreed and 3% neither agreed nor disagreed.

**Interpretation-** 62% parents strongly agreed, about 35% agreed and 3% neither agreed nor disagreed that their ward should participate in extra-curricular activities other than from curricular activities.

For question 07- 34% parents strongly agreed, about 45% agreed, 17% neither agreed nor disagreed and 4% disagreed.

**Interpretation-** 34% parents strongly agreed, about 45% agreed, 17% neither agreed nor disagreed and 4% disagreed that they are ready to contribute in the development of the college

For question 08 - 52% parents strongly agreed and 48% agreed.

**Interpretation-** 52% parents strongly agreed and 48% agreed that they are satisfied with the facilities provided by the college

For question 09 - 45% parents strongly agreed, 52% agreed and 3% strongly disagreed.

**Interpretation-** 45% parents strongly agreed, 52% agreed and 3% strongly disagreed that teacher has pivotal role in the development of parents' educational progress.

For question 10 - 52% parents strongly agreed, 45% agreed and 3% neither agreed nor disagreed.

**Interpretation-** 52% parents strongly agreed, 45% agreed and 3% neither agreed nor disagreed that significant contribution of the college in the development of bhiwapur.

For question 11 - 17% parents strongly agreed, 55% agreed, 17% neither agreed nor disagreed and 10% strongly disagreed.

**Interpretation-** 17% parents strongly agreed, 55% agreed, 17% neither agreed nor disagreed and 10% strongly disagreed that they were satisfied with the placement and employment opportunities provided by the college

For question 12 - 45% parents strongly agreed, 45% agreed and 10% neither agreed nor disagreed.

**Interpretation-** 45% parents strongly agreed, 45% agreed and 10% neither agreed nor disagreed that they are satisfied with the functioning of Competitive exam. Preparation cell (UPSC/MPSC)

For question 13 - 69% parents strongly agreed, 24% agreed, 3% neither agreed nor disagreed and 3% disagreed.

**Interpretation-** 69% parents strongly agreed, 24% agreed, 3% neither agreed nor disagreed and 3% disagreed that they were satisfied with the safety and security of their ward in the college

For question 14 - 69% parents strongly agreed, 27% agreed and 3% neither agreed nor disagreed.

**Interpretation-** 69% parents strongly agreed, 27% agreed and 3% neither agreed nor disagreed that they were satisfied with the cleanliness and natural environment in the college campus

For question 15 - 10% parents strongly agreed, 79% agreed and 10% neither agreed nor disagreed.

**Interpretation-** 10% parents strongly agreed, 79% agreed and 10% neither agreed nor disagreed that they were satisfied with the functioning of "Parents' Consumer Society" in the college

For question 16 - 38% parents strongly agreed, 59% agreed and 3% neither agreed nor disagreed.

**Interpretation-** 38% parents strongly agreed, 59% agreed and 3% neither agreed nor disagreed that their level of satisfaction with the quality of education being imparted by the college.

For question 17 - 7% parents strongly agreed, 83% agreed, 7% neither agreed nor disagreed and 3% strongly disagreed.

**Interpretation-** 7% parents strongly agreed, 83% agreed, 7% neither agreed nor disagreed and 3% strongly disagreed that the administration of the college strives for the wellbeing of wards and their parents in terms of imparting quality education.

For question 18 - 28% parents strongly agreed, 62% agreed and 10% neither agreed nor disagreed.

**Interpretation-** 28% parents strongly agreed, 62% agreed and 10% neither agreed nor disagreed that they were satisfied with the performance of non-teaching staff of the college

For question 19 - 34% parents strongly agreed, 62% agreed and 4% neither agreed nor disagreed.

**Interpretation-** 34% parents strongly agreed, 62% agreed and 4% neither agreed nor disagreed that the management has key role in the progress of college and its parents

For question 20 - 62% parents strongly agreed, 34% agreed and 3% neither agreed nor disagreed.

**Interpretation-** 62% parents strongly agreed, 34% agreed and 3% neither agreed nor disagreed that they were satisfied with the free and paid consultancy services in the college.

Compiled and submitted by –

Dr. Mangesh Kadu



# Specimen Feedback Form



**BHIWAPUR MAHAVIDYALAYA, BHIWAPUR**

**(B Grade with 2.54 CGPA by NAAC Bengaluru)**

**Feedback of Parents on College**

**Internal Quality Assurance Mechanism aims at Continuous Improvement for Academic**

**Excellence and Results**

**Session – 2019 -2020**

Name: \_\_\_\_\_

Profession: \_\_\_\_\_

Kindly rate the performance on the following attributes on four point scale.

A (5.0)	B (4.0)	C (3.0)	D (2.0)	E (1.0)
Strongly Agree पुर्णपणे सहमत	Agree सहमत	Neither Agree – Nor Disagree ना सहमत – ना सहमत	Disagree असहमत	Strongly Disagree पुर्णपणे असहमत

Sr. No	Attributes	Marks				
		A	B	C	E	D
01	तुमचा पाल्य महाविद्यालयात नियमित जातो. Your ward is regular in the college					
02	आपण आपल्या पाल्याच्या अभ्यासाची चौकशी करता You make regular enquiries of your ward's progress in study					
03	आपल्या पाल्याच्या शैक्षणिक प्रगतिची माहिती प्रगतीपुस्तकांवरून व महाविद्यालयात जावून घेता You get information about your ward's educational progress through the Progress Card and also by visiting the college					
04	तुमचा पाल्य ज्या महाविद्यालयात अध्ययन करतो. तेथे पालक – शिक्षक संघ कार्यप्रवण आहे 'Parent-Teacher Association' functions in your ward's college					
05	तुमच्या पाल्याच्या सर्वांगीण विकासात महाविद्यालयाचे योगदान आहे असे वाटते The college has contributed to the overall development of your ward.					
06	तुमचा पाल्य अभ्यासक्रमाव्यतिरिक्त इतर शैक्षणिक उपक्रमांमध्ये सहभागी व्हायला पाहिजे. Your ward should participate in extra-curricular activities other than from curricular activities					
07	महाविद्यालयाच्या विकासात आपण सहकार्य करायला तयार आहात You are ready to contribute in the development of the					

	college					
08	महाविद्यालयाच्या सोयी, सवलती व उपकरणांविषयी आपण समाधानी आहात You are satisfied with the facilities provided by the college					
09	विद्यार्थ्यांच्या शैक्षणिक विकासात शिक्षकांची भूमिका महत्त्वपूर्ण आहे Teacher has pivotal role in the development of students' educational progress					
10	भिवापूर शहराच्या विकासात महाविद्यालयाचे योगदान महत्त्वपूर्ण आहे Significant contribution of the college in the development of Bhiwapur.					
11	महाविद्यालयाच्या माध्यमातून तुमच्या पाल्याला पुरविण्यात येणाऱ्या रोजगाराच्या संधिबाबत आपण समाधानी आहात Satisfied with the Placement and employment opportunities provided by the college					
12	स्पर्धा परीक्षा मार्गदर्शन केंद्राच्या (UPSC/MPSC) सुविधेबाबत आपण समाधानी आहात. You are satisfied with the functioning of Competitive exam. preparation cell (UPSC/MPSC)					
13	महाविद्यालयातर्फे तुमच्या पाल्याची घेण्यात येणाऱ्या सुरक्षा व संरक्षणाबाबत आपण समाधानी आहात Satisfied with the safety and security of your ward in the college					
14	महाविद्यालयातील स्वच्छता व नैसर्गिक पर्यावरणाबाबत आपण किती समाधानी आहात The extent to which you are satisfied with the cleanliness and natural environment in the college campus					
15	महाविद्यालयातील विद्यार्थी ग्राहक भंडाराच्या सुविधेबाबत आपण समाधानी आहात Satisfied with the functioning of "Students' Consumer Society" in the college					
16	आपल्या पाल्याला महाविद्यालयात शिक्षकांकडून दिल्या जाणाऱ्या शिक्षणाच्या दर्जाबाबत आपण समाधानी आहात Your level of satisfaction with the quality of education being imparted by the college					
17	महाविद्यालयातील प्रशासकीय व्यवस्था विद्यार्थी व पालकांच्या गुणात्मक शिक्षणाच्या दृष्टिने हितवह आहे The administration of the college strives for the well being of wards and their parents in terms of imparting quality education.					
18	शिक्षकेतर कर्मचाऱ्यांच्या कामकाजाविषयी आपण समाधानी आहात Satisfied with the performance of non-teaching staff of the college					
19	संस्थाचालकांची विद्यार्थ्यांच्या व महाविद्यालयाच्या विकासात महत्त्वाची भूमिका आहे.					





BACKWARD CLASS YOUTH RELIEF COMMITTEE'S  
**BHIWAPUR MAHAVIDYALAYA**

BHIWAPUR DIST. NAGPUR- 441201  
ACCREDITED WITH GRADE 'B' (CGPA-2.54) BY NAAC, BENGALURU  
ISO-9001:2015

**28 November 2020**

**To Whom So Ever It May Concern**

**Covering Letter for Feedback Analysis**

The feedback mechanism provides Quantifiable and Qualitative measures for improvisation in the College.

A graphical representation of the responses has been noted as per the Likert Scale of Strongly Agree, Agree, Neither Agree nor Disagree, Disagree, Strongly Disagree. The graph points out at some stray responses of strongly disagree for a few questions. Some of the observations made in the feedback on an average are as follows:

Many teaching staff disagreed that -

1. Separate facility is available for the faculty in the canteen

**Conclusion**

The Institution has taken cognizance of the observations received through the Feedback. The mechanism of adopting the method of circulating Notices has been adopted immediately. The concern of providing Separate facility is available for the faculty in the canteen is being looked into for the next Academic Session. The Feedback along with the Action Taken Reports has been placed in the meeting of the College Development Committee/ Local Management Committee. A copy has been forwarded to the Management for their perusal.

Yours truly

Dr. Mangesh Kadu

Place - Bhiwapur

Date - 28/11/2020



BACKWARD CLASS YOUTH RELIEF COMMITTEE'S  
**BHIWAPUR MAHAVIDYALAYA**

BHIWAPUR DIST. NAGPUR- 441201  
ACCREDITED WITH GRADE 'B' (CGPA-2.54) BY NAAC, BENGALURU  
ISO-9001:2015

**Academic Session – 2019-20**  
**Feedback of Teachers on College**

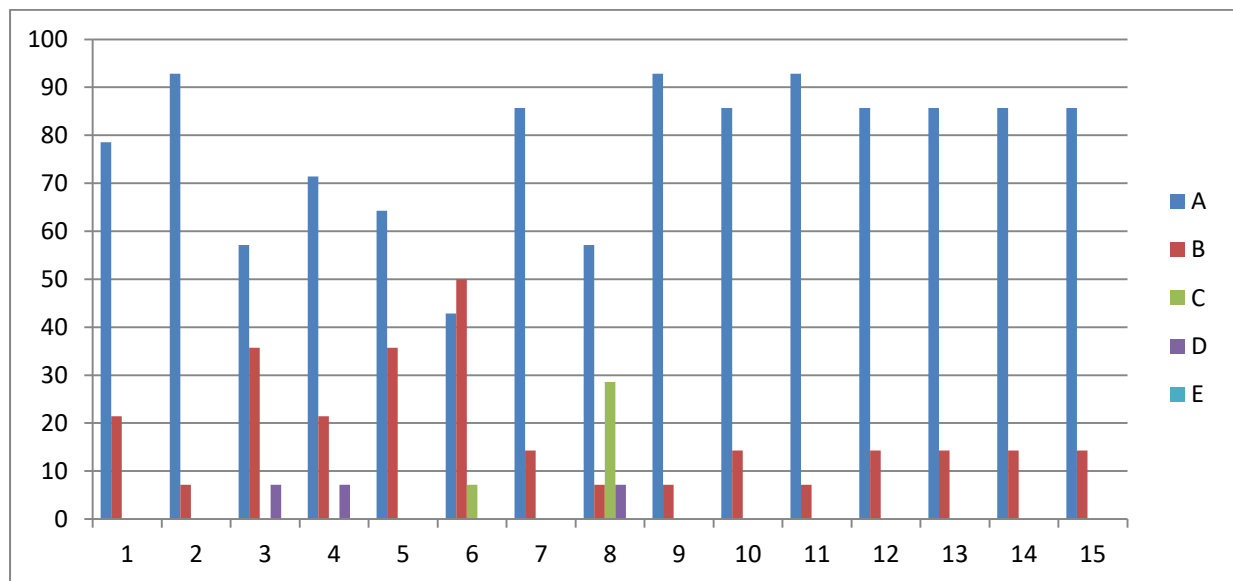
**Feedback Analysis**

Teachers have given their response on a 5 -point Likert scale for-

Option A- Strongly agree-	3.88
Option B- Agree-	0.93
Option C- Neither agree nor disagree-	0.12
Option D- Disagree-	0.07
Option E- Strongly disagree-	0.00

**Remarks & Suggestions**

Requirement- Separate facility should be available for the faculty in the canteen



On X-axis – Question number

On Y-axis- Response in %

- A- Strongly agree
- B- Agree
- C- Neither agree nor disagree
- D- Disagree
- E- Strongly disagree

For question 1 – 79% teaching staff strongly agreed and 21% agreed.

**Interpretation-** 79% teaching staff strongly agreed and 21% agreed that syllabus is suitable to the course.

For question 2 - 93% teaching staff strongly agreed and 7% agreed.

**Interpretation-** 93% teaching staff strongly agreed and 7% agreed that aims and objectives of the syllabi are well defined and clear to teachers and students.

For question 3 - 57% teaching staff strongly agreed, 36% agreed and 7% disagreed.

**Interpretation-** 57% teaching staff strongly agreed, 36% agreed and 7% disagreed that course content is followed by corresponding reference materials.

For question 4 - 72% teaching staff strongly agreed, 21% agreed and 7% disagreed.

**Interpretation-** 72% teaching staff strongly agreed, 21% agreed and 7% disagreed that sufficient numbers of prescribed books are available in the library

For question 5 - 64% teaching staff strongly agreed and 36% agreed.

**Interpretation-** 64% teaching staff strongly agreed and 36% agreed that the course/syllabus has good balance between theory and Application

For question 6 - 43% teaching staff strongly agreed, 50% agreed and 7% neither agreed nor disagreed.

**Interpretation-** 43% teaching staff strongly agreed, 50% agreed and 7% neither agreed nor disagreed that the books prescribed/listed as reference materials are relevant, easily available in the library.

For question 7 - 86% teaching staff strongly agreed and 14% agreed.

**Interpretation-** 86% teaching staff strongly agreed and 14% agreed that infrastructural facilities, such as teacher's rooms, class rooms, reading rooms and toilets are available in the Institution

For question 8 - 57% teaching staff strongly agreed, 7% agreed, 29% neither agree nor disagree and 7% disagreed.

**Interpretation-** 57% teaching staff strongly agreed, 7% agreed, 29% neither agree nor disagree and 7% disagreed that separate facility is available for the faculty in the canteen.

For question 9 - 93% teaching staff strongly agreed and 7% agreed.

**Interpretation-** 93% teaching staff strongly agreed and 7% agreed that tests and examinations are conducted well in time with proper coverage of all units in the syllabus.

For question 10 - 86% teaching staff strongly agreed and 14% agreed.

**Interpretation-** 86% teaching staff strongly agreed and 14% agreed that I have the freedom to adopt new techniques/strategies of teaching such as seminar presentations, group discussions and learners' participations.

For question 11 - 93% teaching staff strongly agreed and 7% agreed.

**Interpretation-** 93% teaching staff strongly agreed and 7% agreed that I have the freedom to adopt/adapt new techniques/strategies of testing and assessment of students

For question 12 - 86% teaching staff strongly agreed and 14% agreed.

**Interpretation-** 86% teaching staff strongly agreed and 14% agreed that the environment in the institution is conducive for teaching and research.

For question 13 - 86% teaching staff strongly agreed and 14% agreed.

**Interpretation-** 86% teaching staff strongly agreed and 14% agreed that the administration is teacher friendly.

For question 14 - 86% teaching staff strongly agreed and 14% agreed.

**Interpretation-** 86% teaching staff strongly agreed and 14% agreed that the institution provides adequate and smooth support for projects and research facilities.

For question 15 - 86% teaching staff strongly agreed and 14% agreed.

**Interpretation-** 86% teaching staff strongly agreed and 14% agreed that provisions for professional development are non-discriminatory and fair

Compiled and submitted by –

Dr. Mangesh Kadu



## Specimen Feedback Form

**BHIWAPUR MAHAVIDYALAYA, BHIWAPUR**  
(B Grade with 2.54 CGPA by NAAC Bengaluru)

*Feedback of Teacher on College*

**Internal Quality Assurance Mechanism aimed at Continuous Improvement for  
Academic Excellence and Result**

**Session – 2019 -2020**

**Name:** \_\_\_\_\_

**Department:** \_\_\_\_\_

**Kindly rate the performance on the following attributes on five point scale**

<b>Strongly agree- 5.00</b>	<b>Agree- 4.00</b>	<b>Neither agree nor disagree- 3.00</b>	<b>Disagree- 2.00</b>	<b>Strongly disagree- 1.0</b>
<b>A</b>	<b>B</b>	<b>C</b>	<b>D</b>	<b>E</b>

<b>Sr. No</b>	<b>Attributes</b>	<b>Marks</b>				
		<b>A</b>	<b>B</b>	<b>C</b>	<b>D</b>	<b>E</b>
<b>1</b>	Syllabus is suitable to the course.					
<b>2</b>	Aims and objectives of the syllabi are well defined and clear to teachers and students.					
<b>3</b>	Course content is followed by corresponding reference materials.					
<b>4</b>	Sufficient numbers of prescribed books are available in the Library					
<b>5</b>	The course/syllabus has good balance between theory and application					
<b>6</b>	The books prescribed/listed as reference materials are relevant, easily available in the Library.					
<b>7</b>	Infrastructural facilities, such as teacher's rooms, class rooms, reading rooms and toilets are available in the Institution					
<b>8</b>	Separate facility is available for the faculty in the canteen.					
<b>9</b>	Tests and examinations are conducted well in time with proper coverage of all units in the syllabus.					



<b>10</b>	I have the freedom to adopt new techniques/strategies of teaching such as seminar presentations, group discussions and learners' participations.					
<b>11</b>	I have the freedom to adopt/adapt new techniques/strategies of testing and assessment of students					
<b>12</b>	The environment in the institution is conducive for teaching and research.					
<b>13</b>	The administration is teacher friendly					
<b>14</b>	The Institution provides adequate and smooth support for projects and research facilities					
<b>15</b>	Provisions for professional development are non-discriminatory and fair					
<b>16</b>	Suggestions for future improvements :					
	<b>Signature</b>					



BACKWARD CLASS YOUTH RELIEF COMMITTEE'S  
**BHIWAPUR MAHAVIDYALAYA**

BHIWAPUR DIST. NAGPUR- 441201  
ACCREDITED WITH GRADE 'B' (CGPA-2.54) BY NAAC, BENGALURU  
ISO-9001:2015

**28 November 2020**

**To Whom So Ever It May Concern**

**Covering Letter for Feedback Analysis**

The feedback mechanism provides Quantifiable and Qualitative measures for improvisation in the College.

A graphical representation of the responses has been noted as per the Likert Scale of Strongly Agree, Agree, Neither Agree nor Disagree, Disagree, Strongly Disagree. The graph points out at some stray responses of strongly disagree for a few questions. Some of the observations made in the feedback on an average are as follows:

All Non-teaching staff strongly agreed to all questions.

**Conclusion**

The Institution has taken cognizance of the observations received through the Feedback. The mechanism of adopting the method of circulating Notices has been adopted immediately. The feedback given is highly appreciated and it will be binding on the Institution to carry forward the conducive work environment for the growth and development of the Institution and its stakeholders. The Feedback along with the Action Taken Reports has been placed in the meeting of the College Development Committee/ Local Management Committee. A copy has been forwarded to the Management for their perusal.

Yours truly

Dr. Mangesh Kadu

Place - Bhiwapur

Date - 28/11/2020



BACKWARD CLASS YOUTH RELIEF COMMITTEE'S  
**BHIWAPUR MAHAVIDYALAYA**

BHIWAPUR DIST. NAGPUR- 441201  
ACCREDITED WITH GRADE 'B' (CGPA-2.54) BY NAAC, BENGALURU  
ISO-9001:2015

Academic Session – 2019-20  
**Feedback of Non-Teaching Staff on College**

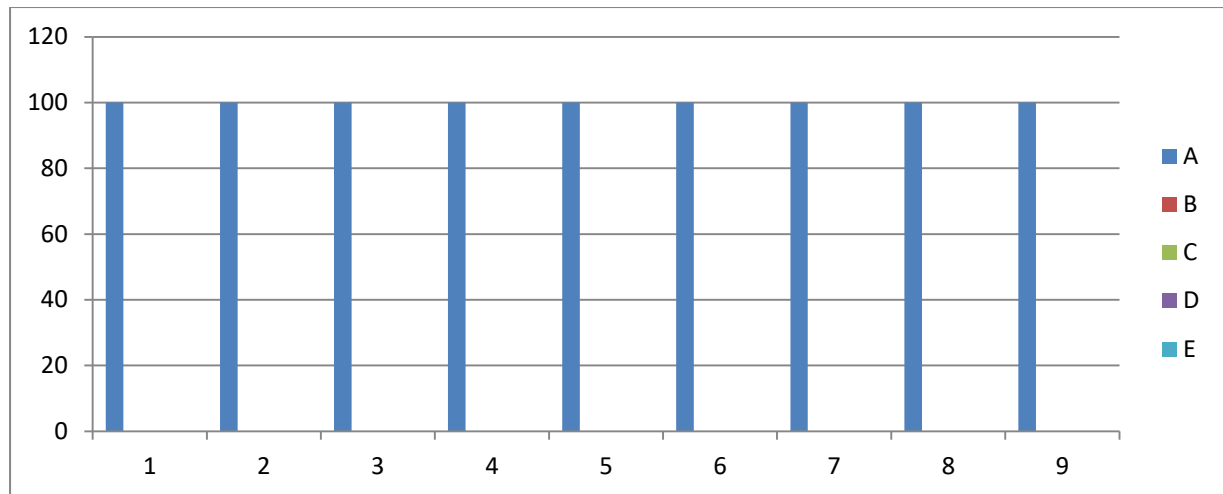
**Feedback Analysis**

Non-Teaching Staff have given their response on a 5 -point Likert scale for-

Option A- Strongly agree-	5.00
Option B- Agree-	0.00
Option C- Neither agree nor disagree -	0.00
Option D- Disagree-	0.00
Option E- Strongly disagree-	0.00

**Remarks & Suggestions**

All have reported 5 on a scale of 5 which shows their satisfaction level with the work culture in the institution.



On X-axis – Question number

On Y-axis- Response in %

- A- Strongly agree
- B- Agree
- C- Neither agree nor disagree
- D- Disagree
- E- Strongly disagree

For question 1 - 100% non-teaching staff strongly agreed.

**Interpretation-** All non-teaching staff strongly agreed that modern technology is used in the day-to day functioning of the college.

For question 2 - 100% non-teaching staff strongly agreed.

**Interpretation-** All non-teaching staff strongly agreed that ICT is made mandatory for all the employees of the college.

For question 3 - 100% Non-Teaching Staff strongly agreed.

**Interpretation-** All non-teaching staff strongly agreed that workshops and training sessions are organized to increase the efficiency of non –teaching staff.

For question 4 - 100% non-teaching staff strongly agreed.

**Interpretation-** All non-teaching staff strongly agreed that they are aware of their accountability towards work.

For question 5 - 100% non-teaching staff strongly agreed.

**Interpretation-** All Non-Teaching Staff strongly agreed that they are ready to help students during their academic sojourn

For question 6 - 100% non-teaching staff strongly agreed.

**Interpretation-** All non-teaching staff strongly agreed that their work is done without any partiality or discrimination towards others

For question 7 - 100% non-teaching staff strongly agreed.

**Interpretation-** All non-teaching staff strongly agreed that they are aware of their Sense of responsibility for college

For question 8 - 100% non-teaching staff strongly agreed.

**Interpretation-** All non-teaching staff strongly agreed that they are satisfied with the work culture of the principal and the environment of the college.

For question 9 - 100% non-teaching staff strongly agreed.

**Interpretation-** All non-teaching staff strongly agreed that they ensure active participation in all activities of the college.

Compiled and submitted by –

Dr. Mangesh Kadu



## Specimen Feedback Form

BHIWAPUR MAHAVIDYALAYA, BHIWAPUR  
(B Grade with 2.54 CGPA by NAAC Bengaluru)  
Feedback of Non-Teaching Staff on College

Internal Quality Assurance Mechanism aims at Continuous Improvement for Academic  
Excellence and Results  
Session – 2019- 2020

Name: \_\_\_\_\_

Kindly rate the performance on the following attributes the five point scale

Strongly agree- 5.00	Agree- 4.00	Neither agree nor disagree- 3.00	Disagree- 2.00	Strongly disagree- 1.0
A	B	C	D	E

Sr. No	Attributes	Marks				
		A	B	C	D	E
01	महाविद्यालयाचे कार्यालयीन कामकाजात आधुनिक पध्दतीचा अवलंब केला जातो Modern Technology is used in the day-to day functioning of the college.					
02	महाविद्यालयातील सर्व शिक्षकेत्तर कर्मचाऱ्यांसाठी माहिती व संवाद तंत्र आवश्यक करण्यात आलेले आहे. ICT is made mandatory for all the employees of the college.					
03	शिक्षकेत्तर कर्मचाऱ्यामध्ये कार्यकुशलता वाढावी यासाठी कार्यशाळा किंवा प्रशिक्षणाचे आयोजन केले जाते Workshops and Training Sessions are organized to increase the efficiency of non-teaching Staff.					
04	आपल्या कार्याप्रती आपण जागरूक आहोत. Aware of our accountability towards work.					
05	आपण विद्यार्थ्यांच्या शैक्षणिक अडचणी दूर करण्यास तत्पर असता Ready to help students during their academic sojourn					





BACKWARD CLASS YOUTH RELIEF COMMITTEE'S  
**BHIWAPUR MAHAVIDYALAYA**

BHIWAPUR DIST. NAGPUR- 441201  
ACCREDITED WITH GRADE 'B' (CGPA-2.54) BY NAAC, BENGALURU  
ISO-9001:2015

**28 November 2020**

**To Whom So Ever It May Concern**

**Covering Letter for Feedback Analysis**

The feedback mechanism provides Quantifiable and Qualitative measures for improvisation in the College.

A graphical representation of the responses has been noted as per the Likert Scale of Strongly Agree, Agree, Neither Agree nor Disagree, Disagree, Strongly Disagree. The graph points out at some stray responses of strongly disagree for a few questions. Some of the observations made in the feedback on an average are as follows:

The alumni are satisfied with the Institutes' policies.

**Conclusion**

The Institution has taken cognizance of the observations received through the Feedback. The feedback given is highly appreciated and it will be binding on the Institution to carry forward the conducive work environment for the growth and development of the Institution and its stakeholders. The Feedback along with the Action Taken Reports has been placed in the meeting of the College Development Committee/ Local Management Committee. A copy has been forwarded to the Management for their perusal.

Yours truly

Dr. Mangesh Kadu

Place - Bhiwapur

Date - 29/11/2020



BACKWARD CLASS YOUTH RELIEF COMMITTEE'S  
**BHIWAPUR MAHAVIDYALAYA**

BHIWAPUR DIST. NAGPUR- 441201  
ACCREDITED WITH GRADE 'B' (CGPA-2.54) BY NAAC, BENGALURU  
ISO-9001:2015

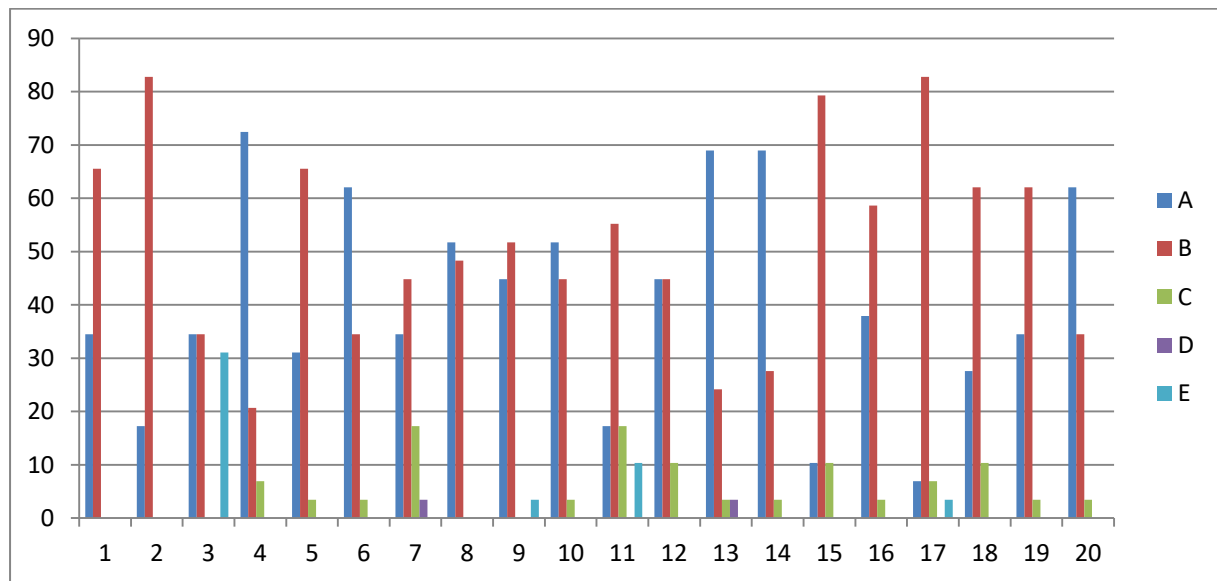
**Academic Session – 2019-20**  
**Feedback from Alumni on College**

Alumni have given their response on a 5 -point Likert scale for-

Option A- Strongly agree-	2.22
Option B- agree-	2.41
Option C- Neither agree nor disagree -	0.30
Option D- Disagree-	0.04
Option E- Strongly disagree-	0.02

**Remarks & Suggestions**

After analyzing the alumni's feedback, it has been interpreted that the alumni are satisfied with the Institutes' policies.



On X-axis – Question number

On Y-axis- Response in %

- A- Strongly agree
- B- Agree
- C- Neither agree nor disagree
- D- Disagree
- E- Strongly disagree



For question 1 - 34% alumni strongly agreed and 66% agreed.

**Interpretation-** 34% alumni strongly agreed and 66% agreed that the college is keeping up with the changing times.

For question 2 - 17% alumni strongly agreed and 83% agreed.

**Interpretation-** 17% alumni strongly agreed and 83% agreed that the college is empowered to help students achieve their goals.

For question 3 - 35% alumni strongly agreed, 34% agreed and 31% strongly disagreed.

**Interpretation-** 35% alumni strongly agreed, 34% agreed and 31% strongly disagreed that students are acquainted with the information and communication technologies used in the classrooms.

For question 04 - 72% alumni strongly agreed, 21% agreed and 7% neither agreed nor disagreed.

**Interpretation-** 72% alumni strongly agreed, 21% agreed and 7% neither agreed nor disagreed that the administration of the college is vibrant in nature.

For question 05 - 31% alumni strongly agreed, 66% agreed and 3% neither agreed nor disagreed.

**Interpretation-** 31% alumni strongly agreed, 66% agreed and 3% neither agreed nor disagreed that the college is equipped with sufficient number of computers.

For question 06 - 62% alumni strongly agreed, 35% agreed and 3% neither agreed nor disagreed.

**Interpretation-** 62% alumni strongly agreed, 35% agreed and 3% neither agreed nor disagreed that college library is updated from time to time.

For question 07- 34% alumni strongly agreed, 45% agreed, 17% neither agreed nor disagreed and 3% disagreed.

**Interpretation-** 34% alumni strongly agreed, 45% agreed, 17% neither agreed nor disagreed and 3% disagreed that college has long term policies for the bright future of the students.

For question 08 - 52% alumni strongly agreed and 48% agreed.

**Interpretation-** 52% alumni strongly agreed and 48% agreed that satisfied with the sports and other facilities available in the college.

For question 09 - 45% alumni strongly agreed, 52% agreed and 3% strongly disagreed.

**Interpretation-** 45% alumni strongly agreed, 52% agreed and 3% strongly disagreed that they see the enhancement in the quality of teachers over a period of time.

For question 10 - 52% alumni strongly agreed, 45% agreed and 3% neither agreed nor disagreed.

**Interpretation-** 52% alumni strongly agreed, 45% agreed and 3% neither agreed nor disagreed that visible and marked benefits in students' personalities from the enhanced quality of teachers.

For question 11 - 17% alumni strongly agreed, 55% agreed, 18% neither agreed nor disagreed and 10% strongly disagreed.

**Interpretation-** 17% alumni strongly agreed, 55% agreed, 18% neither agreed nor disagreed and 10% strongly disagreed that college actively involves in community development programmes.

For question 12 - 45% alumni strongly agreed, 45% agreed and 10% neither agreed nor disagreed.

**Interpretation-** 45% alumni strongly agreed, 45% agreed and 10% neither agreed nor disagreed that Timely aid is provided to the needy and poor students.

For question 13 - 69% alumni strongly agreed, 24% agreed, 4% neither agreed nor disagreed and 3% disagreed.

**Interpretation-** 69% alumni strongly agreed, 24% agreed, 4% neither agreed nor disagreed and 3% disagreed that their contribution in the development of the college is ensured.

For question 14 - 69% alumni strongly agreed, 28% agreed and 3% neither agreed nor disagreed.

**Interpretation-** 69% alumni strongly agreed, 28% agreed and 3% neither agreed nor disagreed that alumni are motivated by valuing their efforts through periodic motivation in the form of prizes.

For question 15 - 10% alumni strongly agreed, 79% agreed and 10% neither agreed nor disagreed.

**Interpretation-** 10% alumni strongly agreed, 79% agreed and 10% neither agreed nor disagreed that alumni are trained to participate in the cultural programmes (Dance, Drama etc.).

For question 16 - 38% alumni strongly agreed, 59% agreed and 3% neither agreed nor disagreed.

**Interpretation-** 38% alumni strongly agreed, 59% agreed and 3% neither agreed nor disagreed that that they are satisfied with the facilities made available in the competitive guidance centre.

For question 17 - 7% alumni strongly agreed, 83% agreed, 7% neither agreed nor disagreed and 3% strongly disagreed.

**Interpretation-** 7% alumni strongly agreed, 83% agreed, 7% neither agreed nor disagreed and 3% strongly disagreed that they are satisfied with the employment opportunities made available in the college for the students.

For question 18 - 28% alumni strongly agreed, 62% agreed and 10% neither agreed nor disagreed.

**Interpretation-** 28% alumni strongly agreed, 62% agreed and 10% neither agreed nor disagreed that they are satisfied with the free and paid consultancy services offered in the college.

For question 19 - 35% alumni strongly agreed, 62% agreed and 4% neither agreed nor disagreed.

**Interpretation-** 34% alumni strongly agreed, 62% agreed and 4% neither agreed nor disagreed that they are satisfied with the social activities taken up by the college.

For question 20 - 62% alumni strongly agreed, 34% agreed and 4% neither agreed nor disagreed.

**Interpretation-** 62% alumni strongly agreed, 34% agreed and 4% neither agreed nor disagreed that full contribution for the overall development of the college is ensured.

Compiled and submitted by –

Dr. Mangesh Kadu

# Specimen Feedback Form



## BHIWAPUR MAHAVIDYALAYA, BHIWAPUR

(B Grade with 2.54 CGPA by NAAC Bengaluru)

### Feedback of Alumni on College

Internal Quality Assurance Mechanism aims at Continuous Improvement for Academic

Excellence and Results

Session – 2019 -2020

प्रिय विद्यार्थ्यांनो,

बॅकवर्ड क्लास युथ रिलीफ कमिटीच्या अंतर्गत भिवापूर महाविद्यालय, भिवापूर जि. नागपूर येथून आपण स्नातक, स्नातकोत्तर पदवी, डॉक्टरल अभ्यासक्रम पूर्ण केला त्याबद्दल आपले आभार. हा अर्ज आपल्याकडून काही सुचना, नविन अपेक्षा इ.बद्दल माहिती मिळण्यासाठी तयार केलेला आहे. करिता आपण ते सुचवावे.

Dear Alumnus,

Thanks for considering Backward Class Youth Relief Committee's Bhiwapur Mahavidyalaya as a source of your Graduate / Post Graduate/ Doctoral Studies. This form has been designed to seek your suggestions or comments about the college.

Name: \_\_\_\_\_

Profession: \_\_\_\_\_

E- mail - .....

Contact no - .....

Kindly rate the performance on the following attributes on five point scale

A (5.0)	B (4.0)	C (3.0)	D (2.0)	E (1.0)
Strongly Agree पूर्णपणे सहमत	Agree सहमत	Neither Agree – Nor Disagree ना सहमत – ना सहमत	Disagree असहमत	Strongly Disagree पूर्णपणे असहमत

Sr. No	Attributes	Marks				
		A	B	C	D	E
01	महाविद्यालय काळानुसार बदलत आहे. The college is keeping up with the changing times.					
02	महाविद्यालय विद्यार्थ्यांचे ध्येय गाठण्यासाठी सक्षम आहे. The college is empowered to help students achieve their goals.					
03	महाविद्यालयात विद्यार्थी माहिती व संचारच्या माध्यमातून वर्गामध्ये दिल्या जाणाऱ्या शिक्षणाबद्दल परिचित आहे.					

	Students are acquainted with the Information and Communication Technologies used in the classrooms.					
04	महाविद्यालयातील प्रशासन व्यवस्था गतीषिल आहे. The Administration of the college is vibrant in nature.					
05	महाविद्यालय संपूर्ण संगणकीकृत करण्यात आले आहे. The college is equipped with sufficient number of computers.					
06	महाविद्यालयाचे ग्रंथालय अध्यावत आहे. College Library is updated from time to time					
07	महाविद्यालय विद्यार्थ्यांच्या उज्वल भविष्यासाठी काही दिर्घकालीन योजना राबविते College has long term policies for the bright future of the students.					
08	महाविद्यालयातील खेळ व उपलब्ध सुविधेविषयी आपण समाधानी आहात Satisfied with the Sports and other facilities available in the college.					
09	महाविद्यालयातील शिक्षकांच्या गुणवत्तामध्ये वाढ झाली आहे. Enhancement in the quality of teachers over a period of time.					
10	शिक्षकांच्या गुणवत्तावाढीचा फायदा विद्यार्थ्यांना होतो आहे. Visible and marked benefits in students' personalities from the enhanced quality of teachers.					
11	महाविद्यालय गावातील सामाजिक कार्यामध्ये सहभागी होत असते. College actively involves in Community Development programmes					
12	महाविद्यालय गरजू व गरिब विद्यार्थ्यांना मदत करते. Timely aid is provided to the needy and poor students.					
13	तुम्ही महाविद्यालयाच्या विकासाठी काही योगदान करता Your contribution in the development of the college is ensured					
14	गुणवत्ताधारक विद्यार्थ्यांना आपण बक्षिसे देवून प्रोत्साहित करता Students are motivated by valuing their efforts					





BACKWARD CLASS YOUTH RELIEF COMMITTEE'S  
**BHIWAPUR MAHAVIDYALAYA**

BHIWAPUR DIST. NAGPUR- 441201  
ACCREDITED WITH GRADE 'B' (CGPA-2.54) BY NAAC, BENGALURU  
ISO-9001:2015

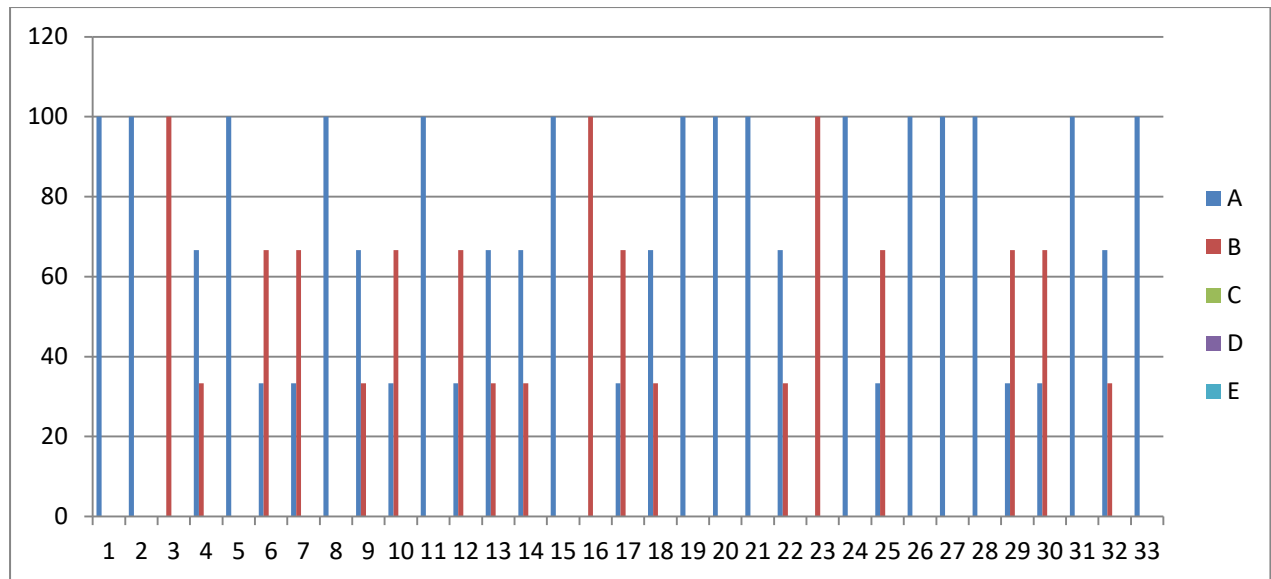
Academic Session – 2019-20  
Feedback of Management on college  
Feedback Analysis

Management have given their Responses on a 5 -point Likert Scale for-

Option A- Strongly agree-	3.38
Option B- Agree-	1.61
Option C- Neither agree nor disagree -	0.00
Option D- Disagree-	0.00
Option E- Strongly disagree-	0.00

**Remarks & Suggestions**

After analyzing the management's feedback, it has been interpreted that the management is satisfied with the Institution's performance.



On X-axis – Question number

On Y-axis- Response in %

- A- Strongly agree
- B- Agree
- C- Neither agree nor disagree
- D- Disagree
- E- Strongly disagree

For question 1 – 100% management members strongly agreed.

**Interpretation-** 100% management member strongly agreed that the college strives to fulfill the objectives for which it has been started.

For question 2 – 100% management members strongly agreed.

**Interpretation-** 100% management members strongly agreed that students of the college pursue intellectual, social and cultural programmes apart from being part of teaching-learning & evaluation processes.

For question 3 – 100% management members agreed.

**Interpretation-** 100% management members agreed that the administration of the college encourages ICT in imparting quality education.

For question 4 – 67% management members strongly agreed and 33% agreed.

**Interpretation-** 67% management members strongly agreed and 33% agreed that apart from regular academic guidance students are sensitized towards intellectual, social and cultural heritage of India as well as the entire world from time to time.

For question 5 – 100% management members strongly agreed.

**Interpretation-** 100% management members strongly agreed that the administration is committed in its outlook

For question 6 – 33% management members strongly agreed and 67% agreed.

**Interpretation-** 33% Management member strongly agreed and 67% agreed that faculty is inclined towards research work and up-gradation of knowledge from time to time

For question 7 – 33% management members strongly agreed and 67% agreed.

**Interpretation-** 33% management members strongly agreed and 67% agreed that ample sports infrastructural facilities and opportunities are available for the students and staff of the college.

For question 8 – 100% management members strongly agreed.

**Interpretation-** 100% management members strongly agreed that scholarship facilities are provided to the students through various government schemes.

For question 9 – 67% management members strongly agreed and 33% agreed.

**Interpretation-** 67% management members strongly agreed and 33% agreed that separate washrooms are available for women faculty and girl students of the college.

For question 10 – 33% management members strongly agreed and 67% agreed.

**Interpretation-** 33% management members strongly agreed and 67% agreed that management is made aware of the day to day activities of the college.

For question 11– 100% management members strongly agreed.

**Interpretation-** 100% management members strongly agreed that dress code is implemented for the faculty as well as for the students.

For question 12 – 33% management members strongly agreed and 67% agreed.



**Interpretation-** 33% management members strongly agreed and 67% agreed that staff of the college is well versed with ICT.

For question 13– 67% management members strongly agreed and 33% agreed.

**Interpretation-** 67% management members strongly agreed and 33% agreed that the college indulges in its readiness in all areas to provide employment through quality education.

For question 14 – 67% management members strongly agreed and 33% agreed.

**Interpretation-** 67% management members strongly agreed and 33% agreed that implementation of various government schemes for the poor and needy students.

For question 15– 100% management members strongly agreed.

**Interpretation-** 100% management members strongly agreed that apart from imparting education, the college is active in its Institutional Social Responsibilities (ISR) towards the poor and the needy through its various outreach programmes.

For question 16– 100% management members agreed.

**Interpretation-** 100% management members agreed that contribution of alumni in promoting and shaping the future citizens of India.

For question 17 – 33% management members strongly agreed and 67% agreed.

**Interpretation-** 33% management members strongly agreed and 67% agreed that mutual trust, coordination and understanding among the teachers, students, parents and the alumni.

For question 18– 67% management members strongly agreed and 33% agreed.

**Interpretation-** 67% management members strongly agreed and 33% agreed that de-addiction programmes are organized in its letter and spirit.

For question 19– 100% management members strongly agreed.

**Interpretation-** 100% management members strongly agreed that striving hard to keep the campus eco- friendly and green.

For question 20– 100% management members strongly agreed.

**Interpretation-** 100% management members strongly agreed that self-financed courses are implemented.

For question 21– 100% management members strongly agreed.

**Interpretation-** 100% management members strongly agreed that students are benefited by various schemes/projects of the University Grants Commission.

For question 22 – 67% management members strongly agreed and 33% agreed.

**Interpretation-** 67% management members strongly agreed and 33% agreed that students are continuously motivated to carry research work with the faculty.

For question 23– 100% management members agreed.

**Interpretation-** 100% management members agreed that use of ICT in imparting quality education.

For question 24– 33% Management member strongly agreed and 67% agreed.

**Interpretation-** 33% Management member strongly agreed and 67% agreed that the institution is striving for getting the status of college with potential for excellence.

For question 25– 33% management members strongly agreed and 67% agreed.

**Interpretation-** 33% management members strongly agreed and 67% agreed that the college always bears in mind the mission and vision of the institute.

For question 26– 100% management members strongly agreed.

**Interpretation-** 100% management members strongly agreed that library and administration departments are computerized.

For question 27– 100% management members strongly agreed.

**Interpretation-** 100% management members strongly agreed that gym facility is available in the campus.

For question 28– 100% management members strongly agreed.

**Interpretation-** 100% management members strongly agreed that the college runs fully/ partially on solar/renewable energy

For question 29– 33% management members strongly agreed and 67% agreed.

**Interpretation-** 33% management members strongly agreed and 67% agreed that the college ensures water harvesting in the entire campus.

For question 30 – 33% management members strongly agreed and 67% agreed.

**Interpretation-** 33% management members strongly agreed and 67% agreed that the canteen services are in tandem with requirements and health of the students.

For question 31– 100% management members strongly agreed.

**Interpretation-** 100% management members strongly agreed that grievances' of the employees are addressed from time to time.

For question 32 – 67% management members strongly agreed and 33% agreed.

**Interpretation-** 67% management members strongly agreed and 33% agreed that faculties are provided computers with updated technology.

For question 33– 100% management members strongly agreed.

**Interpretation-** 100% management members strongly agreed that women's grievance cell functions in tandem with the rules laid down by the university.

Prepared and submitted by –

Dr. Mangesh Kadu



## Specimen Feedback Form

BHIWAPUR MAHAVIDYALAYA, BHIWAPUR  
(B Grade with 2.54 CGPA by NAAC Bengaluru)

### Feedback of Management on College

(BACKWARD CLASS YOUTH RELIEF COMMITTEE, KHAMLA, NAGPUR)

Internal Quality Assurance Mechanism aimed at Continuous Improvement for Academic  
Excellence and Results  
Session – 2019-2020

Name: \_\_\_\_\_

Designation: \_\_\_\_\_

Kindly rate the performance on the following attributes on five point scale

Strongly agree- 5.00	Agree- 4.00	Neither agree nor disagree- 3.00	Disagree- 2.00	Strongly disagree- 1.0
A	B	C	D	E

Sr. No	Attributes	Marks				
		A	B	C	D	E
01	महाविद्यालय ज्या उद्दिष्टांसाठी सुरु केल्या गेले त्याची पूर्ती करते The college strives to fulfill the objectives for which it has been started.					
02	शैक्षणिक प्रक्रियेव्यतिरिक्त महाविद्यालयीन विद्यार्थी, बौद्धिक सामाजिक व सांस्कृतिक कार्यक्रमात सहभागी होतात. Students of the college pursue intellectual, social and cultural programmes apart from being part of teaching-learning & evaluation processes.					
03	महाविद्यालय प्रशासन आधुनिक पध्दतीने गुणात्मक शिक्षण (आय. सी.टी.) देण्यासाठी प्रोत्साहित करते. The Administration of the college encourages ICT in imparting quality education.					
04	महाविद्यालयातील विद्यार्थ्यांना शिक्षणाव्यतिरिक्त, भारतातील तसेच जगातील बौद्धिक, सामाजिक व सांस्कृतिक वारसा जपण्यासाठी वेळोवेळी जागृत केल्या जाते. Apart from regular academic guidance students are sensitized towards intellectual, social and cultural heritage of India as well as the entire world from time to time .					
05	महाविद्यालयातील प्रशासन व्यवस्था दृष्टीकोनात वचनबध्द आहे The Administration is committed in its outlook					
06	महाविद्यालयातील शिक्षक हे संशोधन व अद्यावत ज्ञान ग्रहणाकरीता					

	कार्यान्वीत आहे. Faculty is inclined towards Research work and up-gradation of knowledge from time to time					
07	महाविद्यालय विद्यार्थ्यांना तसेच कर्मचाऱ्यांना खेळाषी निगडीत पुरेष्ण सौयीसुविधल व संधी उपलब्ध करून देते Ample Sports infrastructural facilities and opportunities are available for the students and staff of the college.					
08	विद्यार्थ्यांना शलसनाच्या मलरुत विविध षिष्यवृत्ती महाविद्यालय उपलब्ध करून देते Scholarship facilities are provided to the students through various Government schemes					
09	महाविद्यालयातील महिलांसाठी व विद्यार्थीनीसाठी वेगवेगळे प्रसाधनगृह आहे Separate washrooms are available for women faculty and girl students of the college					
10	महाविद्यालयातील होणल्या विविध उपकृमललबत व्यवस्थापन समितीलल मलहिती दिली जलत असते. Management is made aware of the day to day activities of the college.					
11	महाविद्यालयातील षिक्षकलंनल व विद्यार्थ्यांनल ड्रेसकोड ललगू केले आहे Dress code is implemented for the faculty as well as for the students					
12	महाविद्यालयीन कर्मचारी मलहिती व संवलद तंत्रज्ञलन(आय.सी.टी.) च्या ज्ञलनललबलद उत्तम व निपूण आहे. Staff of the college is well versed with ICT					
13	महाविद्यालयातील विद्यार्थ्यांनल गुणलत्मक षिक्षणलद्वारे रोजगलर प्रलप्त करण्यलस महाविद्यालय तत्पर आहे The College indulges in its readiness in all areas to provide employment through quality education.					
14	महाविद्यालय गरीब व गरजू विद्यार्थ्यांकरीतल विविध सरकलरी योजनल कर्यलन्वित करते Implementation of various Government schemes for the poor and needy students					
15	षिक्षणलव्यतिरिक्त गलवलमध्ये व झोपडपट्यलमधील गरीब व गरजू लोकलंकरीतल सलमलजीक उत्तरदलयलतवलनुसलर संस्थलत्मक सलमलजिक जलबलदलरी (आय. एस.आर.) च्या मलध्यमलतून महाविद्यालय विविध कल्यलणलत्मक कर्यकृम रलबलविते Apart from imparting education, the college is active in its Institutional Social Responsibilities (ISR) towards the poor and the needy through its various outreach programmes.					

16	महाविद्यालयातील माजी विद्यार्थी भारतातील भविष्यातील सुजान नागरिकांना आकार देण्यास कार्य करतात Contribution of Alumni in promoting and shaping the future citizens of India					
17	महाविद्यालयातील शिक्षक, विद्यार्थी व पालक महाविद्यालयाबाबत विष्वास संपादन करतात. Mutual trust, coordination and understanding among the teachers, students, parents and the alumni					
18	विद्यार्थी व कर्मचाऱ्यांसाठी नषाबंदी कार्यक्रम महाविद्यालय राबवित आहे. De-addiction programmes are organized in its letter and spirit					
19	महाविद्यालयीन परिसराचे हिरवळीकरण व सौंदर्यीकरण करण्यासाठी महाविद्यालय प्रयत्नरत आहे. Striving hard to keep the campus eco- friendly and green					
20	महाविद्यालयांनी स्व-अर्थसहाय्य अभ्यासक्रम (सेल्फ फायनन्सील कोर्स) चालु केले आहे Self-financed courses are implemented					
21	विद्यापीठ अनुदान आयोगाच्या विविध योजनांचा फायदा विद्यार्थ्यांना पोहचत आहे Students are benefited by various schemes/projects of the University Grants Commission					
22	विद्यार्थ्यांना शिक्षकांसोबतच संसोधन करण्यास प्रोत्साहित केल्या जाते. Students are continuously motivated to carry Research work with the faculty.					
23	महाविद्यालयामध्ये विद्यार्थ्यांच्या शैक्षणिक कार्यमध्ये अत्याधुनिक तंत्रज्ञानाचा(आय.सी.टी.) वापर करण्यात येते Use of ICT in imparting quality education.					
24	महाविद्यालय प्रोटेप्शियल एक्सलेन्स मिळविण्याकरीता प्रयत्न करत आहे. The Institution is striving for getting the status of College with Potential for Excellence.					
25	महाविद्यालय सदैव महाविद्यालयाचे कार्यक्षेत्र व दृष्टीकोन लक्षात ठेवून कार्य करते. The college always bears in mind the mission and vision of the Institute.					
26	ग्रंथालय व कार्यालय विभाग संगणकीकृत करण्यात आले आहे. Library and Administration departments are computerized.					

27	महाविद्यालयात अद्यावत जिमनेषियमची व्यवस्था आहे Gym facility is available in the campus .					
28	महाविद्यालय पूर्णता किंवा अंशता सौरउर्जावर किंवा अक्षय उर्जेवर चालते The College runs fully/ partially on Solar / Renewable energy					
29	महाविद्यालयात सगळीकडे पाण्याची साठवण केल्या जाते. The College ensures water harvesting in the entire campus.					
30	महाविद्यालयातील उपहारगृह सेवा विद्यार्थ्यांच्या आवश्यकतेनुसार व आरोग्याच्या दृष्टीने योग्य आहे. The canteen services are in tandem with requirements and health of the students.					
31	कर्मचाऱ्यांच्या तक्रारी वेळोवेळी सोडविल्या जातात. Grievances' of the employees are addressed from time to time.					
32	शिक्षकांना अद्यावत तंत्रज्ञानासह संगणक पुरविण्यात आलेले आहे. Faculties are provided computers with updated technology.					
33	विद्यापीठाने दिलेल्या नियमावलीनुसार महिला तक्रार केंद्र कार्य करते. Women's grievance cell functions in tandem with the rules laid down by the University.					
34	भविष्यातील सुधारणांसाठी काही सुचना. Suggestions for future improvements :  <hr/> <hr/> <hr/> <hr/> <hr/> <hr/>					
<b>Signature</b>						

## Feedback of Management on College



**BHIWAPUR MAHAVIDYALAYA, BHIWAPUR**  
(B Grade with 2.54 CGPA by NAAC Bengaluru)

### Feedback of Management on College

(BACKWARD CLASS YOUTH RELIEF COMMITTEE, KHAMLA, NAGPUR)

Internal Quality Assurance Mechanism aimed at Continuous Improvement for Academic Excellence and Results

Session – 2019-2020

Name: Smt. Sumanmala B. Mulak

Designation: President BCYRC

Kindly rate the performance on the following attributes on four point scale


Strongly agree- 5.00	Agree- 4.00	Neither agree nor disagree- 3.00	Disagree- 2.00	Strongly disagree- 1.0
A	B	C	D	E

Sr. No	Attributes	Marks				
		A	B	C	D	E
01	महाविद्यालय ज्या उद्दिष्टांसाठी सुरु केल्या गेले त्याची पूर्ती करते The college strives to fulfill the objectives for which it has been started.	✓				
02	शैक्षणिक प्रक्रियेव्यतिरिक्त महाविद्यालयीन विद्यार्थी, बौद्धिक सामाजिक व सांस्कृतिक कार्यक्रमात सहभागी होतात. Students of the college pursue intellectual, social and cultural programmes apart from being part of teaching-learning & evaluation processes.	✓				
03	महाविद्यालय प्रशासन आधुनिक पध्दतीने गुणात्मक शिक्षण (आय सी टी) देण्यासाठी प्रोत्साहित करते. The Administration of the college encourages ICT in imparting quality education.		✓			
04	महाविद्यालयातील विद्यार्थ्यांना शिक्षणाव्यतिरिक्त, भारतातील तसेच जगातील बौद्धिक, सामाजिक व सांस्कृतिक वारसा जपण्यासाठी वेळोवेळी जागृत केल्या जाते. Apart from regular academic guidance students are sensitized towards intellectual, social and cultural heritage of India as well as the entire world from time to time.		✓			
05	महाविद्यालयातील प्रशासन व्यवस्था दृष्टीकोनात त्वनबध्द आहे The Administration is committed in its outlook		✓			
06	महाविद्यालयातील शिक्षक हे संशोधन व अद्यावत ज्ञान ग्रहणाकरीता कार्यान्वीत आहे.					

	Faculty is inclined towards Research work and up-gradation of knowledge from time to time	✓				
07	महाविद्यालय विद्यार्थ्यांना तसेच कर्मचाऱ्यांना खेळाची निगडीत पुरेसा सोयीसुविधा व संधी उपलब्ध करून देते Ample Sports infrastructural facilities and opportunities are available for the students and staff of the college.	✓				
08	विद्यार्थ्यांना शासनाच्या मार्फत विविध शिष्यवृत्ती महाविद्यालय उपलब्ध करून देते Scholarship facilities are provided to the students through various Government schemes	✓				
09	महाविद्यालयातील महिलांसाठी व विद्यार्थिनींसाठी वेगवेगळे प्रसाधनगृह आहे Separate washrooms are available for women faculty and girl students of the college	✓				
10	महाविद्यालयातील होणाऱ्या विविध उपकरणाबाबत व्यवस्थापन समितीला माहिती दिली जात असते. Management is made aware of the day to day activities of the college.	✓				
11	महाविद्यालयातील शिक्षकांना व विद्यार्थ्यांना ड्रेसकोड लागू केले आहे Dress code is implemented for the faculty as well as for the students	✓				
12	महाविद्यालयीन कर्मचारी माहिती व संवाद तंत्रज्ञान(आय.सी.टी.) च्या ज्ञानाबाबत उत्तम व निपूण आहे. Staff of the college is well versed with ICT	✓				
13	महाविद्यालयातील विद्यार्थ्यांना गुणात्मक शिक्षणाद्वारे रोजगार प्राप्त करण्यास महाविद्यालय तत्पर आहे The College indulges in its readiness in all areas to provide employment through quality education.	✓				
14	महाविद्यालय गरीब व गरजू विद्यार्थ्यांकरिता विविध सरकारी योजना कार्यान्वित करते Implementation of various Government schemes for the poor and needy students	✓				
15	शिक्षणाव्यतिरिक्त गावामध्ये व झोपडपट्ट्यामधील गरीब व गरजू लोकांकरिता सामाजिक उत्तरदायित्वानुसार संस्थात्मक सामाजिक जबाबदारी (आय. एस.आर.) च्या माध्यमातून महाविद्यालय विविध कल्याणात्मक कार्यक्रम राबविते Apart from imparting education, the college is active in its Institutional Social Responsibilities (ISR) towards the poor and the needy through its various outreach programmes.	✓				



16	महाविद्यालयातील माजी विद्यार्थी भारतातील भविष्यातील सुज्ञान नागरिकांना आकार देण्यास कार्य करतात Contribution of Alumni in promoting and shaping the future citizens of India		✓			
17	महाविद्यालयातील शिक्षक, विद्यार्थी व पालक महाविद्यालयाबाबत विश्वास संपादन करतात. Mutual trust, coordination and understanding among the teachers, students, parents and the alumni	✓				
18	विद्यार्थी व कर्मचाऱ्यांसाठी नशाबंदी कार्यक्रम महाविद्यालय राबवित आहे. De-addiction programmes are organized in its letter and spirit		✓			
19	महाविद्यालयीन परिसराचे हिरवळीकरण व सौंदर्यीकरण करण्यासाठी महाविद्यालय प्रयत्नरत आहे. Striving hard to keep the campus eco- friendly and green	✓				
20	महाविद्यालयांनी स्व-अर्थसहाय्य अभ्यासक्रम (सेल्फ फायनन्सील कोर्स) चालू केले आहे Self financed courses are implemented	✓				
21	विद्यापीठ अनुदान आयोगाच्या विविध योजनांचा फायदा विद्यार्थ्यांना पोहचत आहे Students are benefited by various schemes/projects of the University Grants Commission		✓			
22	विद्यार्थ्यांना शिक्षकांसोबतच संसोधन करण्यास प्रोत्साहित केल्या जाते. Students are continuously motivated to carry Research work with the faculty.		✓			
23	महाविद्यालयामध्ये विद्यार्थ्यांच्या शैक्षणिक कार्यमध्ये अत्याधुनिक तंत्रज्ञानाचा(आय.सी.टी.) वापर करण्यात येते Use of ICT in imparting quality education.		✓			
24	महाविद्यालय प्रोटेप्शियल एक्सलेन्स मिळविण्याकरीता प्रयत्न करत आहे. The Institution is striving for getting the status of College with Potential for Excellence.	✓				
25	महाविद्यालय सदैव महाविद्यालयाचे कार्यक्षेत्र व दृष्टीकोन लक्षात ठेवून कार्य करते. The college always bears in mind the mission and vision of the Institute.	✓				
26	ग्रंथालय व कार्यालय विभाग संगणकीकृत करण्यात आले आहे. Library and Administration departments are computerized.		✓			

27	महाविद्यालयात अद्यावत जिमनेषियमची व्यवस्था आहे Gym facility is available in the campus .	✓				
28	महाविद्यालय पूर्णता किंवा अंशता सौरउर्जावर किंवा अक्षय उर्जेवर चालते The College runs fully/ partially on Solar / Renewable energy	✓				
29	महाविद्यालयात सगळीकडे पाण्याची साठवण केल्या जाते. The College ensures water harvesting in the entire campus.		✓			
30	महाविद्यालयातील उपहारगृह सेवा विद्यार्थ्यांच्या आवश्यकतेनुसार व आरोग्याच्या दृष्टीने योग्य आहे. The canteen services are in tandem with requirements and health of the students.		✓			
31	कर्मचाऱ्यांच्या तक्रारी वेळोवेळी सोडविल्या जातात. Grievances' of the employees are addressed from time to time.	✓				
32	शिक्षकांना अद्यावत तंत्रज्ञानासह संगणक पुरविण्यात आलेले आहे. Faculties are provided computers with updated technology.	✓				
33	विद्यापीठाने दिलेल्या नियमावलीनुसार महिला तक्रार केंद्र कार्य करते. Women' s grievance cell functions in tandem with the rules laid down by the University.	✓				
34	भविष्यातील सुधारणांसाठी काही सुचना. Suggestions for future improvements :					
<hr/> <hr/> <hr/> <hr/> <hr/> <hr/> <hr/> <hr/>						
 Signature						



BHIWAPUR MAHAVIDYALAYA, BHIWAPUR  
(B Grade with 2.54 CGPA by NAAC Bengaluru)

**Feedback of Management on College**

(BACKWARD CLASS YOUTH RELIEF COMMITTEE, KHAMLA, NAGPUR)

Internal Quality Assurance Mechanism aimed at Continuous Improvement for Academic  
Excellence and Results

Session – 2019-2020

Name: Shri. Rajendra B. Mulak

Designation: Secretary, BCYRC


Kindly rate the performance on the following attributes on four point scale

Strongly agree- 5.00	Agree- 4.00	Neither agree nor disagree- 3.00	Disagree- 2.00	Strongly disagree- 1.0
A	B	C	D	E

Sr. No	Attributes	Marks				
		A	B	C	D	E
01	महाविद्यालय ज्या उद्दिष्टांसाठी सुरु केल्या गेले त्याची पूर्ती करते The college strives to fulfill the objectives for which it has been started.	/				
02	शैक्षणिक प्रक्रियेव्यतिरिक्त महाविद्यालयीन विद्यार्थी, बौद्धिक सामाजिक व सांस्कृतिक कार्यक्रमात सहभागी होतात. Students of the college pursue intellectual, social and cultural programmes apart from being part of teaching-learning & evaluation processes.	/				
03	महाविद्यालय प्रशासन आधुनिक पध्दतीने गुणात्मक शिक्षण (आय. सी.टी.) देण्यासाठी प्रोत्साहित करते. The Administration of the college encourages ICT in imparting quality education.	/				
04	महाविद्यालयातील विद्यार्थ्यांना शिक्षणाव्यतिरिक्त, भारतातील तसेच जगातील बौद्धिक, सामाजिक व सांस्कृतिक वारसा जपण्यासाठी वेळोवेळी जागृत केल्या जाते. Apart from regular academic guidance students are sensitized towards intellectual, social and cultural heritage of India as well as the entire world from time to time .	/				
05	महाविद्यालयातील प्रशासन व्यवस्था दृष्टीकोनात वचनबध्द आहे The Administration is committed in its outlook	/				
06	महाविद्यालयातील शिक्षक हे संशोधन व अद्यावत ज्ञान ग्रहणाकरीता कार्यान्वीत आहे.					

	Faculty is inclined towards Research work and up-gradation of knowledge from time to time					
07	महाविद्यालय विद्यार्थ्यांना तसेच कर्मचाऱ्यांना खेळाची निगडीत पुरेशा सोयीसुविधा व संधी उपलब्ध करून देते Ample Sports infrastructural facilities and opportunities are available for the students and staff of the college.	/				
08	विद्यार्थ्यांना शासनाच्या मार्फत विविध विषयवृत्ती महाविद्यालय उपलब्ध करून देते Scholarship facilities are provided to the students through various Government schemes	/				
09	महाविद्यालयातील महिलांसाठी व विद्यार्थीनींसाठी वेगवेगळे प्रसाधनगृह आहे Separate washrooms are available for women faculty and girl students of the college	/				
10	महाविद्यालयातील होणाऱ्या विविध उपक्रमाबाबत व्यवस्थापन समितीला माहिती दिली जात असते. Management is made aware of the day to day activities of the college.	/				
11	महाविद्यालयातील शिक्षकांना व विद्यार्थ्यांना ड्रेसकोड लागू केले आहे Dress code is implemented for the faculty as well as for the students	/				
12	महाविद्यालयीन कर्मचारी माहिती व संवाद तंत्रज्ञान(आय.सी.टी.) च्या ज्ञानाबाबत उत्तम व निपूण आहे. Staff of the college is well versed with ICT	/				
13	महाविद्यालयातील विद्यार्थ्यांना गुणात्मक शिक्षणाद्वारे रोजगार प्राप्त करण्यास महाविद्यालय तत्पर आहे The College indulges in its readiness in all areas to provide employment through quality education.	/				
14	महाविद्यालय गरीब व गरजू विद्यार्थ्यांकरिता विविध सरकारी योजना कार्यान्वित करते Implementation of various Government schemes for the poor and needy students	/				
15	शिक्षणाव्यतिरिक्त गोवामध्ये व झोपडपट्ट्यामधील गरीब व गरजू लोकांकरिता सामाजिक उत्तरदायात्वानुसार संस्थात्मक सामाजिक जबाबदारी (आय. एस.आर.) च्या माध्यमातून महाविद्यालय विविध कल्याणात्मक कार्यक्रम राबविते Apart from imparting education, the college is active in its Institutional Social Responsibilities (ISR) towards the poor and the needy through its various outreach programmes.	/				

16	महाविद्यालयातील माजी विद्यार्थी भारतातील भविष्यातील सुजान नागरिकांना आकार देण्यास कार्य करतात Contribution of Alumni in promoting and shaping the future citizens of India							
17	महाविद्यालयातील शिक्षक, विद्यार्थी व पालक महाविद्यालयाबाबत विश्वास संपादन करतात. Mutual trust, coordination and understanding among the teachers, students, parents and the alumni							
18	विद्यार्थी व कर्मचाऱ्यांसाठी नषाबंदी कार्यक्रम महाविद्यालय राबवित आहे. De-addiction programmes are organized in its letter and spirit							
19	महाविद्यालयीन परिसराचे हिरवळीकरण व सौंदर्यीकरण करण्यासाठी महाविद्यालय प्रयत्नरत आहे. Striving hard to keep the campus eco- friendly and green							
20	महाविद्यालयांनी स्व-अर्थसहाय्य अभ्यासक्रम (सेल्फ फायनन्सील कोर्स) चालू केले आहे Self financed courses are implemented							
21	विद्यापीठ अनुदान आयोगाच्या विविध योजनांचा फायदा विद्यार्थ्यांना पोहचत आहे Students are benefited by various schemes/projects of the University Grants Commission							
22	विद्यार्थ्यांना शिक्षकांसोबतच संसोधन करण्यास प्रोत्साहित केल्या जाते. Students are continuously motivated to carry Research work with the faculty.							
23	महाविद्यालयामध्ये विद्यार्थ्यांच्या शैक्षणिक कार्यमध्ये अत्याधुनिक तंत्रज्ञानाचा(आय.सी.टी.) वापर करण्यात येते Use of ICT in imparting quality education.							
24	महाविद्यालय प्रोटेष्पियल एक्सलेन्स मिळविण्याकरीता प्रयत्न करत आहे. The Institution is striving for getting the status of College with Potential for Excellence.							
25	महाविद्यालय सदैव महाविद्यालयाचे कार्यक्षेत्र व दृष्टीकोन लक्षात ठेवून कार्य करते. The college always bears in mind the mission and vision of the Institute.							
26	ग्रंथालय व कार्यालय विभाग संगनकीकृत करण्यात आले आहे. Library and Administration departments are computerized.							

27	महाविद्यालयात अद्यावत जिमनेषियमची व्यवस्था आहे Gym facility is available in the campus .	✓				
28	महाविद्यालय पूर्णता किंवा अंशता सौरउर्जावर किंवा अक्षय उर्जेवर चालते The College runs fully/ partially on Solar / Renewable energy	✓				
29	महाविद्यालयात सगळीकडे पाण्याची साठवण केल्या जाते. The College ensures water harvesting in the entire campus.	✓				
30	महाविद्यालयातील उपहारगृह सेवा विद्यार्थ्यांच्या आवश्यकतेनुसार व आरोग्याच्या दृष्टीने योग्य आहे. The canteen services are in tandem with requirements and health of the students.	✓				
31	कर्मचाऱ्यांच्या तक्रारी वेळोवेळी सोडविल्या जातात. Grievances' of the employees are addressed from time to time.	✓				
32	शिक्षकांना अद्यावत तंत्रज्ञानासह संगणक पुरविण्यात आलेले आहे. Faculties are provided computers with updated technology.	✓				
33	विद्यापीठाने दिलेल्या नियमावलीनुसार महिला तक्रार केंद्र कार्य करते. Women' s grievance cell functions in tandem with the rules laid down by the University.	✓				
34	भविष्यातील सुधारणांसाठी काही सुचना. Suggestions for future improvements :					
<hr/> <hr/> <hr/> <hr/> <hr/> <hr/> <hr/>						
 <b>Signature</b> Chairperson / Secretary Backward Class Youth Relief Committee Nagpur.						



BHIWAPUR MAHAVIDYALAYA, BHIWAPUR  
(B Grade with 2.54 CGPA by NAAC Bengaluru)

**Feedback of Management on College**

(BACKWARD CLASS YOUTH RELIEF COMMITTEE, KHAMLA, NAGPUR)

Internal Quality Assurance Mechanism aimed at Continuous Improvement for Academic  
Excellence and Results

Session – 2019-2020

Name: Shaj. Yashraj. R. Mulak

Designation: Treasurer, BCYRC

Kindly rate the performance on the following attributes on four point scale


Strongly agree- 5.00 A	Agree- 4.00 B	Neither agree nor disagree- 3.00 C	Disagree- 2.00 D	Strongly disagree- 1.0 E
------------------------------	---------------------	--	------------------------	--------------------------------

Sr. No	Attributes	Marks				
		A	B	C	D	E
01	महाविद्यालय ज्या उद्दिष्टांसाठी सुरु केल्या गेले त्याची पूर्ती करते The college strives to fulfill the objectives for which it has been started.	✓				
02	शैक्षणिक प्रक्रियेव्यतिरिक्त महाविद्यालयीन विद्यार्थी, बौद्धिक सामाजिक व सांस्कृतिक कार्यक्रमात सहभागी होतात. Students of the college pursue intellectual, social and cultural programmes apart from being part of teaching-learning & evaluation processes.	✓				
03	महाविद्यालय प्रशासन आधुनिक पध्दतीने गुणात्मक शिक्षण (आय. सी.टी.) देण्यासाठी प्रोत्साहित करते. The Administration of the college encourages ICT in imparting quality education.	✓				
04	महाविद्यालयातील विद्यार्थ्यांना शिक्षणाव्यतिरिक्त, भारतातील तसेच जगातील बौद्धिक, सामाजिक व सांस्कृतिक वारसा जपण्यासाठी वेळोवेळी जागृत केल्या जाते. Apart from regular academic guidance students are sensitized towards intellectual, social and cultural heritage of India as well as the entire world from time to time .	✓				
05	महाविद्यालयातील प्रशासन व्यवस्था दृष्टीकोनात वचनबद्ध आहे The Administration is committed in its outlook	✓				
06	महाविद्यालयातील शिक्षक हे संशोधन व अद्यावत ज्ञान ग्रहणाकरीता कार्यान्वीत आहे.					

	Faculty is inclined towards Research work and up-gradation of knowledge from time to time					
07	महाविद्यालय विद्यार्थ्यांना तसेच कर्मचाऱ्यांना खेळाची निगडीत पुरेवा सोयीसुविधा व संधी उपलब्ध करून देते Ample Sports infrastructural facilities and opportunities are available for the students and staff of the college.	✓				
08	विद्यार्थ्यांना शासनाच्या मार्फत विविध शिष्यवृत्ती महाविद्यालय उपलब्ध करून देते Scholarship facilities are provided to the students through various Government schemes	✓				
09	महाविद्यालयातील महिलांसाठी व विद्यार्थींसाठी वेगवेगळे प्रसाधनगृह आहे Separate washrooms are available for women faculty and girl students of the college	✓				
10	महाविद्यालयातील होणाऱ्या विविध उपकरणाबाबत व्यवस्थापन समितीला माहिती दिली जात असते. Management is made aware of the day to day activities of the college.	✓				
11	महाविद्यालयातील शिक्षकांना व विद्यार्थ्यांना ड्रेसकोड लागू केले आहे Dress code is implemented for the faculty as well as for the students	✓				
12	महाविद्यालयीन कर्मचारी माहिती व संवाद तंत्रज्ञान(आय.सी.टी.) च्या ज्ञानाबाबत उत्तम व निपूण आहे. Staff of the college is well versed with ICT	✓				
13	महाविद्यालयातील विद्यार्थ्यांना गुणात्मक शिक्षणाद्वारे रोजगार प्राप्त करण्यास महाविद्यालय तत्पर आहे The College indulges in its readiness in all areas to provide employment through quality education.	✓				
14	महाविद्यालय गरीब व गरजू विद्यार्थ्यांकरिता विविध सरकारी योजना कार्यान्वित करते Implementation of various Government schemes for the poor and needy students	✓				
15	शिक्षणाव्यतिरिक्त गावामध्ये व झोपडपट्ट्यामधील गरीब व गरजू लोकांकरिता सामाजिक उत्तरदायित्वानुसार संस्थात्मक सामाजिक जबाबदारी (आय. एस.आर.) च्या माध्यमातून महाविद्यालय विविध कल्याणात्मक कार्यक्रम राबविते Apart from imparting education, the college is active in its Institutional Social Responsibilities (ISR) towards the poor and the needy through its various outreach programmes.	✓				



16	महाविद्यालयातील माजी विद्यार्थी भारतातील भविष्यातील सुजान नागरिकांना आकार देण्यास कार्य करतात Contribution of Alumni in promoting and shaping the future citizens of India								
17	महाविद्यालयातील शिक्षक, विद्यार्थी व पालक महाविद्यालयाबाबत विष्वास संपादन करतात. Mutual trust, coordination and understanding among the teachers, students, parents and the alumni								
18	विद्यार्थी व कर्मचाऱ्यांसाठी नषाबंदी कार्यक्रम महाविद्यालय राबवित आहे. De-addiction programmes are organized in its letter and spirit								
19	महाविद्यालयीन परिसराचे हिरवळीकरण व सौंदर्यीकरण करण्यासाठी महाविद्यालय प्रयत्नरत आहे. Striving hard to keep the campus eco- friendly and green								
20	महाविद्यालयांनी स्व-अर्थसहाय्य अभ्यासक्रम (सेल्फ फायनन्सील कोर्स) चालू केले आहे Self financed courses are implemented								
21	विद्यापीठ अनुदान आयोगाच्या विविध योजनांचा फायदा विद्यार्थ्यांना पोहचत आहे Students are benefited by various schemes/projects of the University Grants Commission								
22	विद्यार्थ्यांना शिक्षकांसोबतच संसोधन करण्यास प्रोत्साहित केल्या जाते. Students are continuously motivated to carry Research work with the faculty.								
23	महाविद्यालयामध्ये विद्यार्थ्यांच्या शैक्षणिक कार्यमध्ये अत्याधुनिक तंत्रज्ञानाचा(आय.सी.टी.) वापर करण्यात येते Use of ICT in imparting quality education.								
24	महाविद्यालय प्रोटेप्शियल एक्सलेन्स मिळविण्याकरीता प्रयत्न करत आहे. The Institution is striving for getting the status of College with Potential for Excellence.								
25	महाविद्यालय सदैव महाविद्यालयाचे कार्यक्षेत्र व दृष्टीकोन लक्षात ठेवून कार्य करते. The college always bears in mind the mission and vision of the Institute.								
26	ग्रंथालय व कार्यालय विभाग संगणकीकृत करण्यात आले आहे. Library and Administration departments are computerized.								

27	महाविद्यालयात अद्यावत जिमनेविद्यमची व्यवस्था आहे Gym facility is available in the campus .	/			
28	महाविद्यालय पूर्णता किंवा अंशता सौरउर्जावर किंवा अक्षय उर्जेवर चालते The College runs fully/ partially on Solar / Renewable energy .	/			
29	महाविद्यालयात सगळीकडे पाण्याची साठवण केल्या जाते. The College ensures water harvesting in the entire campus.	/			
30	महाविद्यालयातील उपहारगृह सेवा विद्यार्थ्यांच्या आवश्यकतेनुसार व आरोग्याच्या दृष्टीने योग्य आहे. The canteen services are in tandem with requirements and health of the students.	/			
31	कर्मचाऱ्यांच्या तक्रारी वेळोवेळी सोडविल्या जातात. Grievances' of the employees are addressed from time to time.	/			
32	शिक्षकांना अद्यावत तंत्रज्ञानासह संगणक पुरविण्यात आलेले आहे. Faculties are provided computers with updated technology.	/			
33	विद्यापीठाने दिलेल्या नियमावलीनुसार महिला तक्रार केंद्र कार्य करते. Women' s grievance cell functions in tandem with the rules laid down by the University.	/			
34	भविष्यातील सुधारणांसाठी काही सुचना. Suggestions for future improvements :				
<hr/> <hr/> <hr/> <hr/> <hr/> <hr/> <hr/> <hr/>					
 Signature					

JOB

GEORGE

Digitally signed  
by JOB GEORGE

Date: 2023.09.27  
13:01:53 +05'30'

Principal

Bhiwapur Mahavidyalaya,



BACKWARD CLASS YOUTH RELIEF COMMITTEE'S  
**BHIWAPUR MAHAVIDYALAYA**

BHIWAPUR DIST. NAGPUR- 441201  
ACCREDITED WITH GRADE 'B' (CGPA-2.54) BY NAAC, BENGALURU  
ISO-9001:2015

**INDEX OF FEEDBACK ANALYSIS**  
Academic Session 2019-2020

S. No	Particulars	Action Taken Reports (Yes/ No)	Any Other
1	<ul style="list-style-type: none"><li>Students' Feedback (Bachelor of Arts, Bachelor of Commerce and Bachelor of Science)</li><li>Students' Feedback on Teaching, Learning and Evaluation</li><li>Students' Feedback on the Institution</li></ul>	Yes	<ul style="list-style-type: none"><li>Appreciation Letters</li><li>Advisory Letters</li></ul>
2	Teachers Teachers' Feedback on College	Yes	-
3	Alumni	Yes	-
4	Parents	Yes	-
5	Non-Teaching Staff	Yes	-
6	Management	Yes	-



BACKWARD CLASS YOUTH RELIEF COMMITTEE'S  
**BHIWAPUR MAHAVIDYALAYA**

BHIWAPUR DIST. NAGPUR- 441201  
ACCREDITED WITH GRADE 'B' (CGPA-2.54) BY NAAC, BENGALURU  
ISO-9001:2015

**28 November 2020**

**To Whom So Ever It May Concern**

The Feedback Mechanism provides Quantifiable and Qualitative measures for improvisation in the Teaching- Learning process. It stands impoverished without proper actions being executed to bring the desired results on improvisations. The following Feedback forms have been received: Feedback of students on teachers, Students' Feedback on College, Teachers' Feedback on College, the Feed Back of Non-Teaching Staff on College, the Feedback of Alumni on College, the Feedback of Parents on College and the Feedback of Management on College.

Some of the highlights of the Feedback are as given below:

A graphical representation of the responses has been noted as per the Likert Scale of 'Strongly Agree', 'Agree', 'Neither Agree' nor 'Disagree', 'Disagree', 'Strongly Disagree'. The graph points out at some stray responses of 'Strongly Disagree' for a few questions. The Action Taken Report below gives the complete analysis of individual teachers which due to confidentiality has been conveyed in an amiable manner.

- Faculty was apprised of the responses and was asked to take the Feedback responses seriously as it could affect the learners' psyche.
- Feedback in the form of scepticism in the system and pedagogical approaches could initiate lacunae in imparting quality education.
- To introspect on the Feedback, and accordingly plan the dissemination of knowledge is the prime concern and priority for the Institution as per the Vision, Mission, Core Values and Quality Policy.

**Conclusion**

The faculties have taken the Feedback from the students very seriously and the Institution with its Mechanisms ensures to bring out positive results. The Institution believes in the competency of its faculty and provides opportunities to the faculties to update their pedagogical approaches. Advisory letters have been extended for further improvisations and Appreciation Letters expressing gratitude for the services extended by the faculty.

The Feedback along with the Action Taken Reports has been placed in the Meeting of the College Development Committee. A copy has been forwarded to the Members of the Foundation Society for their perusal.

Note – Copy of Advisory and Appreciation Letters as Appendix –II

Yours truly

Dr. Mangesh Kadu

Place – Bhiwapur



BACKWARD CLASS YOUTH RELIEF COMMITTEE'S  
**BHIWAPUR MAHAVIDYALAYA**

BHIWAPUR DIST. NAGPUR- 441201  
ACCREDITED WITH GRADE 'B' (CGPA-2.54) BY NAAC, BENGALURU  
ISO-9001:2015

**Action Taken Report on Feedback from Students on Teachers**  
**Academic Session: 2019-2020**

The Feedback Mechanism provides Quantifiable and Qualitative measures for improvisation in the Teaching-Learning process. The entire process will be a futile attempt without proper actions being executed to bring out the desired results on improvisations.

Some of the observations made in the Feedback on an average are as follows

A graphical representation of the responses has been noted as per the Likert Scale of 'Strongly Agree', 'Agree', 'Neither Agree' nor 'Disagree', 'Disagree', 'Strongly Disagree'.

**Findings-**

The graph shows some stray responses for the Question No-9 which reads as follows:

Q9. Learning Values, in terms of knowledge, concept, manual skills, and analytical abilities and broadening perspectives.

**Action Taken Report**

The Action Taken Report below gives the complete analysis of individual responses and complete confidentiality has been maintained. The responses to the question on skill development, developing analytical abilities and teaching/exposing the learners to the value systems and knowledge have raised eyebrows. However, the Institution pays heed to the minutest detail pertaining to its quality policy. The Institution has a policy of maintaining daily Workbook for the faculty. This Workbook holds all the details of the syllabus taught, students' Counselling details, and remarks thereof.

The assignments given to the students are aimed at enhancing the critical reasoning skills of students. As such, these assignments help the students to identify their creative ideas in a better way.

The Institution, through its various disciplines, has asked the faculty to include topics based on the learners' levels and assess them and train them to cater to the above- mentioned skills.

The faculties have taken the Feedback from the students in good stead and are working towards achieving the envisioned goals of quality policy. Thus, the Institution, with its Mechanisms, ensures to bring out positive results.

Compiled and submitted by –

Dr. Mangesh V Kadu

(IQAC Coordinator and Member Secretary, Feedback Committee)



BACKWARD CLASS YOUTH RELIEF COMMITTEE'S  
**BHIWAPUR MAHAVIDYALAYA**

BHIWAPUR DIST. NAGPUR- 441201

ACCREDITED WITH GRADE 'B' (CGPA-2.54) BY NAAC, BENGALURU

ISO-9001:2015

**Action Taken Report on Feedback from Students on College  
Academic Session – 2019 – 2020**

The Feedback Mechanism provides Quantifiable and Qualitative measures for improvisation in the Teaching-Learning process. The entire process will be a futile attempt without proper actions being executed to bring out the desired results on improvisations.

Some of the observations made in the Feedback on an average are as follows

A graphical representation of the responses has been noted as per the Likert Scale of 'Strongly Agree', 'Agree', 'Neither Agree' nor 'Disagree', 'Disagree', 'Strongly Disagree'.

**Findings -**

The graph points out at some stray responses of 'Strongly Disagree' for the question given below;

Q.3 Online Educational resources are made available and easily accessible in the College.

**Action Taken Report**

The Institution is obliged to cater to students' needs and the authorities concerned have taken cognizance of the same and have also taken appropriate steps in this regard. The Central Library holds Computers with Internet facilities. Notice in this regard has been displayed on the Notice Board and has been floated in the classrooms for all the students. A Question Bank has been created and it is available in the Repository of the Library for the students' perusal. A compilation of educational CDs is also made available for the students in the Library. Besides the above-mentioned students' support facilities, the LIBMAN Software available in the Library supports online access to all the registered students in the portal. Through this Library Software, students can have access to online study materials available on the Sites of N- list.

Compiled and submitted by –

Dr. Mangesh V Kadu

(IQAC Coordinator & Member Secretary, Feedback Committee)



BACKWARD CLASS YOUTH RELIEF COMMITTEE'S  
**BHIWAPUR MAHAVIDYALAYA**

BHIWAPUR DIST. NAGPUR- 441201  
ACCREDITED WITH GRADE 'B' (CGPA-2.54) BY NAAC, BENGALURU  
ISO-9001:2015

**Action Taken Report on Feedback from Teachers on College**  
**Academic Session: 2019 - 2020**

The Feedback Mechanism provides Quantifiable and Qualitative measures for improvisation in the Teaching-Learning process. The entire process will be a futile attempt without proper actions being executed to bring out the desired results on improvisations.

Some of the observations made in the Feedback on an average are as follows

A graphical representation of the responses has been noted as per the Likert Scale of 'Strongly Agree', 'Agree', 'Neither Agree' nor 'Disagree', 'Disagree', 'Strongly Disagree'.

**Findings -**

The graph points out at some stray responses of strongly disagree for the question given below; Many teaching staff disagreed that -1. Separate facility is available for the faculty in the canteen.

**Action Taken Report**

The Institution has taken cognizance of the observations received through the Feedback. The demand for providing Separate facility for the staff of the institution is being forwarded to the College Development Committee. As per the discussions in the Meeting of the College Development Committee and the budgetary provisions available, the work for making a separate facility for the staff will be worked upon.

Compiled and submitted by –

Dr. Mangesh V Kadu

(IQAC Coordinator & Member Secretary, Feedback Committee)





BACKWARD CLASS YOUTH RELIEF COMMITTEE'S  
**BHIWAPUR MAHAVIDYALAYA**

BHIWAPUR DIST. NAGPUR- 441201  
ACCREDITED WITH GRADE 'B' (CGPA-2.54) BY NAAC, BENGALURU  
ISO-9001:2015

**Action Taken Report on Feedback from Non-Teaching Staff on College  
Academic Session 2019 - 2020**

The Feedback Mechanism provides Quantifiable and Qualitative measures for improvisation in the Teaching-Learning process. The entire process will be a futile attempt without proper actions being executed to bring out the desired results on improvisations.

Some of the observations made in the Feedback on an average are as follows

A graphical representation of the responses has been noted as per the Likert Scale of 'Strongly Agree', 'Agree', 'Neither Agree' nor 'Disagree', 'Disagree', 'Strongly Disagree'. The graph points out overall positive response from the non-teaching faculty members of the College.

**Findings:**

All the non-teaching faculty members of the Institution 'Strongly Agreed' with the facilities provided with and the activities undertaken for them.

**Action Taken Report**

The Feedback given is highly appreciated and it will be binding on the Institution to carry forward the congenial work environment for the growth and development of the Institution and its stakeholders.

Compiled and submitted by –

Dr. Mangesh V Kadu

(IQAC Coordinator & Member Secretary, Feedback Committee)



BACKWARD CLASS YOUTH RELIEF COMMITTEE'S  
**BHIWAPUR MAHAVIDYALAYA**

BHIWAPUR DIST. NAGPUR- 441201  
ACCREDITED WITH GRADE 'B' (CGPA-2.54) BY NAAC, BENGALURU  
ISO-9001:2015

**Action Taken Report on Feedback from Alumni on College  
Academic Session 2019 -2020**

The Feedback Mechanism provides Quantifiable and Qualitative measures for improvisation in the Teaching-Learning process. The entire process will be a futile attempt without proper actions being executed to bring out the desired results on improvisations.

Some of the observations made in the Feedback on an average are as follows

A graphical representation of the responses has been noted as per the Likert Scale of 'Strongly Agree', 'Agree', 'Neither Agree' nor 'Disagree', 'Disagree', 'Strongly Disagree'.

**Findings-**

The graph points out at satisfactory responses from the Alumni.

**Action Taken Report**

The responses to the Feedback questionnaire from the Alumni have been well- received. Though the Alumni, with its generous attitude has acknowledged the Institutes' policy and its footsteps towards achieving the goal envisioned in its Quality Policy, it is binding on the Institution to keep up the faith and loyalty that has been shown in us.

The Institution with its young and enthusiastic team synchronizes with the experienced Alumni will surge ahead in its rural set-up of achieving its envisioned goals.

Compiled and submitted by –

Dr. Mangesh V Kadu

(IQAC Coordinator & Member Secretary, Feedback Committee)



BACKWARD CLASS YOUTH RELIEF COMMITTEE'S  
**BHIWAPUR MAHAVIDYALAYA**

BHIWAPUR DIST. NAGPUR- 441201  
ACCREDITED WITH GRADE 'B' (CGPA-2.54) BY NAAC, BENGALURU  
ISO-9001:2015

**Action Taken Report on Feedback from Parents on College  
Academic Session – 2019 - 2020**

The Feedback Mechanism provides Quantifiable and Qualitative measures for improvisation in the Teaching-Learning process. The entire process will be a futile attempt without proper actions being executed to bring out the desired results on improvisations.

Some of the observations made in the Feedback on an average are as follows

A graphical representation of the responses has been noted as per the Likert Scale of 'Strongly Agree', 'Agree', 'Neither Agree' nor 'Disagree', 'Disagree', 'Strongly Disagree'.

**Findings:**

After analyzing the parent's Feedback, it has been interpreted that the parents are satisfied with the initiatives the Institution has been taking for the holistic development of the students.

**Action Taken Report**

The response given in the Feedback by the parents has been conveyed to all the stakeholders and has been asked to apprise them in the Meeting of the Parent-teacher Association. The Administration of the College in its entire purview has the students' well-being on priority. The Feedback received from the Parents as one of the stakeholders is held in high esteem. The Institution shoulders its responsibility and accountability to mould the learners to value the existence of every human being and living creature through its extension and outreach activities.

Compiled and submitted by –

Dr. Mangesh V Kadu

(IQAC Coordinator & Member Secretary, Feedback Committee)



BACKWARD CLASS YOUTH RELIEF COMMITTEE'S  
**BHIWAPUR MAHAVIDYALAYA**

BHIWAPUR DIST. NAGPUR- 441201  
ACCREDITED WITH GRADE 'B' (CGPA-2.54) BY NAAC, BENGALURU  
ISO-9001:2015

**Action Taken Report on Feedback from Management on College  
Academic Session 2019 - 2020**

The Feedback Mechanism provides Quantifiable and Qualitative measures for improvisation in the Teaching-Learning process. The entire process will be a futile attempt without proper actions being executed to bring out the desired results on improvisations.

Some of the observations made in the Feedback on an average are as follows

A graphical representation of the responses has been noted as per the Likert Scale of 'Strongly Agree', 'Agree', 'Neither Agree' nor 'Disagree', 'Disagree', 'Strongly Disagree'. The graph does not point out any stray response of 'Strongly Disagree' for any question.

**Remarks and Suggestions**

After analyzing the Management's Feedback, it has been interpreted that the Management is satisfied with the Institution's performance.

**Action Taken Report**

After analyzing the Management's Feedback, it has been interpreted that the Management is satisfied with the Institution's performance. The response given in the Feedback by the Management has been received in good stead. It has been conveyed to all the stakeholders for their perusal. Further, we have been asked to progress in the right direction to accomplish the vision and mission of the Institute.

Compiled and submitted by –

Dr. Mangesh V Kadu

(IQAC Coordinator & Member Secretary, Feedback Committee)

**JOB  
GEORGE**

Digitally signed by JOBI GEORGE  
DN: c=IN, o=PERSONAL,  
pseudonym=3a8980bc170242dc92330fd65dc  
8f69e,  
2.5.4.20=fa70301aa4dd11604cf952ca3e687d6  
77dd563b72fd75fc5c18d8053ff51967d,  
postalCode=441203, st=MAHARASHTRA,  
serialNumber=ebb27458cc918b4a76ebef2d5  
8e01e8cfeae03a94adfcced5f7f000d3229ebd5,  
cn=JOBI GEORGE  
Date: 2023.01.18 17:28:30 +05'30'

Principal

Bhiwapur Mahavidyalaya  
Bhiwapur, Dist.-Nagpur

Backward Class Youth Relief Committee's  
**Bhiwapur Mahavidyalaya, Bhiwapur**  
Dist - Nagpur, Maharashtra 441201

**CRITERION I**  
**CURRICULAR ASPECTS**

**1.4 Feedback System**

**Session 20-21**

28/06/2021

To

The Principal  
Bhiwapur Mahavidyalaya  
Bhiwapur

Subject: Feedback Analysis and Action Taken Report for your perusal.

Dear Sir,


This is with reference to the Feedback Committee's assignment on collecting Feedback from all the Stakeholders and generating an Analysis Report for the session 2020-2021.

The Committee along with its Members has collected the Feedback from Students of Bachelor of Arts, Bachelor of Commerce, Bachelor of Science, Bachelor of Vocation, and Master of Arts – Economics, Political Science and Sociology.

The various categories under which the Feedback has been collected is as follows:

1. Feedback from Students on College
2. Feedback from Students on Teachers
3. Feedback from Teachers
4. Feedback from Alumni
5. Feedback from Parents
6. Feedback from Non- teaching Staff
7. Feedback from Management
8. Visitors Feedback

I, on behalf of the Committee is hereby submitting the Feedback Analysis to be forwarded to the concerned for further action in this regard.



Dr. Mangesh V Kadu  
Member Secretary, Feedback Committee  
& IQAC Coordinator

**IQAC**  
**Co-ordinator**  
**Bhiwapur Mahavidyalaya,**  
**Bhiwapur, Dist-Nagpur**



**PRINCIPAL**  
**Bhiwapur Mahavidyalaya**  
**Bhiwapur, Dist. Nagpur**

Enclosed- Feedback Analysis – 2020-2021



Backward Class Youth relief Committee's

# BHIWAPUR MAHAVIDYALAYA, BHIWAPUR

Dist. Nagpur, Maharashtra 441201

Accredited with Grade 'B' (CGPA-2.54) by NAAC, Bengaluru  
ISO-9001:2015

4 September, 2021

## DECLARATION

I, Dr. Jobi George, Principal of Bhiwapur Mahavidyalaya, Bhiwapur humbly apprise the Authorities concerned that the Feedback has been collected in dual mode; Offline and Online.

The reasons for the above are as follows;

- All the students do not possess an android mobile handset.
- The handsets available with some of the students are being shared by their siblings for educational purposes.
- As the students enrolled in the Institution hail from an area very close to reserved forest, network connectivity stands to be a prominent issue.
- To overcome all these obstacles and giving due reverence to all those stakeholders who by volition came forward to fill in the Feedback Forms , on demand , were given hardcopies to be filled.
- Thus, the analysis and Action Taken Report has been generated for the perusal of the Authorities concerned and improvisations to be initiated by the Institution.

The above given information is true to the best of my knowledge and will stand any check in times.

Dr. Jobi George  
Principal  
Bhiwapur Mahavidyalaya

Place – Bhiwapur  
Date- 4 September, 2021





Backward Class Youth relief Committee's

## BHIWAPUR MAHAVIDYALAYA, BHIWAPUR

Dist. Nagpur, Maharashtra 441201

Accredited with Grade 'B' (CGPA-2.54) by NAAC, Bengaluru

ISO-9001:2015

Academic Session – 2020-21

### Feedback from students on Teaching Learning & Evaluation

Bachelor of Vocation

Link pasted below-

[https://docs.google.com/forms/d/e/1FAIpQLSckIT-](https://docs.google.com/forms/d/e/1FAIpQLSckIT-NrgPQbse6B_JOWOr0KcY0QDxfP6TiVNBh5K6E7gpdqw/viewform?vc=0&c=0&w=1&flr=0)

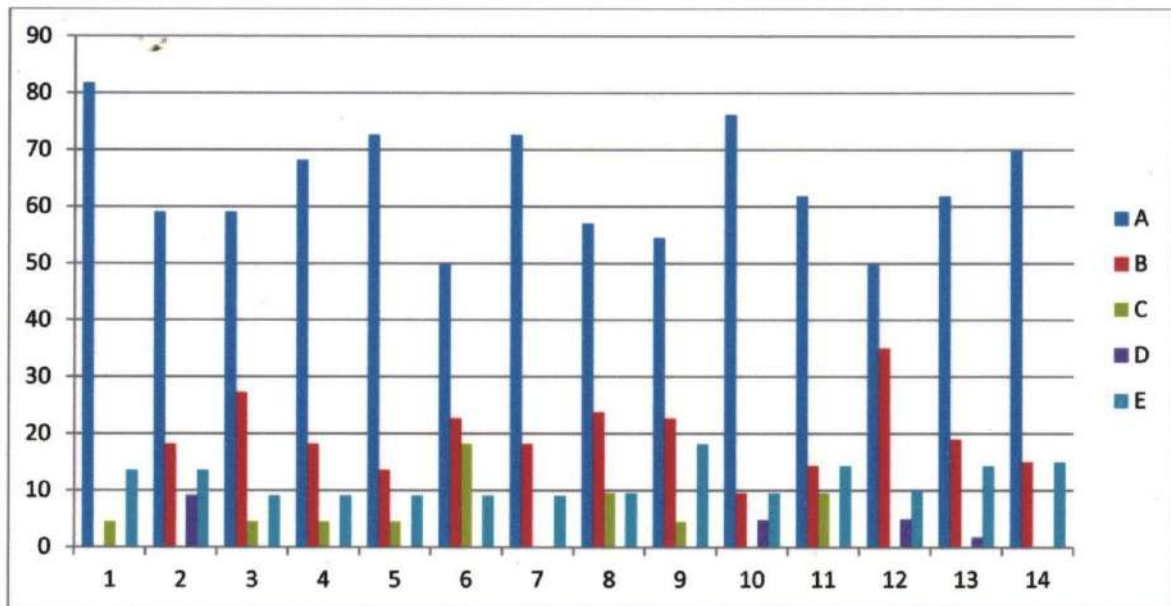
[NrgPQbse6B\\_JOWOr0KcY0QDxfP6TiVNBh5K6E7gpdqw/viewform?vc=0&c=0&w=1&flr=0](https://docs.google.com/forms/d/e/1FAIpQLSckIT-NrgPQbse6B_JOWOr0KcY0QDxfP6TiVNBh5K6E7gpdqw/viewform?vc=0&c=0&w=1&flr=0)  
&gxid=8203364

Feedback	Analysis	Remarks & Suggestions	Action Taken
Feedback from students on Teaching Learning and Evaluation	<p><b>Learners have given their response on a 5 -point Likert scale for-</b></p> <p>Option A- Strongly agree- <b>3.20</b></p> <p>Option B- agree- <b>0.92</b></p> <p>Option C- Strongly agree- <b>0.21</b></p> <p>Option D- Disagree- <b>0.07</b></p> <p>Option E- Strongly disagree- <b>0.58</b></p> <p><i>The mode of collection was online Goggle form</i></p>	<p>Some Teachers were not very comfortable using ICT enabled tools for the purpose of Teaching – Learning</p>	<p>The subject teachers were conveyed their individual scores and were encouraged to be more ICT friendly in terms of Teaching and Learning</p>



PRINCIPAL  
Bhiwapur Mahavidyalaya  
Bhiwapur, Dist. Nagpur





On X-axis – Question number

On Y-axis- Response in %

- A- Strongly agree
- B- Agree
- C- Neither agree nor disagree
- D- Disagree
- E- Strongly disagree

For question 1 – More than 81% students strongly agreed, 13% strongly disagreed and very few neither agreed nor disagreed.

**Interpretation-** Maximum students strongly agreed, 13% strongly disagreed and very few neither agreed nor disagreed that they understand the depth of the course.

For question 2- More than 59% students strongly agreed, 18% agreed, 13.6 % of students strongly disagreed and very few disagreed.

**Interpretation-** More than 59% students strongly agreed, 18% agreed, 13.6 % of students strongly disagreed and very few disagreed that extent of coverage of course taught by teacher.

For question 3- More than 59% students strongly agreed, 27% agreed, 9.1% strongly disagreed and others neither agreed nor disagreed.

**Interpretation-** More than 59% students strongly agreed, 27% agreed, 9.1% strongly disagreed and others neither agreed nor disagreed that the ability of the teacher to relate the topic with current situation.

For question 4- More than 62% students strongly agreed, 31% agreed and very few disagreed.



**Interpretation-** More than half of the students strongly agreed, 31% agreed and very few disagreed that the entire syllabus is completed in the stipulated time frame.

For question 5- 72.7% students strongly agreed, 13.6% agreed, 4.5% neither agreed nor disagreed, 9.1% strongly disagreed.

**Interpretation-** 72.7% students strongly agreed, 13.6% agreed, 4.5% neither agreed nor disagreed, 9.1% strongly disagreed that teachers are punctual and regular in taking practical and tutorial classes.

For question 6- 50% students strongly agreed, 22.7% of students agreed, 18.2% neither agreed nor disagreed, 9.1% strongly disagreed.

**Interpretation-** Half of the students strongly agreed, 22.7% students agreed, 18.2% neither agreed nor disagreed, 9.1% strongly disagreed that the ICT in the form of Web Sources, power point presentations are a regular feature of the classroom.

For question 7- More than 72% students strongly agreed, 18% of students agreed, and 9.1% strongly disagreed.

**Interpretation-** More than 72% students strongly agreed, 18% of students agreed, and 9.1% strongly disagreed that explanation of textual reading material with clarity and relevance.

For question 8- More than 57% students strongly agreed, 24% of students agreed, 9.5% neither agreed nor disagreed and 9.5% of students strongly disagreed.

**Interpretation-** More than 57% students strongly agreed, 24% of students agreed, 9.5% neither agreed nor disagreed and 9.5% students strongly disagreed that Information regarding additional reading sources is given.

For question 9- More than 54% of students strongly agreed, 24% of students agreed, 4.5% neither agreed nor disagreed and 18.2% students strongly disagreed

**Interpretation-** More than 54% students strongly agreed, 24% of students agreed, 4.5% neither agreed nor disagreed and 18.2% students strongly disagreed that Values are taught from the prescribed syllabus in terms of knowledge, concepts, manual skills, analytical abilities and broadening perspectives.

For question 10- More than 76% students strongly agreed, 9.5% agreed, 4.8% disagreed and 9.5% strongly disagreed.

**Interpretation-** More than 76% students strongly agreed, 9.5% agreed, 4.8% disagreed and 9.5% strongly disagreed that Periodical assessments are conducted as per the given schedule.

For question 11- More than 61% students strongly agreed, 14.3% students agreed, 9.5% neither agreed nor disagreed and 14.3% % strongly disagreed.

**Interpretation-** More than 61% students strongly agreed, 14.3% students agreed, 9.5% neither agreed nor disagreed and 14.3% % strongly disagreed that Evaluation is fair and unbiased.



For question 12- 50% students strongly agreed, 35% of students agreed, 5% disagreed and 10% strongly disagreed.

**Interpretation-** 50% of students strongly agreed, 35% students agreed, 5% disagreed and 10% strongly disagreed that Regular and timely feedback is given for further improvement.

For question 13- 61.9% students strongly agreed, 19% students agreed, 1.8% disagreed, 6.3% disagreed and 14.3% strongly disagreed

**Interpretation-** 61.9% students strongly agreed, 19% of students agreed, 1.8% disagreed, 6.3% disagreed and 14.3% strongly disagreed that Teachers are accessible even after lectures.

For question 14- 70% students strongly agreed, 15% students agreed and 15% strongly disagreed.

**Interpretation-** 70% students strongly agreed, 15% students agreed and 15% strongly disagreed that teachers are instrumental in personality development of the students.

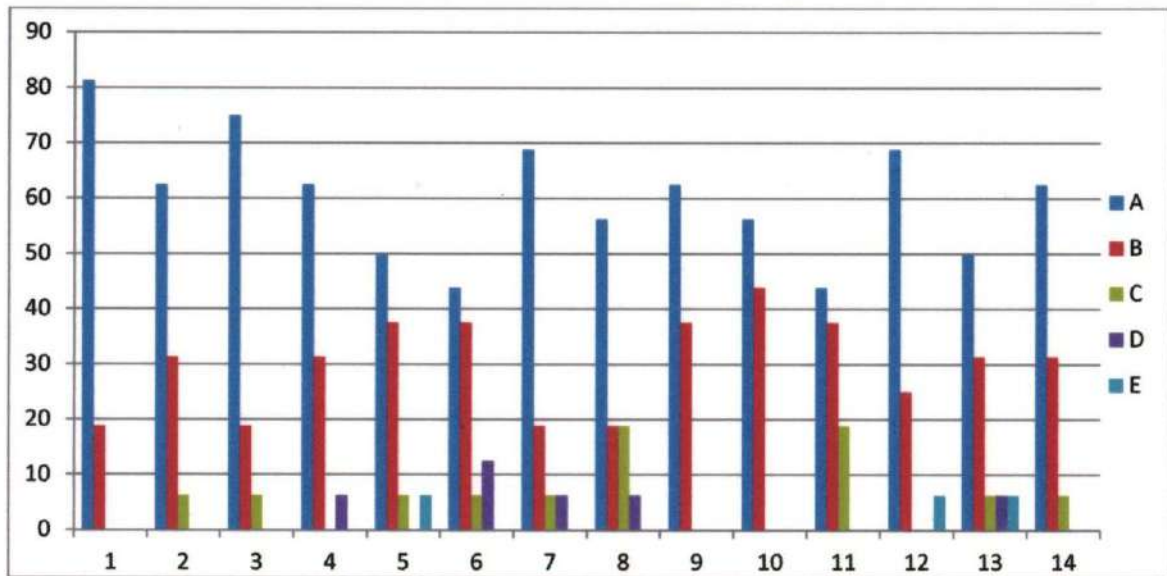


## Bachelor of Arts

Link below-

[https://docs.google.com/forms/d/e/1FAIpQLSemVVDCuXyDwIUVygl58bZIO84AJNaUP1toY\\_naAMzjnk8ZQ/viewform?vc=0&c=0&w=1&flr=0](https://docs.google.com/forms/d/e/1FAIpQLSemVVDCuXyDwIUVygl58bZIO84AJNaUP1toY_naAMzjnk8ZQ/viewform?vc=0&c=0&w=1&flr=0)

Feedback	Analysis	Remarks & Suggestions	Action Taken
Feedback from students on Teaching Learning and Evaluation	<p><b>Learners have given their response on a 5 -point Likert scale for-</b></p> <p>Option A- Strongly agree- <b>3.01</b></p> <p>Option B- agree- <b>1.49</b></p> <p>Option C- Neither agree nor Disagree <b>0.29</b></p> <p>Option D- Disagree- <b>0.13</b></p> <p>Option E- Strongly disagree- <b>0.06</b></p> <p><i>The mode of collection was online Goggle form</i></p>	Some Teachers were not very comfortable using ICT enabled tools for the purpose of Teaching – Learning	The subject teachers were informed about their individual scores and they were also encouraged to be more ICT friendly in terms of Teaching and Learning



On X-axis – Question number

On Y-axis- Response in %

- A- Strongly agree
- B- Agree
- C- Neither agree nor disagree



- D- Disagree
- E- Strongly disagree

For question 1 – More than 81% students strongly agreed and 19% agreed.

**Interpretation-** Maximum students strongly agreed and remaining agreed that they understand the depth of the course.

For question 2- More than 62% students strongly agreed, 31% agreed and others neither agreed nor disagreed.

**Interpretation-** More than 62% students strongly agreed, 31% agreed and very few neither agreed nor disagreed that extent of coverage of course taught by teacher.

For question 3- 75% students strongly agreed, 19% agreed and others neither agreed nor disagreed.

**Interpretation-** Maximum students strongly agreed, 19% agreed and others neither agreed nor disagreed that the ability of the teacher to relate the topic with current situation.

For question 4- More than 62% students strongly agreed, 31% agreed and very few disagreed.

**Interpretation-** More than half of the students strongly agreed, 31% agreed and very few disagreed that the entire syllabus is completed in the stipulated time frame.

For question 5- 50% students strongly agreed, 38% agreed, 6.3% neither agreed nor disagreed, 6.3% strongly disagreed.

**Interpretation-** Half of the students strongly agreed, 38% agreed, 6.3% neither agreed nor disagreed and 6.3% strongly disagreed that teachers are punctual and regular in taking practical and tutorial classes.

For question 6- More than 43% students strongly agreed, 37% agreed, 6.3% neither agreed nor disagreed, 12.5% disagreed

**Interpretation-** More than 43% students strongly agreed, 37% agreed, 6.3% neither agreed nor disagreed and 12.5% disagreed that the ICT in the form of web sources, power point presentations are a regular feature of the classroom.

For question 7- More than 68% students strongly agreed, 19% agreed, 6.3% neither agreed nor disagreed and 6.3% disagreed

**Interpretation-** More than 68% of students strongly agreed, 19% agreed, 6.3% neither agreed nor disagreed and 6.3% disagreed that explanation of textual reading material with clarity and relevance.

For question 8- More than 56% students strongly agreed, 19% agreed and 18.3% neither agreed nor disagreed.



**Interpretation-** More than 56% students strongly agreed, 19% agreed and 18.3% neither agreed nor disagreed that Information regarding additional reading sources is given.

For question 9- More than 62% students strongly agreed, 38% agreed.

**Interpretation-** More than 62% students strongly agreed, 38% agreed that Values are taught from the prescribed syllabus in terms of knowledge, concepts, manual skills, analytical abilities and broadening perspectives.

For question 10- More than 56% students strongly agreed and 44% agreed.

**Interpretation-** More than 56% students strongly agreed and 44% agreed that Periodical assessments are conducted as per the given schedule.

For question 11- More than 44% students strongly agreed, 38% agreed and very few neither agreed nor disagreed.

**Interpretation-** More than 44% students strongly agreed, 38% agreed and very few neither agreed nor disagreed that Evaluation is fair and unbiased.

For question 12- More than 68% students strongly agreed, 25% agreed and very few strongly disagreed.

**Interpretation-** More than 68% students strongly agreed, 25% agreed and very few strongly disagreed that Regular and timely feedback is given for further improvement.

For question 13- 50% students strongly agreed, 31% agreed, 6.3% neither agreed nor disagreed, 6.3% disagreed and 6.3% strongly disagreed

**Interpretation-** 50% of students strongly agreed, 31% agreed, 6.3% neither agreed nor disagreed, 6.3% disagreed and 6.3% strongly disagreed that Teachers are accessible even after lectures.

For question 14- More than 62% students strongly agreed, 31% agreed and very few neither agreed nor disagreed.

**Interpretation-** More than 62% students strongly agreed, 31% agreed and very few neither agreed nor disagreed that Teachers are instrumental in personality development of the students

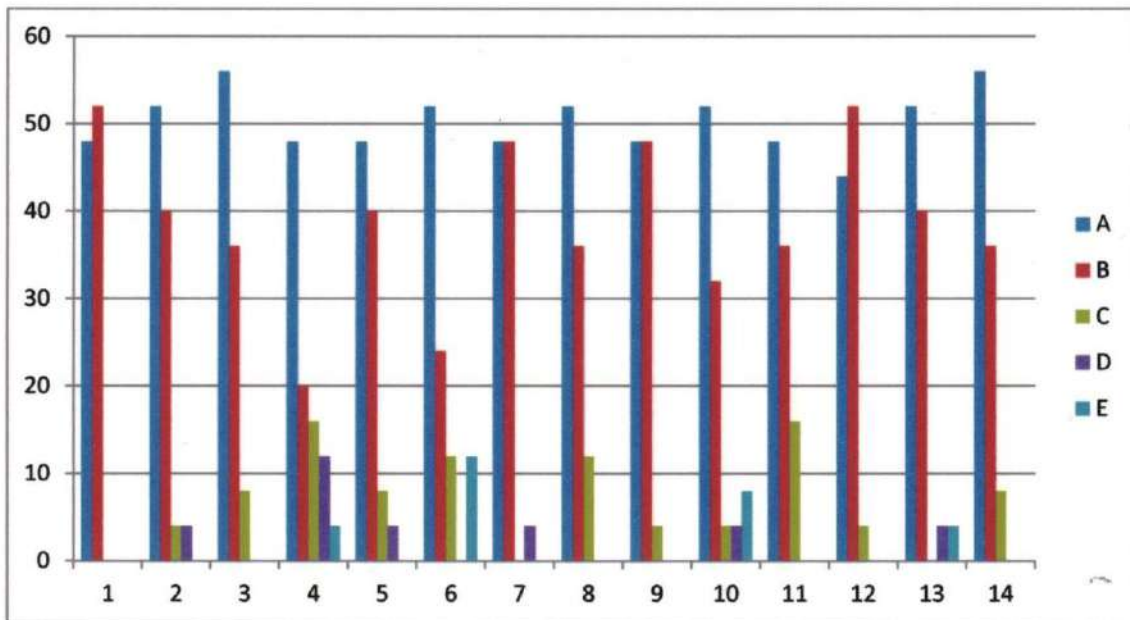


## Bachelor of Science

Link pasted below

[https://docs.google.com/forms/d/e/1FAIpQLSfqWhy19sA6W5u\\_TUASNqH2f0NY9sctJOcFNpHTMGtLS6TgJg/viewform?vc=0&c=0&w=1&flr=0&gxid=-8203364](https://docs.google.com/forms/d/e/1FAIpQLSfqWhy19sA6W5u_TUASNqH2f0NY9sctJOcFNpHTMGtLS6TgJg/viewform?vc=0&c=0&w=1&flr=0&gxid=-8203364)

Feedback	Analysis	Remarks & Suggestions	Action Taken
Feedback from students on Teaching-Learning and Evaluation	<p><b>Learners have given their responses on a 5 -point Likert Scale for-</b></p> <p>Option A- Strongly agree- <b>2.51</b></p> <p>Option B- agree- <b>1.93</b></p> <p>Option C- Neither agree nor Disagree <b>0.34</b></p> <p>Option D- Disagree- <b>0.11</b></p> <p>Option E- Strongly disagree- <b>0.11</b></p> <p><i>The mode of collection was online Goggle form</i></p>	Some Teachers were not very comfortable using ICT enabled tools for the purpose of Teaching-Learning	The subject teachers were informed about their individual scores and they were also encouraged to be more ICT friendly in terms of Teaching and Learning.



On X-axis – Question number

On Y-axis- Response in %



- A- Strongly agree
- B- Agree
- C- Neither agree nor disagree
- D- Disagree
- E- Strongly disagree

For question 1 – 48% students strongly agreed and 52% students agreed.

**Interpretation-** 48% students strongly agreed and 52% students agreed that they understand the depth of the course.

For question 2- 52% students strongly agreed, 40% students agreed, 4% neither agreed nor disagreed and 4% or disagreed

**Interpretation-** 52% students strongly agreed, 40% students agreed, 4% neither agreed nor disagreed and 4% or disagreed that extent of coverage of course taught by teacher.

For question 3- 56% students strongly agreed, 36% students agreed and others neither agreed nor disagreed.

**Interpretation-** 56% students strongly agreed, 36% students agreed and others neither agreed nor disagreed that the ability of the teacher to relate the topic with current situation.

For question 4- 48% students strongly agreed 20% students agreed, 16% neither agreed nor disagreed, 12% disagreed and 4% strongly disagreed.

**Interpretation-** 48% students strongly agreed, 20% students agreed, 16% neither agreed nor disagreed, 12% disagreed and 4% strongly disagreed that the entire syllabus is completed in the stipulated time frame.

For question 5- 48% students strongly agreed, 40% students agreed, 8% neither agreed nor disagreed, 4% disagreed.

**Interpretation-** 48% students strongly agreed, 40% students agreed, 8% neither agreed nor disagreed, 4% disagreed that teachers are punctual and regular in taking practical and tutorial classes.

For question 6- 52% students strongly agreed, 24% agreed, 12% neither agreed nor disagreed, did 12% strongly disagree

**Interpretation-** 52% students strongly agreed, 24% agreed, 12% neither agreed nor disagreed, 12% strongly disagreed that the ICT in the form of web sources, power point presentations are a regular feature of the classroom.

For question 7- 48% students strongly agreed, 48% agreed and 4% disagreed.

**Interpretation-** 48% students strongly agreed, 48% students agreed and 4% disagreed that explanation of textual reading material with clarity and relevance.

For question 8- 52% students strongly agreed, 36% agreed and 12% neither agreed nor disagreed.





**Interpretation-** 52% students strongly agreed, 36% agreed and 12% neither agreed nor disagreed that information regarding additional reading sources is given.

For question 9- 48% students strongly agreed, 48% agreed and 4% neither agreed nor disagreed.

**Interpretation-** 48% students strongly agreed, 48% agreed and 4% neither agreed nor disagreed that Values are taught from the prescribed syllabus in terms of knowledge, concepts, manual skills, analytical abilities and broadening perspectives.

For question 10- More than 52% students strongly agreed, 32 % students agreed, 4% neither agreed nor disagreed, 4% disagreed and 8% strongly disagreed.

**Interpretation-** More than 52% students strongly agreed, 32 % students agreed, 4% neither agreed nor disagreed, 4% disagreed and 8% strongly disagreed that Periodical assessments are conducted as per the given schedule.

For question 11- 48% students strongly agreed, 48% agreed and 16% neither agreed nor disagreed.

**Interpretation-** 48% students strongly agreed, 48% agreed and 16% neither agreed nor disagreed that Evaluation is fair and unbiased.

For question 12- 44% students strongly agreed, 52% agreed and very few neither agreed nor disagreed.

**Interpretation-** 44% students strongly agreed, 52% agreed and very few neither agreed nor disagreed that Regular and timely feedback is given for further improvement.

For question 13- 52% students strongly agreed, 40% agreed, 4% disagreed and 4% strongly disagreed.

**Interpretation-** 52% students strongly agreed, 40% agreed, 4% disagreed and 4% strongly disagreed that Teachers are accessible even after lectures.

For question 14- 56% students strongly agreed, 36% agreed and very few neither agreed nor disagreed.

**Interpretation-** 56% students strongly agreed, 36% agreed and very few neither agreed nor disagreed that Teachers are instrumental in personality development of the students

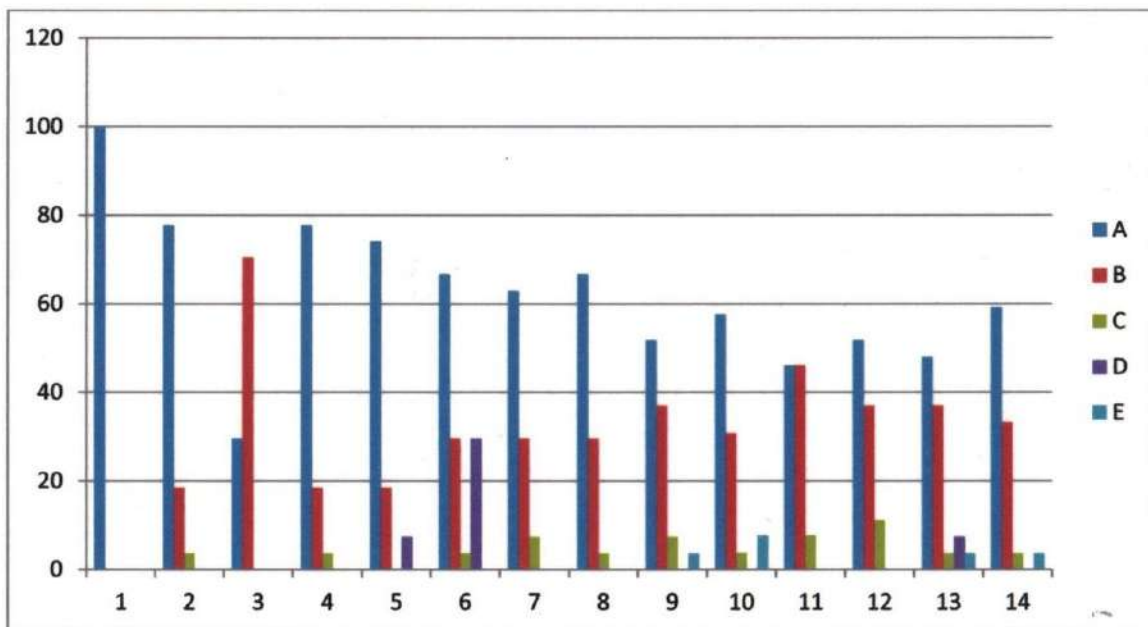


## Bachelor of Commerce- Semester I

Link pasted below-

<https://docs.google.com/forms/d/e/1FAIpQLSdGaQnTABJQm63MqBPI4K3ZKUx-gaYn8q5jB7VzjXVEFURUrA/viewform?vc=0&c=0&w=1&flr=0&gxid=-8203364>

Feedback	Analysis	Remarks & Suggestions	Action Taken
Feedback from students on Teaching-Learning and Evaluation	<p><b>Learners have given their response on a 5 -point Likert scale for-</b></p> <p>Option A- Strongly agree- <b>3.11</b></p> <p>Option B- agree- <b>1.55</b></p> <p>Option C- Neither agree nor Disagree <b>0.21</b></p> <p>Option D- Disagree- <b>0.16</b></p> <p>Option E- Strongly disagree- <b>0.07</b></p> <p><i>The mode of collection was online Goggle form</i></p>	Some Teachers were not very comfortable using ICT enabled tools for the purpose of Teaching – Learning	The subject teachers were informed about their individual scores and they were also encouraged to be more ICT friendly in terms of Teaching and Learning



On X-axis – Question number

On Y-axis- Response in %

■ A- Strongly agree



- B- Agree
- C- Neither agree nor disagree
- D- Disagree
- E- Strongly disagree

For question 1 – All students strongly agreed.

**Interpretation-** All students strongly agreed that they understand the depth of the course.

For question 2- More than 77% students strongly agreed, 18% agreed and others neither agreed nor disagreed.

**Interpretation-** More than 77% students strongly agreed, 18% agreed and others neither agreed nor disagreed that extent of coverage of course taught by teacher.

For question 3- 29.6% students strongly agreed and all the other students agreed.

**Interpretation-** 29.6% students strongly agreed and all the other students agreed that the ability of the teacher to relate the topic with current situation.

For question 4- More than 77% students strongly agreed, 18% agreed and very few neither agreed nor disagreed.

**Interpretation-** More than 77% students strongly agreed, 18% agreed and very few neither agreed nor disagreed that the entire syllabus is completed in the stipulated time frame.

For question 5- More than 74% students strongly agreed, 18% agreed and 7.4 % disagreed.

**Interpretation-** Half of the students strongly agreed, 38% students agreed, 6.3% neither agreed nor disagreed and 6.3% strongly disagreed that teachers are punctual and regular in taking practical and tutorial classes.

For question 6- More than 66% students strongly agreed, 29% agreed, 3.7% neither agreed nor disagreed, 29.6% disagreed.

**Interpretation-** More than 66% students strongly agreed, 29% agreed, 3.7% neither agreed nor disagreed, 29.6% disagreed that the ICT in the form of web sources, power point presentations are a regular feature of the classroom.

For question 7- 63% students strongly agreed, 29% agreed and 7.4% neither agreed nor disagreed.

**Interpretation-** 63% students strongly agreed, 29% agreed and 7.4% neither agreed nor disagreed that explanation of textual reading material with clarity and relevance

For question 8- More than 66.7% students strongly agreed, 29% agreed and 3.7% neither agreed nor disagreed.

**Interpretation-** More than 66.7% students strongly agreed, 29% agreed and 3.7% neither agreed nor disagreed that Information regarding additional reading sources is given.



For question 9- More than 51% students strongly agreed, 37% agreed and 7.4% neither agreed nor disagreed.

**Interpretation-** More than 62% students strongly agreed, 38% students agreed that Values are taught from the prescribed syllabus in terms of knowledge, concepts, manual skills, analytical abilities and broadening perspectives.

For question 10- More than 57% students strongly agreed and 30% students agreed, 3.8% neither agreed nor disagreed and 7.7% strongly disagreed.

**Interpretation-** More than 57% students strongly agreed and 30% students agreed, 3.8% neither agreed nor disagreed and 7.7% strongly disagreed that Periodical assessments are conducted as per the given schedule.

For question 11- More than 46% students strongly agreed, 46% agreed and remaining neither agreed nor disagreed.

**Interpretation-** More than 46% students strongly agreed, 46% agreed and remaining neither agreed nor disagreed that Evaluation is fair and unbiased.

For question 12- More than 51% students strongly agreed, 37% students Agreed and remaining neither agreed nor disagreed.

**Interpretation-** More than 51% students strongly agreed, 37% students Agreed and remaining neither agreed nor disagreed that Regular and timely feedback is given for further improvement.

For question 13- More than 48% students strongly agreed, 37% students agreed, 3.7% neither agreed nor disagreed, 7.4% disagreed and 3.7% strongly disagreed.

**Interpretation-** More than 48% students strongly agreed, 37% students agreed, 3.7% neither agreed nor disagreed, 7.4% disagreed and 3.7% strongly disagreed that Teachers are accessible even after lectures.

For question 14- More than 59% students strongly agreed, 33.3% students agreed, 3.7% neither agreed nor disagreed and 3.7% strongly disagreed.

**Interpretation-** More than 59% students strongly agreed, 33.3% students agreed, 3.7% neither agreed nor disagreed and 3.7% strongly disagreed that Teachers are instrumental in personality development of the students.

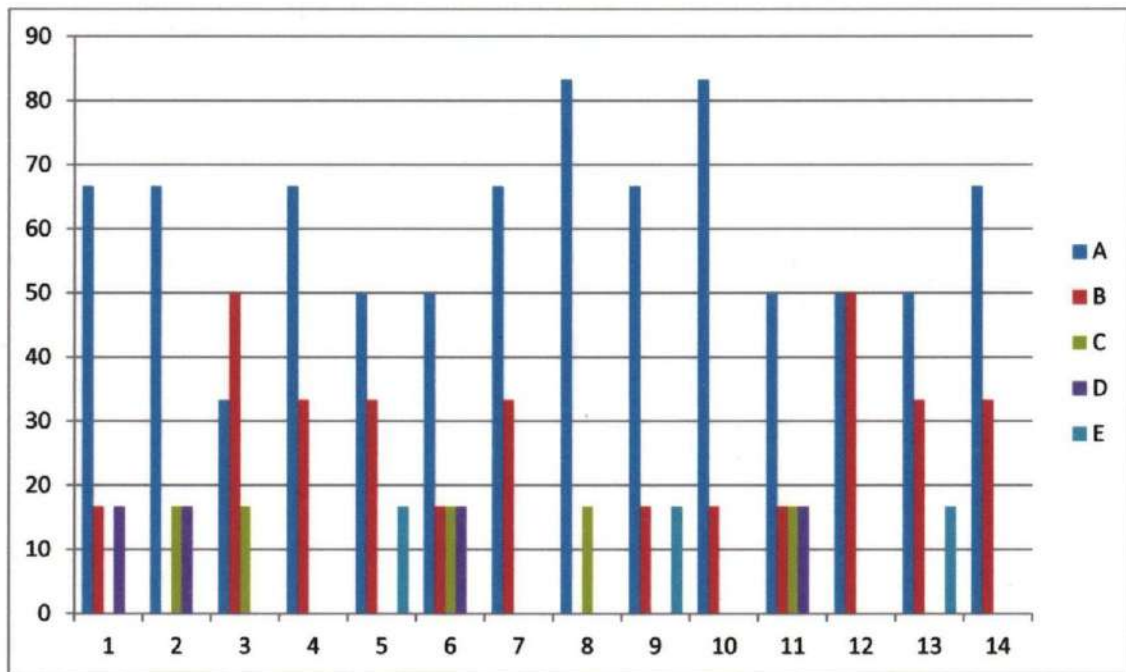


### Bachelor of Commerce- Semester III

Link pasted below-

[https://docs.google.com/forms/d/e/1FAIpQLSenlzxGLwAHGF46Tt5j\\_vN7\\_7HCjqqiSzIDD T\\_jn5\\_Wuqyekg/viewform?vc=0&c=0&w=1&flr=0&gxid=-8203364](https://docs.google.com/forms/d/e/1FAIpQLSenlzxGLwAHGF46Tt5j_vN7_7HCjqqiSzIDD T_jn5_Wuqyekg/viewform?vc=0&c=0&w=1&flr=0&gxid=-8203364)

Feedback	Analysis	Remarks & Suggestions	Action Taken
Feedback from students on Teaching Learning and Evaluation	<p><b>Learners have given their response on a 5 -point Likert scale for-</b></p> <p>Option A- Strongly agree- <b>3.04</b></p> <p>Option B- agree- <b>1.25</b></p> <p>Option C- Neither agree nor Disagree <b>0.3</b></p> <p>Option D- Disagree- <b>0.24</b></p> <p>Option E- Strongly disagree- <b>0.18</b></p> <p><i>The mode of collection was online Goggle form</i></p>	Some Teachers were not very comfortable using ICT enabled tools for the purpose of Teaching – Learning	The subject teachers were informed about their individual scores and they were also encouraged to be more ICT friendly in terms of Teaching and Learning



On X-axis – Question number

On Y-axis- Response in %

- A- Strongly agree
- B- Agree
- C- Neither agree nor disagree
- D- Disagree
- E- Strongly disagree



For question 1 – More than 66% students strongly agreed, 17% agreed and 16.7% neither agreed nor disagreed.

**Interpretation-** More than 66% students strongly agreed, 17% agreed and 16.7% neither agreed nor disagreed that they understand the depth of the course.

For question 2- More than 66% students strongly agreed, 16.7% neither agreed nor disagreed and 16% disagreed.

**Interpretation-** More than 66% students strongly agreed, 16.7% neither agreed nor disagreed and 16% disagreed that extent of coverage of course taught by teacher.

For question 3- 33.3% students strongly agreed, 50% agreed and others neither agreed nor disagreed.

**Interpretation-** 33.3% students strongly agreed, 50% agreed and others neither agreed nor disagreed that the ability of the teacher to relate the topic with current situation.

For question 4- More than 66% students strongly agreed and 33% students agreed.

**Interpretation-** More than 66% students strongly agreed and 33% students agreed that the entire syllabus is completed in the stipulated time frame.

For question 5- 50% students strongly agreed, 33% students agreed and 6.7% strongly disagreed.

**Interpretation-** 50% students strongly agreed, 33% students agreed and 6.7% strongly disagreed that teachers are punctual and regular in taking practical and tutorial classes.

For question 6- 50% students strongly agreed, 16% students agreed, 16.7% neither agreed nor disagree and 16.7% disagreed

**Interpretation-** 50% students strongly agreed, 16% students agreed, 16.7% neither agreed nor disagree and 16.7% disagreed that the ICT in the form of web sources, power point presentations are a regular feature of the classroom.

For question 7- More than 66% students strongly agreed and 33% students agreed.

**Interpretation-** More than 66% students strongly agreed and 33% students agreed that explanation of textual reading material with clarity and relevance

For question 8- More than 83.3% students strongly agreed and 16.7% neither agreed nor disagreed.

**Interpretation-** More than 83.3% students strongly agreed and 16.7% neither agreed nor disagreed that information regarding additional reading sources is given.

For question 9- More than 66% students strongly agreed, 16% students agreed and 16.7% strongly disagreed.

**Interpretation-** More than 66% students strongly agreed, 16% students agreed and 16.7% strongly disagreed that Values are taught from the prescribed syllabus in terms



of knowledge, concepts, manual skills, analytical abilities and broadening perspectives.

For question 10- More than 83% students strongly agreed and 16% students agreed.

**Interpretation-** More than 83% students strongly agreed and 16% students agreed that Periodical assessments are conducted as per the given schedule.

For question 11- 50% students strongly agreed, 16% students agreed, 16.7% neither agreed nor disagreed and 16.7% disagreed.

**Interpretation-** 50% students strongly agreed, 16% students agreed, 16.7% neither agreed nor disagreed and 16.7% disagreed that Evaluation is fair and unbiased.

For question 12- 50% students strongly agreed and 50% students agreed.

**Interpretation-** 50% students strongly agreed and 50% students agreed that Regular and timely feedback is given for further improvement.

For question 13- 50% students strongly agreed, 33% students Agreed and 16.7% strongly disagreed.

**Interpretation-** 50% students strongly agreed, 33% students Agreed and 16.7% strongly disagreed that Teachers are accessible even after lectures.

For question 14- More than 66% students strongly agreed and 33% agreed.

**Interpretation-** More than 66% students strongly agreed and 33% agreed that Teachers are instrumental in personality development of the students.

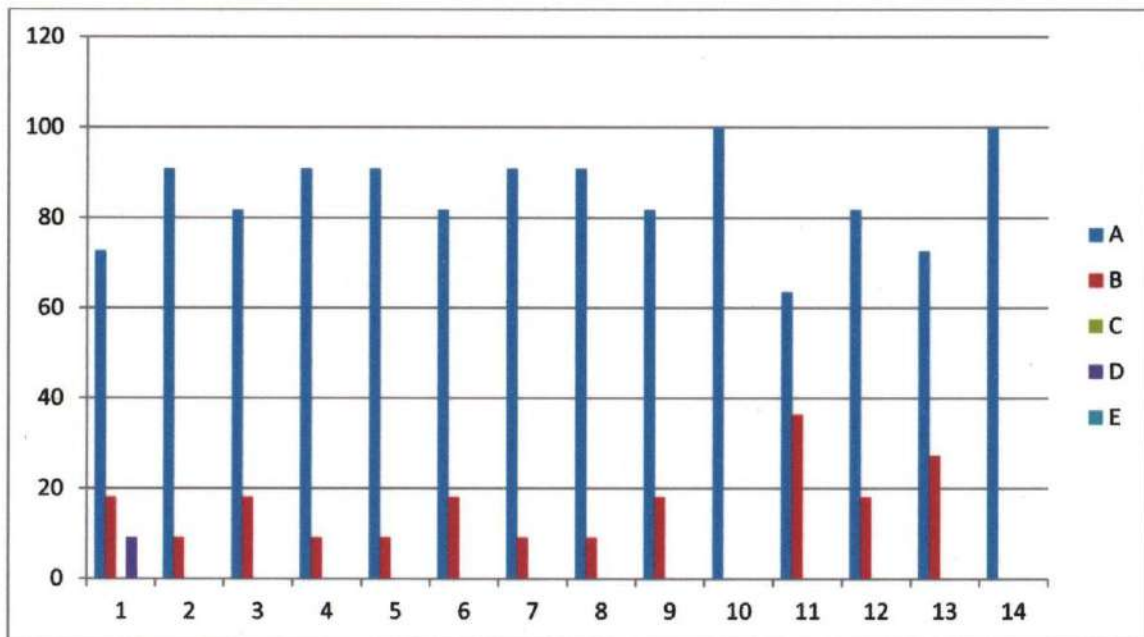


## Bachelor of Commerce- Semester V

Link pasted below-

<https://docs.google.com/forms/d/e/1FAIpQLSfCgoGCDzdc1ZkKmTwEtghxNjf0cA2bNc0eLrRqaYYQxe7qqQ/viewform?vc=0&c=0&w=1&flr=0&gxid=-8203364>

Feedback	Analysis	Remarks & Suggestions	Action Taken
Feedback from students on Teaching Learning and Evaluation	<p><b>Learners have given their response on a 5 -point Likert scale for-</b></p> <p>Option A- Strongly agree- <b>4.25</b></p> <p>Option B- agree- <b>0.72</b></p> <p>Option C- Neither agree nor Disagree <b>0.00</b></p> <p>Option C- Strongly agree- <b>0.00</b></p> <p>Option D- Disagree- <b>0.03</b></p> <p>Option E- Strongly disagree- <b>0.00</b></p> <p><i>The mode of collection was online Goggle form</i></p>	Some Teachers were not very comfortable using ICT enabled tools for the purpose of Teaching – Learning	The subject teachers were informed about their individual scores and they were also encouraged to be more ICT friendly in terms of Teaching and Learning



On X-axis – Question number

On Y-axis- Response in %

- A- Strongly agree
- B- Agree
- C- Neither agree nor disagree
- D- Disagree
- E- Strongly disagree





For question 1 – More than 72% students strongly agreed, 18% agreed and 9.1% disagreed.

**Interpretation-** More than 72% students strongly agreed, 18% agreed and 9.1% disagreed that they understand the depth of the course.

For question 2- More than 90% students strongly agreed and others agreed.

**Interpretation-** More than 90% students strongly agreed and others agreed that extent of coverage of course taught by teacher.

For question 3- More than 81% students strongly agreed and 18.2% agreed.

**Interpretation-** Maximum students strongly agreed and 18.2% agreed that the ability of the teacher to relate the topic with current situation.

For question 4- More than 90% students strongly agreed and 9.1% agreed.

**Interpretation-** Maximum students strongly agreed, and 9.1% agreed that the entire syllabus is completed in the stipulated time frame.

For question 5- More than 90% students strongly agreed and 9.1% agreed.

**Interpretation-** Maximum students strongly agreed, and 9.1% agreed that teachers are punctual and regular in taking practical and tutorial classes.

For question 6- More than 81% students strongly agreed and 18.2% agreed.

**Interpretation-** Maximum students strongly agreed, and 18.2% agreed that the ICT in the form of web sources, power point presentations are a regular feature of the classroom.

For question 7- More than 90% students strongly agreed and 9.1% agreed.

**Interpretation-** Maximum students strongly agreed and 9.1% agreed that explanation of textual reading material with clarity and relevance

For question 8- More than 90% students strongly agreed and 9.1% agreed.

**Interpretation-** Maximum students strongly agreed and 9.1% agreed that Information regarding additional reading sources is given.

For question 9- More than 81% students strongly agreed and 18.2% agreed.

**Interpretation-** Maximum students strongly agreed and 18.2% agreed that Values are taught from the prescribed syllabus in terms of knowledge, concepts, manual skills, analytical abilities and broadening perspectives.

For question 10- All students strongly agreed.

**Interpretation-** All students strongly agreed that Periodical assessments are conducted as per the given schedule.

For question 11- More than 63% students strongly agreed and 36.4% agreed.



**Interpretation-** More than 44% students strongly agreed 38% students Agreed and very few neither agreed nor disagreed that Evaluation is fair and unbiased.

For question 12- More than 81% students strongly agreed and 18.2% agreed.

**Interpretation-** Maximum students strongly agreed and 18.2% agreed that Regular and timely feedback is given for further improvement.


For question 13- More than 72% students strongly agreed and 27.3% agreed.

**Interpretation-** More than 72% students strongly agreed and 27.3% agreed that Teachers are accessible even after lectures.

For question 14- All students strongly agreed.

**Interpretation-** All students strongly agreed that Teachers are instrumental in personality development of the students

Compiled and submitted by-

  
Dr. Mangesh V Kadu  
IQAC Coordinator



  
PRINCIPAL  
Bhiwapur Mahavidyalay  
Bhiwapur, Dist. Nagpur



Backward Class Youth relief Committee's

# BHIWAPUR MAHAVIDYALAYA, BHIWAPUR

Dist. Nagpur, Maharashtra 441201

Accredited with Grade 'B' (CGPA-2.54) by NAAC, Bengaluru

ISO-9001:2015

Academic Session – 2020-21

Feedback of Students on College

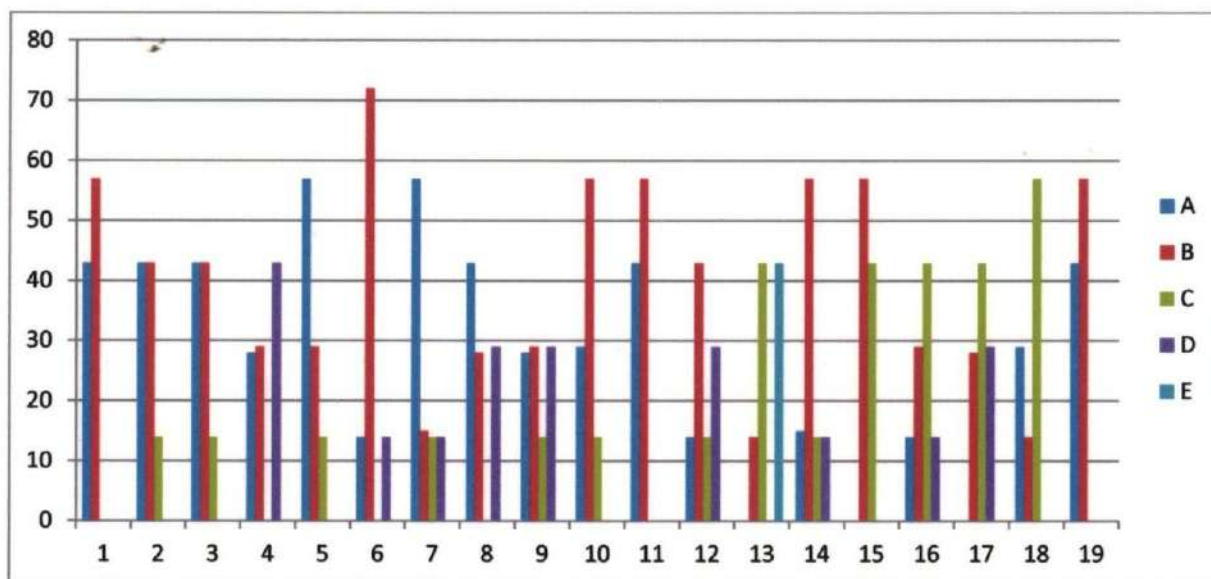
## Link-

[https://docs.google.com/forms/d/e/1FAIpQLScTCjtOpIJR7\\_WrgxErDjRAvCLsBYm7HwSokjwYtGQWB16BUw/viewform?vc=0&c=0&w=1&flr=0](https://docs.google.com/forms/d/e/1FAIpQLScTCjtOpIJR7_WrgxErDjRAvCLsBYm7HwSokjwYtGQWB16BUw/viewform?vc=0&c=0&w=1&flr=0)

Feedback	Analysis	Remarks & Suggestions	Action Taken
Feedback from Students on College	<p><b>Learners have given their response on a 5 -point Likert scale for-</b></p> <p>Option A- Strongly agree- <b>1.45</b></p> <p>Option B- agree- <b>2.00</b></p> <p>Option C- Neither agree nor Disagree <b>0.9</b></p> <p>Option D- Disagree- <b>0.7</b></p> <p>Option E- Strongly disagree- <b>0.00</b></p> <p><i>The mode of collection was online Goggle form</i></p>	Toilet/washrooms should be cleaned and maintained properly	<p>The in-charge teacher concerned for Cleanliness has been apprised of the same.</p> <p>Due care and precautions will be taken in this regard.</p>



  
PRINCIPAL  
Bhiwapur Mahavidyalaya  
Bhiwapur, Dist. Nagpur



On X-axis – Question number

On Y-axis- Response in %

- A- Strongly agree
- B- Agree
- C- Neither agree nor disagree
- D- Disagree
- E- Strongly disagree

For question 1 – 43% students strongly agreed and 57% agreed.

**Interpretation-** 43% students strongly agreed and 57% agreed that the office staff of the college is cooperative and helpful.

For question 2- 43% students strongly agreed, 43% agreed and 14% neither agreed nor disagreed.

**Interpretation-** 43% students strongly agreed, 43% agreed and 14% neither agreed nor disagreed that the library staff is cooperative and helpful.

For question 3- 43% students strongly agreed, 43% agreed and 14% neither agreed nor disagreed.

**Interpretation-** 43% students strongly agreed, 43% agreed and 14% neither agreed nor disagreed that online educational resources/prescribed books/reading materials are available and accessible in the library.

For question 4- 28% students strongly agreed, 29% agreed and 43% disagreed.

**Interpretation-** 28% students strongly agreed, 29% agreed and 43% disagreed that Internet facility is provided in the college.

For question 5- 57% students strongly agreed, 29% agreed and 14% neither agreed nor disagreed.



**Interpretation-** 57% students strongly agreed, 29% agreed and 14% neither agreed nor disagreed that Equipment in the lab(s) is/are in good working condition.

For question 6- 14% students strongly agreed, 72% agreed and 14% neither agreed nor disagreed.

**Interpretation-** 14% students strongly agreed, 72% agreed and 14% neither agreed nor disagreed that the ICT in the form of web sources, power point presentations are a regular feature of the classroom.

For question 7- 57% students strongly agreed, 15% agreed, 14% neither agreed nor disagreed and 14% disagreed.

**Interpretation-** 57% students strongly agreed, 15% agreed, 14% neither agreed nor disagreed and 14% disagreed that Results are regularly displayed by the college.

For question 8- 43% students strongly agreed, 28% agreed and 29% disagreed.

**Interpretation-** 43% students strongly agreed, 28% agreed and 29% disagreed that Toilet/washrooms are clean and properly maintained.

For question 9- 28% students strongly agreed, 29% agreed, 14% neither agreed nor disagreed and 29% disagreed.

**Interpretation-** 28% students strongly agreed, 29% agreed, 14% neither agreed nor disagreed and 29% disagreed that the classrooms are clean and well maintained.

For question 10- 29% students strongly agreed, 57% agreed and 14% neither agreed nor disagreed.

**Interpretation-** 29% students strongly agreed, 57% agreed and 14% neither agreed nor disagreed that the campus is green and eco-friendly.

For question 11- 43% students strongly agreed and 57% agreed.

**Interpretation-** 43% students strongly agreed and 57% agreed that The Building/classrooms are accessible to the disabled.

For question 12- 14% students strongly agreed, 43% agreed, 14% neither agreed nor disagreed and 29% disagreed.

**Interpretation-** 14% students strongly agreed, 43% agreed, 14% neither agreed nor disagreed and 29% disagreed that the campus has adequate power supply with backup facility.

For question 13- 14% agreed, 43% neither agreed nor disagreed, and 43% disagreed.

**Interpretation-** 14% agreed, 43% neither agreed nor disagreed, and 43% disagreed that Students grievances are redressed/problems are solved well in time.

For question 14- 15% students strongly agreed, 57% agreed, 14% neither agreed nor disagreed and 14% disagreed.

**Interpretation-** 15% students strongly agreed, 57% agreed, 14% neither agreed nor disagreed and 14% disagreed that EDC and placement cell is functional in the college.



For question 15 - 57% agreed and 43% neither agreed nor disagreed.

**Interpretation-** 57% agreed and 43% neither agreed nor disagreed that The College gives importance on students' research projects.

For question 16- 14% students strongly agreed, 29% agreed, 43% neither agreed nor disagreed and 14% disagreed.

**Interpretation-** 14% students strongly agreed, 29% agreed, 43% neither agreed nor disagreed and 14% disagreed that Authorities ensure strict discipline on and off the campus.

For question 17- 28% agreed, 43% neither agreed nor disagreed and 29% disagreed.

**Interpretation-** 28% agreed, 43% neither agreed nor disagreed and 29% disagreed that Girl students' security is given utmost priority.


For question 18- 29% students strongly agreed, 14% agreed and 57% neither agreed nor disagreed.

**Interpretation-** 29% students strongly agreed, 14% agreed and 57% neither agreed nor disagreed that the institution strives for academic excellence.

For question 19 - 43% students strongly agreed and 57% agreed.

**Interpretation-** 43% students strongly agreed and 57% agreed that the institution promotes participation of students in co-curricular, extra-curricular, sports and other events at all levels.

Prepared and submitted by –

  
Dr. Mangesh V Kadu  
IQAC Coordinator



  
PRINCIPAL  
Bhiwapur Mahavidyalaya  
Bhiwapur, Dist. Nagpur

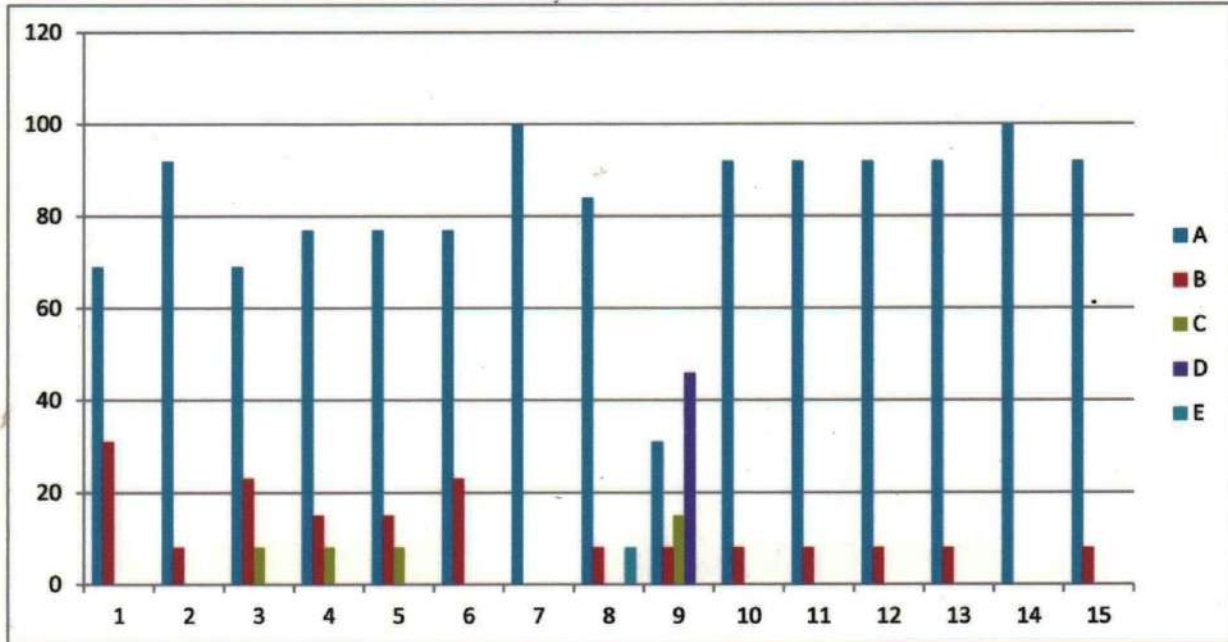


Backward Class Youth relief Committee's  
**BHIWAPUR MAHAVIDYALAYA, BHIWAPUR**

Dist. Nagpur, Maharashtra 441201  
 Accredited with Grade 'B' (CGPA-2.54) by NAAC, Bengaluru  
 ISO-9001:2015

**Academic Session – 2020-21**  
**Feedback of Teacher on college**

Feedback	Analysis	Remarks & Suggestions	Action Taken
Feedback from Teacher on College	<p><b>Teachers have given their response on a 5 -point Likert scale for-</b></p> <p>Option A- Strongly agree- <b>4.12</b></p> <p>Option B- agree- <b>0.57</b></p> <p>Option C- Neither agree nor disagree - <b>0.13</b></p> <p>Option D- Disagree- <b>0.15</b></p> <p>Option E- Strongly disagree- <b>0.03</b></p>	<p>Requirement- Separate facility to be made available for the faculty in the Canteen</p>	<p>As per the Budgetary provisions and permission from the Management, the demand for a separate facility in the Canteen will be taken into consideration.</p>



On X-axis – Question number



*[Signature]*  
 PRINCIPAL  
 Bhiwapur Mahavidyalaya  
 Bhiwapur, Dist. Nagpur

On Y-axis- Response in %

- A- Strongly agree
- B- Agree
- C- Neither agree nor disagree
- D- Disagree
- E- Strongly disagree

For question 1 – 69% Teaching Staff strongly agreed and 31% agreed.

**Interpretation-** 69% Teaching Staff strongly agreed and 31% agreed that Syllabus is suitable to the course.

For question 2 - 92% Teaching Staff strongly agreed and 8% agreed.

**Interpretation-** 92% Teaching Staff strongly agreed and 8% agreed that Aims and objectives of the syllabi are well defined and clear to teachers and students.

For question 3 - 69% Teaching Staff strongly agreed, 23% agreed and 8% neither agree nor disagree.

**Interpretation-** 69% Teaching Staff strongly agreed, 23% agreed and 8% neither agree nor disagree that Course content is followed by corresponding reference materials.

For question 4 - 77% Teaching Staff strongly agreed, 15% agreed and 8% neither agree nor disagree.

**Interpretation-** 77% Teaching Staff strongly agreed, 15% agreed and 8% neither agree nor disagree that sufficient numbers of prescribed books are available in the Library

For question 5 - 77% Teaching Staff strongly agreed, 15% agreed and 8% neither agree nor disagree.

**Interpretation-** 77% Teaching Staff strongly agreed, 15% agreed and 8% neither agree nor disagree that the course/syllabus has good balance between theory and Application

For question 6 - 77% Teaching Staff strongly agreed and 23% agreed.

**Interpretation-** 77% Teaching Staff strongly agreed and 23% agreed that the books prescribed/listed as reference materials are relevant, easily available in the Library.

For question 7 - 100% Teaching Staff strongly agreed.

**Interpretation-** All Teaching Staff Infrastructural facilities, such as teacher's rooms, class rooms, reading rooms and toilets are available in the Institution

For question 8 - 84% Teaching Staff strongly agreed, 8% agreed and 8% strongly disagreed.

**Interpretation-** 84% Teaching Staff strongly agreed, 8% agreed and 8% strongly disagreed that Separate facility is available for the faculty in the canteen.

For question 9 - 31% Teaching Staff strongly agreed, 8% agreed, 15% neither agree nor disagree and 46% disagreed.





**Interpretation-** 31% Teaching Staff strongly agreed, 8% agreed, 15% neither agree nor disagree and 46% disagreed that Tests and examinations are conducted well in time with proper coverage of all units in the syllabus.

For question 10 - 92% Teaching Staff strongly agreed and 8% agreed.

**Interpretation-** 92% Teaching Staff strongly agreed and 8% agreed that I have the freedom to adopt new techniques/strategies of teaching such as seminar presentations, group discussions and learners' participations.

For question 11 - 92% Teaching Staff strongly agreed and 8% agreed.

**Interpretation-** 92% Teaching Staff strongly agreed and 8% agreed that I have the freedom to adopt/adapt new techniques/strategies of testing and assessment of students

For question 12 - 92% Teaching Staff strongly agreed and 8% agreed.

**Interpretation-** 92% Teaching Staff strongly agreed and 8% agreed that the environment in the institution is conducive for teaching and research.

For question 13 - 92% Teaching Staff strongly agreed and 8% agreed.

**Interpretation-** 92% Teaching Staff strongly agreed and 8% agreed that the administration is teacher friendly

For question 14 - 100% Teaching Staff strongly agreed.

**Interpretation-** All Teaching Staff the Institution provides adequate and smooth support for projects and research facilities

For question 15 - 92% Teaching Staff strongly agreed and 8% agreed.

**Interpretation-** 92% Teaching Staff strongly agreed and 8% agreed that Provisions for professional development are non-discriminatory and fair

Compiled and submitted by –

  
Dr. Mangesh V Kadu  
IQAC Coordinator



  
PRINCIPAL  
Bhiwapur Mahavidyalaya  
Bhiwapur, Dist. Nagpur



## Specimen Feedback Form

BHIWAPUR MAHAVIDYALAYA, BHIWAPUR  
(B Grade with 2.54 CGPA by NAAC Bengaluru)

*Feedback of Teacher on College*

**Internal Quality Assurance Mechanism aimed at Continuous Improvement for  
Academic Excellence and Results**

Session – 2020 -2021

Name: \_\_\_\_\_

Department: \_\_\_\_\_

Kindly rate the performance on the following attributes on five point scale

Strongly agree- 5.00 A	Agree- 4.00 B	Neither agree nor disagree- 3.00 C	Disagree- 2.00 D	Strongly disagree- 1.0 E
------------------------------	---------------------	--	------------------------	--------------------------------

Sr. No	Attributes	Marks				
		A	B	C	D	E
1	Syllabus is suitable to the course.					
2	Aims and objectives of the syllabi are well defined and clear to teachers and students.					
3	Course content is followed by corresponding reference materials.					
4	Sufficient numbers of prescribed books are available in the Library					
5	The course/syllabus has good balance between theory and application					
6	The books prescribed/listed as reference materials are relevant, easily available in the Library.					
7	Infrastructural facilities, such as teacher's rooms, class rooms, reading rooms and toilets are available in the Institution					
8	Separate facility is available for the faculty in the canteen.					
9	Tests and examinations are conducted well in time with proper coverage of all units in the syllabus.					
10	I have the freedom to adopt new techniques/strategies of					



	teaching such as seminar presentations, group discussions and learners' participations.					
11	I have the freedom to adopt/adapt new techniques/strategies of testing and assessment of students					
12	The environment in the institution is conducive for teaching and research.					
13	The administration is teacher friendly					
14	The Institution provides adequate and smooth support for projects and research facilities					
15	Provisions for professional development are non-discriminatory and fair					
16	Suggestions for future improvements :					
	<b>Signature</b>					



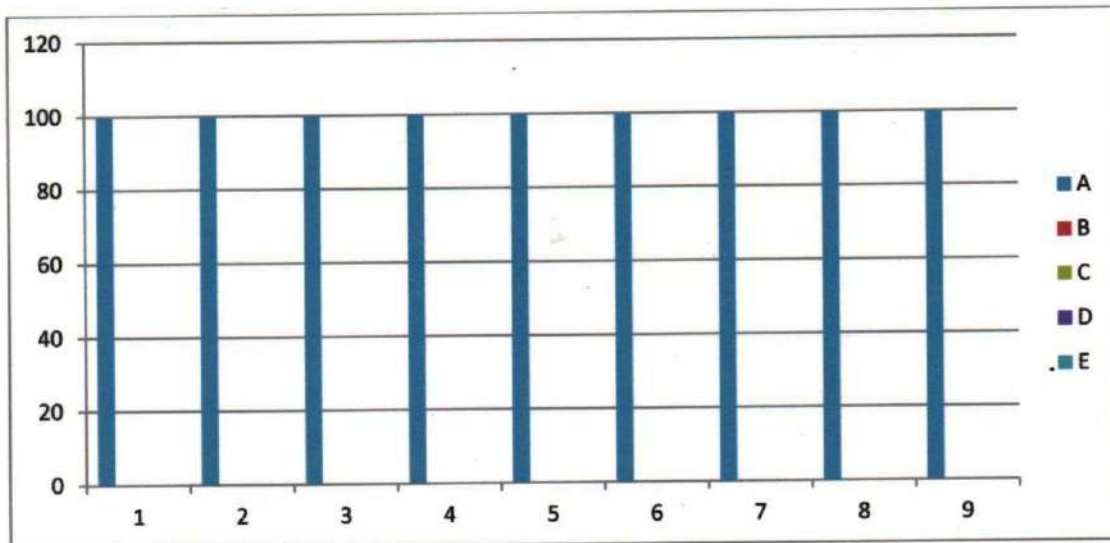
  
**PRINCIPAL**  
 Bhiwapur Mahavidyalaya  
 Bhiwapur, Dist. Nagpur



Backward Class Youth relief Committee's  
**BHIWAPUR MAHAVIDYALAYA, BHIWAPUR**  
 Dist. Nagpur, Maharashtra 441201  
 Accredited with Grade 'B' (CGPA-2.54) by NAAC, Bengaluru  
 ISO-9001:2015

**Academic Session – 2020-21**  
**Feedback of Non-Teaching Staff on College**

Feedback	Analysis	Remarks & Suggestions	Action Taken Report
Feedback of Non-Teaching Staff on College	<p><b>Non-Teaching Staff have given their response on a 5 -point Likert scale for-</b></p> <p>Option A- Strongly agree- <b>5.00</b>            Option B- agree- <b>0.00</b>            Option C- Neither agree nor disagree - <b>0.00</b>            Option D- Disagree- <b>0.00</b>            Option E- Strongly disagree- <b>0.00</b></p>	All have reported 5 on a scale of 5 which shows their satisfaction level with the work culture in the Institution.	The feedback given is highly appreciated and it will be binding on the Institution to carry forward the congenial work environment for the growth and development of the Institution and its stakeholders.



On X-axis – Question number

On Y-axis- Response in %

- A- Strongly agree
- B- Agree
- C- Neither agree nor disagree
- D- Disagree
- E- Strongly disagree



  
 PRINCIPAL  
 Bhiwapur Mahavidyalaya  
 Bhiwapur, Dist. Nagpur

For question 1 - 100% Non-Teaching Staff strongly agreed.

**Interpretation-** All Non-Teaching Staff strongly agreed that Modern Technology is used in the day-to day functioning of the college.

For question 2 - 100% Non-Teaching Staff strongly agreed.

**Interpretation-** All Non-Teaching Staff strongly agreed that ICT is made mandatory for all the employees of the college.

For question 3 - 100% Non-Teaching Staff strongly agreed.

**Interpretation-** All Non-Teaching Staff strongly agreed that Workshops and Training Sessions are organized to increase the efficiency of non –teaching Staff.

For question 4 - 100% Non-Teaching Staff strongly agreed.

**Interpretation-** All Non-Teaching Staff strongly agreed that they are Aware of their accountability towards work.

For question 5 - 100% Non-Teaching Staff strongly agreed.

**Interpretation-** All Non-Teaching Staff strongly agreed that they are Ready to help students during their academic sojourn

For question 6 - 100% Non-Teaching Staff strongly agreed.

**Interpretation-** All Non-Teaching Staff strongly agreed that their Work is done without any partiality or discrimination towards others

For question 7 - 100% Non-Teaching Staff strongly agreed.

**Interpretation-** All Non-Teaching Staff strongly agreed that they are aware of their Sense of responsibility for college

For question 8 - 100% Non-Teaching Staff strongly agreed.

**Interpretation-** All Non-Teaching Staff strongly agreed that they are Satisfied with the work culture of the Principal and the environment of the college.


For question 9 - 100% Non-Teaching Staff strongly agreed.

**Interpretation-** All Non-Teaching Staff strongly agreed that they ensure active participation in all activities of the college.

Compiled and submitted by –

  
Dr, Mangesh V Kadu  
IQAC Coordinator



  
PRINCIPAL  
Bhiwapur Mahavidyalaya  
Bhiwapur, Dist. Nagpur



## Specimen Feedback Form

**BHIWAPUR MAHAVIDYALAYA, BHIWAPUR**  
(B Grade with 2.54 CGPA by NAAC Bengaluru)  
Feedback of Non-Teaching Staff on College

**Internal Quality Assurance Mechanism aims at Continuous Improvement for Academic Excellence and Results**  
**Session – 2020 -2021**

Name: \_\_\_\_\_

Kindly rate the performance on the following attributes on five point scale

Strongly agree- 5.00	Agree- 4.00	Neither agree nor disagree- 3.00	Disagree- 2.00	Strongly disagree- 1.0
A	B	C	D	E

Sr. No	Attributes	Marks				
		A	B	C	D	E
01	महाविद्यालयाचे कार्यालयीन कामकाजात आधुनिक पध्दतीचा अवलंब केला जातो Modern Technology is used in the day-to day functioning of the college.					
02	महाविद्यालयातील सर्व शिक्षकेत्तर कर्मचाऱ्यांसाठी माहिती व संवाद तंत्र आवश्यक करण्यात आलेले आहे. ICT is made mandatory for all the employees of the college.					
03	शिक्षकेत्तर कर्मचाऱ्यामध्ये कार्यकुशलता वाढावी यासाठी कार्यशाळा किंवा प्रशिक्षणाचे आयोजन केले जाते Workshops and Training Sessions are organized to increase the efficiency of non-teaching Staff.					
04	आपल्या कार्यप्रती आपण जागरूक आहात. Aware of our accountability towards work.					
05	आपण विद्यार्थ्यांच्या शैक्षणिक अडचणी दूर करण्यास तत्पर असता Ready to help students during their academic					







Backward Class Youth relief Committee's  
**BHIWAPUR MAHAVIDYALAYA, BHIWAPUR**

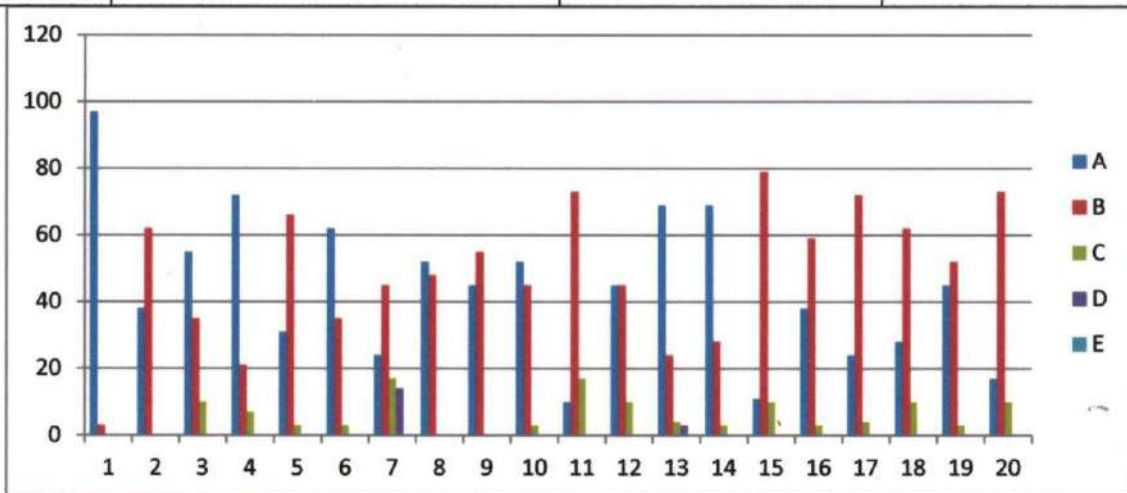
Dist. Nagpur, Maharashtra 441201  
 Accredited with Grade 'B' (CGPA-2.54) by NAAC, Bengaluru  
 ISO-9001:2015

**Academic Session – 2020-21**  
**Feedback from Parents on College**

**Link below-**

[https://docs.google.com/forms/d/e/1FAIpQLSfE500TqbfErg1pzXjNvd\\_gpkmIPmCgNcQNuO4emimqYYCuA/viewform?vc=0&c=0&w=1&flr=0](https://docs.google.com/forms/d/e/1FAIpQLSfE500TqbfErg1pzXjNvd_gpkmIPmCgNcQNuO4emimqYYCuA/viewform?vc=0&c=0&w=1&flr=0)

Feedback	Analysis	Remarks & Suggestions	Action Taken Report
Feedback from Parents on College	<p>Parents have given their response on a 5 -point Likert scale for-</p> <p>Option A- Strongly agree- <b>2.21</b></p> <p>Option B- agree- <b>2.46</b></p> <p>Option C- Neither agree nor Disagree <b>0.29</b></p> <p>Option D- Disagree- <b>0.04</b></p> <p>Option E- Strongly disagree- <b>0.00</b></p> <p><i>The mode of collection was online Goggle form</i></p>	The Feedback of the parents' shows their inability to support and contribute to the development of the College in terms of monetary support.	It is well understood of the economic condition of the parents, so no monetary expectations from parents are anticipated. But, the Institution tries to uplift the parents and their wards through many Governemnt sponsored schemes through Entrepreneurship Development Cell.



On X-axis – Question number

On Y-axis- Response in %



*[Signature]*  
**PRINCIPAL**  
 Bhiwapur Mahavidyalaya  
 Bhiwapur, Dist. Nagpur



- A- Strongly agree
- B- Agree
- C- Neither agree nor disagree
- D- Disagree
- E- Strongly disagree

For question 1 - 97% parents strongly agreed and 3% agreed.

**Interpretation-** 97% parents strongly agreed and 3% agreed that their ward is regular in the college

For question 2 - 38% parents strongly agreed, 62% agreed.

**Interpretation-** 38% parents strongly agreed, 62% agreed that they make regular enquiries of their ward's progress in study

For question 03 - 55% parents strongly agreed, 35% agreed and 10% neither agreed nor disagreed.

**Interpretation-** 55% parents strongly agreed, 35% agreed and 10% neither agreed nor disagreed that they get information their ward's educational progress through the Progress Card and also by visiting the college

For question 04 - 72% parents strongly agreed, 21% agreed and 7% neither agreed nor disagreed.

**Interpretation-** 72% parents strongly agreed, 21% agreed and 7% neither agreed nor disagreed that 'Parent-Teacher Association' functions are conducted in their ward's college

For question 05 - 31% parents strongly agreed, 66% agreed and 3% neither agreed nor disagreed.

**Interpretation-** 31% parents strongly agreed, 66% agreed and 3% neither agreed nor disagreed 'The College has contributed to the overall development of their ward'.

For question 06 - 62% parents strongly agreed, 35% agreed and 3% neither agreed nor disagreed.

**Interpretation-** 62% parents strongly agreed, 35% agreed and 3% neither agreed nor disagreed that their ward should participate in extra-curricular activities other than from curricular activities

For question 07- 24% parents strongly agreed, 45% agreed, 17% neither agreed nor disagreed and 14% disagreed.

**Interpretation-** 24% parents strongly agreed, 45% agreed, 17% neither agreed nor disagreed and 14% disagreed that they are ready to contribute in the development of the college

For question 08 - 52% parents strongly agreed and 48% agreed.



**Interpretation-**52% parents strongly agreed and 48% agreed that they are satisfied with the facilities provided by the college

For question 09 - 45% parents strongly agreed and 55% agreed.

**Interpretation-** 45% parents strongly agreed and 55% agreed that Teacher has pivotal role in the development of parents' educational progress

For question 10 - 52% parents strongly agreed, 45% agreed and 3% neither agreed nor disagreed.

**Interpretation-** 52% parents strongly agreed, 45% agreed and 3% neither agreed nor disagreed that Significant contribution of the college in the development of Bhiwapur.

For question 11 - 10% parents strongly agreed, 73% agreed and 17% neither agreed nor disagreed.

**Interpretation-** 10% parents strongly agreed, 73% agreed and 17% neither agreed nor disagreed that they were satisfied with the Placement and employment opportunities provided by the college

For question 12 - 45% parents strongly agreed, 45% agreed and 10% neither agreed nor disagreed.

**Interpretation-** 45% parents strongly agreed, 45% agreed and 10% neither agreed nor disagreed that they are satisfied with the functioning of Competitive exam. Preparation cell (UPSC/MPSC)

For question 13 - 69% parents strongly agreed, 24% agreed, 4% neither agreed nor disagreed and 3% disagreed.

**Interpretation-** 69% parents strongly agreed, 24% agreed, 4% neither agreed nor disagreed and 3% disagreed that they were Satisfied with the safety and security of their ward in the college

For question 14 - 69% parents strongly agreed, 28% agreed and 3% neither agreed nor disagreed.

**Interpretation-** 69% parents strongly agreed, 28% agreed and 3% neither agreed nor disagreed that they were satisfied with the cleanliness and natural environment in the college campus

For question 15 - 11% parents strongly agreed, 79% agreed and 10% neither agreed nor disagreed.

**Interpretation-** 11% parents strongly agreed, 79% agreed and 10% neither agreed nor disagreed that they were satisfied with the functioning of "Parents' Consumer Society" in the college

For question 16 - 38% parents strongly agreed, 59% agreed and 3% neither agreed nor disagreed.

**Interpretation-** 38% parents strongly agreed, 59% agreed and 3% neither agreed nor disagreed that their level of satisfaction with the quality of education being imparted by the college.



For question 17 - 24% parents strongly agreed, 72% agreed and 4% neither agreed nor disagreed.

**Interpretation-** 24% parents strongly agreed, 72% agreed and 4% neither agreed nor disagreed that the administration of the college strives for the wellbeing of wards and their parents in terms of imparting quality education.

For question 18 - 28% parents strongly agreed, 62% agreed and 10% neither agreed nor disagreed.

**Interpretation-** 28% parents strongly agreed, 62% agreed and 10% neither agreed nor disagreed that they were satisfied with the performance of non-teaching staff of the college

For question 19 - 45% parents strongly agreed, 52% agreed and 3% neither agreed nor disagreed.

**Interpretation-** 45% parents strongly agreed, 52% agreed and 3% neither agreed nor disagreed that the management has key role in the progress of college and its parents

For question 20 - 17% parents strongly agreed, 73% agreed and 10% neither agreed nor disagreed.

**Interpretation-** 17% parents strongly agreed, 73% agreed and 10% neither agreed nor disagreed that they were satisfied with the free and paid consultancy services in the college.

Compiled and submitted by –



Dr. Mangesh V Kadu  
IQAC Coordinator



PRINCIPAL  
Bhiwapur Mahavidyalay  
Bhiwapur, Dist. Nagpur



Backward Class Youth relief Committee's  
**BHIWAPUR MAHAVIDYALAYA, BHIWAPUR**

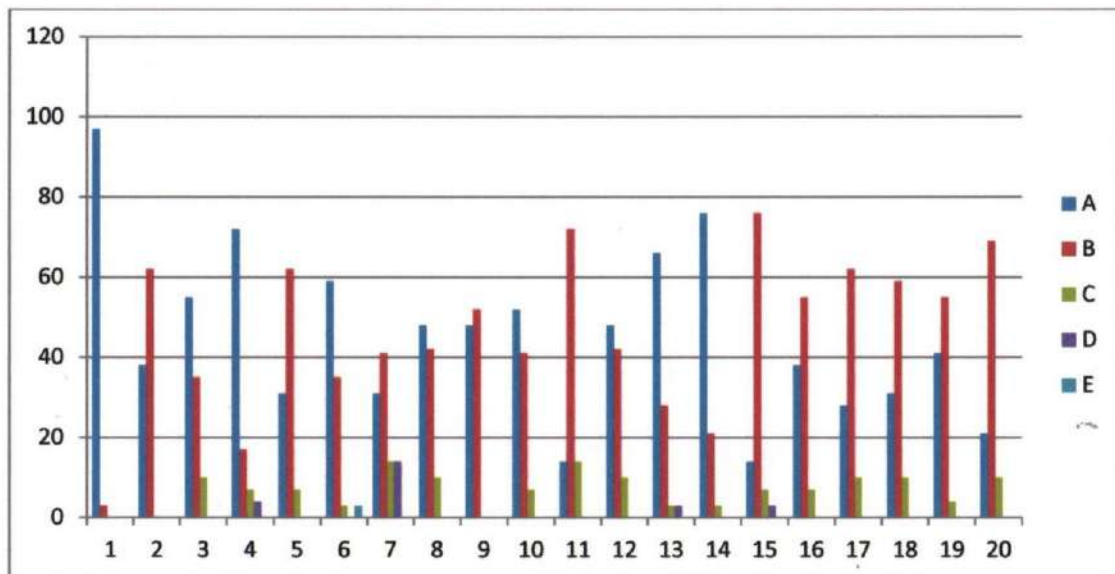
Dist. Nagpur, Maharashtra 441201  
 Accredited with Grade 'B' (CGPA-2.54) by NAAC, Bengaluru  
 ISO-9001:2015

**Academic Session – 2020-21**  
**Feedback from Alumni on College**

Link below-

<https://docs.google.com/forms/d/e/1FAIpQLSdn1PJNxpRPNxYWuhGn9iZ4b-scMUq9Bh7GKfWWu7zox55sZkw/viewform?vc=0&c=0&w=1&flr=0>

Feedback	Analysis	Remarks & Suggestions	Action Taken Report
Feedback from Alumni on College	<p><b>Alumni have given their response on a 5 -point Likert scale for-</b></p> <p>Option A- Strongly agree- <b>2.27</b>            Option B- agree- <b>2.32</b>            Option C- Neither agree nor Disagree <b>0.34</b>            Option D- Disagree- <b>0.06</b>            Option E- Strongly disagree- <b>0.00</b></p> <p><i>The mode of collection was online Goggle form</i></p>	College has long term policies for the bright future of the students	The Institution upholds the belief of the Alumni and will strive to surge ahead with its vision, mission, core values and quality Policy.



*[Signature]*  
**PRINCIPAL**  
 Bhiwapur Mahavidyalay  
 Bhiwapur, Dist. Nagpur

On X-axis – Question number

On Y-axis- Response in %

- A- Strongly agree
- B- Agree
- C- Neither agree nor disagree
- D- Disagree
- E- Strongly disagree

For question 1 - 97% Alumni strongly agreed and 3% agreed

**Interpretation-** 97% Alumni strongly agreed and 3% agreed that The College is keeping up with the changing times.

For question 2 - 38% Alumni strongly agreed, 62% agreed.

**Interpretation-** 38% Alumni strongly agreed, 62% agreed that The College is empowered to help students achieve their goals.

For question 03 - 55% Alumni strongly agreed, 35% agreed and 10% neither agreed nor disagreed.

**Interpretation-** 55% Alumni strongly agreed, 35% agreed and 10% neither agreed nor disagreed that Students are acquainted with the Information and Communication Technologies used in the classrooms.

For question 04 - 72% Alumni strongly agreed, 17% agreed, 7% neither agreed nor disagreed and 4% disagreed.

**Interpretation-** 72% Alumni strongly agreed, 17% agreed, 7% neither agreed nor disagreed and 4% disagreed that The Administration of the college is vibrant in nature.

For question 05 - 31% Alumni strongly agreed, 62% agreed and 7% neither agreed nor disagreed.

**Interpretation-** 31% Alumni strongly agreed, 62% agreed and 7% neither agreed nor disagreed that The College is equipped with sufficient number of computers.

For question 06 - 59% Alumni strongly agreed, 35% agreed, 3% neither agreed nor disagreed and 3% strongly disagreed.

**Interpretation-** 59% Alumni strongly agreed, 35% agreed, 3% neither agreed nor disagreed and 3% strongly disagreed that College Library is updated from time to time.

For question 07- 31% Alumni strongly agreed, 41% agreed, 14% neither agreed nor disagreed and 14% disagreed.

**Interpretation-** 31% Alumni strongly agreed, 41% agreed, 14% neither agreed nor disagreed and 14% disagreed that College has long term policies for the bright future of the students.



For question 08 - 48% Alumni strongly agreed and 42% agreed, 10% neither agreed nor disagreed.

**Interpretation-**48% Alumni strongly agreed and 42% agreed, 10% neither agreed nor disagreed that Satisfied with the Sports and other facilities available in the college.

For question 09 - 48% Alumni strongly agreed and 52% agreed.

**Interpretation-** 48% Alumni strongly agreed and 52% agreed that they see the Enhancement in the quality of teachers over a period of time.

For question 10 - 52% Alumni strongly agreed, 41% agreed and 7% neither agreed nor disagreed.

**Interpretation-** 52% Alumni strongly agreed, 41% agreed and 7% neither agreed nor disagreed that Visible and marked benefits in students' personalities from the enhanced quality of teachers.

For question 11 - 14% Alumni strongly agreed, 72% agreed and 14% neither agreed nor disagreed.

**Interpretation-** 14% Alumni strongly agreed, 72% agreed and 14% neither agreed nor disagreed that College actively involves in Community Development programmes.

For question 12 - 48% Alumni strongly agreed, 42% agreed and 10% neither agreed nor disagreed.

**Interpretation-** 48% Alumni strongly agreed, 42% agreed and 10% neither agreed nor disagreed that Timely aid is provided to the needy and poor students.

For question 13 - 66% Alumni strongly agreed, 28% agreed, 3% neither agreed nor disagreed and 3% disagreed.

**Interpretation-** 66% Alumni strongly agreed, 28% agreed, 3% neither agreed nor disagreed and 3% disagreed that their contribution in the development of the college is ensured.

For question 14 - 76% Alumni strongly agreed, 21% agreed and 3% neither agreed nor disagreed.

**Interpretation-** 76% Alumni strongly agreed, 21% agreed and 3% neither agreed nor disagreed that Alumni are motivated by valuing their efforts through periodic motivation in the form of prizes.

For question 15 - 14% Alumni strongly agreed, 76% agreed, 7% neither agreed nor disagreed and 3% disagreed.

**Interpretation-** 14% Alumni strongly agreed, 76% agreed, 7% neither agreed nor disagreed and 3% disagreed that Alumni are trained to participate in the Cultural Programmes (Dance, Drama etc.).

For question 16 - 38% Alumni strongly agreed, 55% agreed and 7% neither agreed nor disagreed.



**Interpretation-** 38% Alumni strongly agreed, 55% agreed and 7% neither agreed nor disagreed that they are satisfied with the facilities made available in the Competitive Guidance Centre.

For question 17 - 28% Alumni strongly agreed, 62% agreed and 10% neither agreed nor disagreed.

**Interpretation-**28% Alumni strongly agreed, 62% agreed and 10% neither agreed nor disagreed that they are satisfied with the employment opportunities made available in the college for the students.

For question 18 - 31% Alumni strongly agreed, 59% agreed and 10% neither agreed nor disagreed.

**Interpretation-** 31% Alumni strongly agreed, 59% agreed and 10% neither agreed nor disagreed that they are Satisfied with the free and paid Consultancy Services offered in the college.

For question 19 - 41% Alumni strongly agreed, 55% agreed and 4% neither agreed nor disagreed.

**Interpretation-** 41% Alumni strongly agreed, 55% agreed and 4% neither agreed nor disagreed that they are satisfied with the social activities taken up by the College.

For question 20 - 21% Alumni strongly agreed, 69% agreed and 10% neither agreed nor disagreed.

**Interpretation-**21% Alumni strongly agreed, 69% agreed and 10% neither agreed nor disagreed that Full contribution for the overall development of the college is ensured.

Compiled and submitted by –

  
Dr, Mangesh V Kadu  
IQAC Coordinator



  
PRINCIPAL  
Bhiwapur Mahavidyalay  
Bhiwapur, Dist. Nagpur



BACKWARD CLASS YOUTH RELIEF COMMITTEE'S  
**BHIWAPUR MAHAVIDYALAYA**

BHIWAPUR DIST. NAGPUR- 441201  
ACCREDITED WITH GRADE 'B' (CGPA-2.54) BY NAAC, BENGALURU  
ISO-9001:2015

**INDEX OF FEEDBACK ANALYSIS**  
Academic Session 2020-2022

S. No	Particulars	Action Taken Reports (Yes/ No)	Any Other
1	<ul style="list-style-type: none"><li>Students' Feedback (Bachelor of Arts, Bachelor of Commerce, Bachelor of Science and Master of Arts)</li><li>Students' Feedback on Teaching, Learning and Evaluation</li><li>Students' Feedback on the Institution</li></ul>	Yes	<ul style="list-style-type: none"><li>Appreciation Letters</li><li>Advisory Letters</li></ul>
2	Teachers Teachers' Feedback on College	Yes	-
3	Alumni	Yes	-
4	Parents	Yes	-
5	Non-Teaching Staff	Yes	-
6	Management	Yes	-





BACKWARD CLASS YOUTH RELIEF COMMITTEE'S  
**BHIWAPUR MAHAVIDYALAYA**

BHIWAPUR DIST. NAGPUR- 441201

ACCREDITED WITH GRADE 'B' (CGPA-2.54) BY NAAC, BENGALURU  
ISO-9001:2015

**4 September, 2021**

**To Whom So Ever It May Concern**

The Feedback Mechanism provides Quantifiable and Qualitative measures for improvisation in the Teaching- Learning process. It stands impoverished without proper actions being executed to bring the desired results on improvisations. The following Feedback forms have been received: Feedback of students on teachers, Students' Feedback on College, Teachers' Feedback on College, the Feedback of Non-Teaching Staff on College, the Feedback of Alumni on College, the Feedback of Parents on College and the Feedback of Management on College.

Some of the highlights of the Feedback are as given below:

A graphical representation of the responses has been noted as per the Likert Scale of 'Strongly Agree', 'Agree', 'Neither Agree' nor 'Disagree', 'Disagree', 'Strongly Disagree'. The graph points out at some stray responses of 'Strongly Disagree' for a few questions. The Action Taken Report below gives the complete analysis of individual teachers which due to confidentiality has been conveyed in an amiable manner.

- Faculty was apprised of the responses and was asked to take the Feedback responses seriously as it could affect the learners' psyche.
- Feedback in the form of scepticism in the system and pedagogical approaches could initiate lacunae in imparting quality education.
- To introspect on the Feedback, and accordingly plan the dissemination of knowledge is the prime concern and priority for the Institution as per the Vision, Mission, Core Values and Quality Policy.

**Conclusion**

The faculties have taken the Feedback from the students very seriously and the Institution with its Mechanisms ensures to bring out positive results. The Institution believes in the competency of its faculty and provides opportunities to the faculties to update their pedagogical approaches. Advisory letters have been extended for further improvisations and Appreciation Letters expressing gratitude for the services extended by the faculty.

The Feedback along with the Action Taken Reports has been placed in the Meeting of the College Development Committee. A copy has been forwarded to the Members of the Foundation Society for their perusal.

Note – Copy of Advisory and Appreciation Letters as Appendix –II

Yours truly

Dr. Mangesh V. Kadu

Place – Bhiwapur



BACKWARD CLASS YOUTH RELIEF COMMITTEE'S  
**BHIWAPUR MAHAVIDYALAYA**

BHIWAPUR DIST. NAGPUR- 441201

ACCREDITED WITH GRADE 'B' (CGPA-2.54) BY NAAC, BENGALURU  
ISO-9001:2015

**Action Taken Report on Feedback from Students on Teachers**  
**Academic Session: 2020-2021**

The Feedback Mechanism provides Quantifiable and Qualitative measures for improvisation in the Teaching-Learning process. The entire process will be a futile attempt without proper actions being executed to bring out the desired results on improvisations.

Some of the observations made in the Feedback on an average are as follows

A graphical representation of the responses has been noted as per the Likert Scale of 'Strongly Agree', 'Agree', 'Neither Agree' nor 'Disagree', 'Disagree', 'Strongly Disagree'.

**Findings-**

The graph shows some stray responses for the Question No-11 which reads as follows:

Q6. ICT in the form of web sources, power point presentation are a regular feature of the classroom.

**Action Taken Report**

The Action Taken Report below gives the complete analysis of individual responses and complete confidentiality has been maintained. The stray responses have been taken up and Teachers have been asked to increase use of ICT tools while teaching.

The faculties have taken the Feedback from the students in good stead and are working towards achieving the envisioned goals of quality policy. Thus, the Institution, with its Mechanisms, ensures to bring out positive results.

Compiled and submitted by –

Dr. Mangesh V. Kadu

(IQAC Coordinator & Member Secretary, Feedback Committee)



BACKWARD CLASS YOUTH RELIEF COMMITTEE'S  
**BHIWAPUR MAHAVIDYALAYA**

BHIWAPUR DIST. NAGPUR- 441201

ACCREDITED WITH GRADE 'B' (CGPA-2.54) BY NAAC, BENGALURU  
ISO-9001:2015

**Action Taken Report on Feedback from Students on College  
Academic Session – 2020 – 2021**

The Feedback Mechanism provides Quantifiable and Qualitative measures for improvisation in the Teaching-Learning process. The entire process will be a futile attempt without proper actions being executed to bring out the desired results on improvisations.

Some of the observations made in the Feedback on an average are as follows

A graphical representation of the responses has been noted as per the Likert Scale of 'Strongly Agree', 'Agree', 'Neither Agree' nor 'Disagree', 'Disagree', 'Strongly Disagree'.

**Findings -**

The graph points out at some stray responses of 'Strongly Disagree' for the question given below;

Q.6. Toilet/washrooms are clean and properly maintained.

**Action Taken Report**

For all the stray responses mentioned above of the Feedback Analysis, the concerned administration has taken cognizance of the vacant position of the House Keeping who has left the job and a replacement for the House keeping has been sought urgently on monthly basis. The response is genuine and the efforts to resolve have yielded favourable responses from the students.

Compiled and submitted by –

Dr. Mangesh V. Kadu

(IQAC Coordinator & Member Secretary, Feedback Committee)



BACKWARD CLASS YOUTH RELIEF COMMITTEE'S  
**BHIWAPUR MAHAVIDYALAYA**

BHIWAPUR DIST. NAGPUR- 441201

ACCREDITED WITH GRADE 'B' (CGPA-2.54) BY NAAC, BENGALURU  
ISO-9001:2015

**Action Taken Report on Feedback from Teachers on College  
Academic Session: 2020 - 2021**

The Feedback Mechanism provides Quantifiable and Qualitative measures for improvisation in the Teaching-Learning process. The entire process will be a futile attempt without proper actions being executed to bring out the desired results on improvisations.

Some of the observations made in the Feedback on an average are as follows

A graphical representation of the responses has been noted as per the Likert Scale of 'Strongly Agree', 'Agree', 'Neither Agree' nor 'Disagree', 'Disagree', 'Strongly Disagree'.

**Findings -**

Some teaching faculty members of the Institution 'Strongly disagreed' with the Separate facility are available for the faculty in the canteen.

**Action Taken Report**

For all the stray responses mentioned above of the Feedback Analysis, the concerned administration has taken cognizance and as per the budgetary provisions and permission from the management, the demand for a separate facility in the canteen will be taken into consideration.

Compiled and submitted by –

Dr. Mangesh V. Kadu

(IQAC Coordinator & Member Secretary, Feedback Committee)



BACKWARD CLASS YOUTH RELIEF COMMITTEE'S

# BHIWAPUR MAHAVIDYALAYA

BHIWAPUR DIST. NAGPUR- 441201

ACCREDITED WITH GRADE 'B' (CGPA-2.54) BY NAAC, BENGALURU

ISO-9001:2015

## Action Taken Report on Feedback from Non-Teaching Staff on College Academic Session 2020 - 2021

The Feedback Mechanism provides Quantifiable and Qualitative measures for improvisation in the Teaching-Learning process. The entire process will be a futile attempt without proper actions being executed to bring out the desired results on improvisations.

Some of the observations made in the Feedback on an average are as follows

A graphical representation of the responses has been noted as per the Likert Scale of 'Strongly Agree', 'Agree', 'Neither Agree' nor 'Disagree', 'Disagree', 'Strongly Disagree'. The graph points out overall positive response from the non-teaching faculty members of the College.

### Findings:

All the non-teaching faculty members of the Institution 'Strongly Agreed' with the facilities provided with and the activities undertaken for them.

### Action Taken Report

The Feedback given is highly appreciated and it will be binding on the Institution to carry forward the congenial work environment for the growth and development of the Institution and its stakeholders.

Compiled and submitted by –

Dr. Mangesh V. Kadu

(IQAC Coordinator & Member Secretary, Feedback Committee)



BACKWARD CLASS YOUTH RELIEF COMMITTEE'S  
**BHIWAPUR MAHAVIDYALAYA**

BHIWAPUR DIST. NAGPUR- 441201

ACCREDITED WITH GRADE 'B' (CGPA-2.54) BY NAAC, BENGALURU  
ISO-9001:2015

**Action Taken Report on Feedback from Alumni on College  
Academic Session 2020 -2021**

The Feedback Mechanism provides Quantifiable and Qualitative measures for improvisation in the Teaching-Learning process. The entire process will be a futile attempt without proper actions being executed to bring out the desired results on improvisations.

Some of the observations made in the Feedback on an average are as follows

A graphical representation of the responses has been noted as per the Likert Scale of 'Strongly Agree', 'Agree', 'Neither Agree' nor 'Disagree', 'Disagree', 'Strongly Disagree'.

**Findings-**

The graph points out at some stray responses of strongly disagree for the question given below;

Q7. College has long term policies for the bright future of the student.

**Action Taken Report**

The Institution has given a keen consideration to the feedback received from the Alumni Association. The Institute upholds the belief of the Alumni and will strive to surge ahead with its vision, mission, core values and quality policy.

Compiled and submitted by –

Dr. Mangesh V. Kadu

(IQAC Coordinator & Member Secretary, Feedback Committee)



BACKWARD CLASS YOUTH RELIEF COMMITTEE'S  
**BHIWAPUR MAHAVIDYALAYA**

BHIWAPUR DIST. NAGPUR- 441201

ACCREDITED WITH GRADE 'B' (CGPA-2.54) BY NAAC, BENGALURU  
ISO-9001:2015

**Action Taken Report on Feedback from Parents on College  
Academic Session – 2020 - 2021**

The Feedback Mechanism provides Quantifiable and Qualitative measures for improvisation in the Teaching-Learning process. The entire process will be a futile attempt without proper actions being executed to bring out the desired results on improvisations.

Some of the observations made in the Feedback on an average are as follows

A graphical representation of the responses has been noted as per the Likert Scale of 'Strongly Agree', 'Agree', 'Neither Agree' nor 'Disagree', 'Disagree', 'Strongly Disagree'.

**Findings:**

After analyzing the parent's Feedback, it has been interpreted that the parents inability to support and contribute to the development of the college in terms of monetary support.

**Action Taken Report**

It is well understood of the economic condition of the parents, so no monetary expectations from parents are anticipated. But, the Institution tries to uplift the parents and their wards through many government sponsored schemes through Entrepreneurship Development Cell.

Compiled and submitted by –

Dr. Mangesh V. Kadu

(IQAC Coordinator & Member Secretary, Feedback Committee)



BACKWARD CLASS YOUTH RELIEF COMMITTEE'S  
**BHIWAPUR MAHAVIDYALAYA**

BHIWAPUR DIST. NAGPUR- 441201  
ACCREDITED WITH GRADE 'B' (CGPA-2.54) BY NAAC, BENGALURU  
ISO-9001:2015

**Action Taken Report on Feedback from Management on College  
Academic Session 2020 - 2021**

The Feedback Mechanism provides Quantifiable and Qualitative measures for improvisation in the Teaching-Learning process. The entire process will be a futile attempt without proper actions being executed to bring out the desired results on improvisations.

Some of the observations made in the Feedback on an average are as follows

A graphical representation of the responses has been noted as per the Likert Scale of 'Strongly Agree', 'Agree', 'Neither Agree' nor 'Disagree', 'Disagree', 'Strongly Disagree'. The graph does not point out any stray response of 'Strongly Disagree' for any question.

**Remarks and Suggestions**

After analyzing the Management's Feedback, it has been interpreted that the Management is satisfied with the Institution's performance.

**Action Taken Report**

After analyzing the Management's Feedback, it has been interpreted that the Management is satisfied with the Institution's performance. The response given in the Feedback by the Management has been received in good stead. It has been conveyed to all the stakeholders for their perusal. Further, we have been asked to progress in the right direction to accomplish the vision and mission of the Institute.

Compiled and submitted by –

Dr. Mangesh V. Kadu

(IQAC Coordinator & Member Secretary, Feedback Committee)

**JOB**

**GEORGE**

Digitally signed  
by JOBI GEORGE

Date:

2023.09.27

12:59:36 +05'30'

Principal

Bhiwapur Mahavidyalaya  
Bhiwapur, Dist.-Nagpur



Backward Class Youth Relief Committee's  
**Bhiwapur Mahavidyalaya, Bhiwapur**  
Dist - Nagpur, Maharashtra 441201

**CRITERION I**  
**Curricular Aspects**

**1.4 Feedback System**

**Session 2021-22**

05/05/2022

To

The Principal  
Bhiwapur Mahavidyalaya  
Bhiwapur

Subject: Feedback Analysis and Action Taken Report for your perusal.

Dear Sir,


This is with reference to the Feedback Committee's assignment on collecting Feedback from all the Stakeholders and generating an Analysis Report for the session 2021-2022.

The Committee along with its Members has collected the Feedback from Students of Bachelor of Arts, Bachelor of Commerce, Bachelor of Science, Bachelor of Vocation, and Master of Arts – Economics, Political Science and Sociology.

The various categories under which the Feedback has been collected is as follows:

1. Feedback from Students on College
2. Feedback from Students on Teachers
3. Feedback from Teachers
4. Feedback from Alumni
5. Feedback from Parents
6. Feedback from Non- teaching Staff
7. Feedback from Management
8. Visitors Feedback

I, on behalf of the Committee is hereby submitting the Feedback Analysis to be forwarded to the concerned for further action in this regard.



Dr. Mangesh V Kadu  
Member Secretary, Feedback Committee  
& IQAC Coordinator

**IQAC**  
Co-ordinator  
Bhiwapur Mahavidyalaya,  
Bhiwapur, Dist-Nagpur



**PRINCIPAL**  
Bhiwapur Mahavidyalaya  
Bhiwapur, Dist. Nagpur

Enclosed- Feedback Analysis – 2021-2022



Backward Class Youth relief Committee's

## BHIWAPUR MAHAVIDYALAYA, BHIWAPUR

Dist. Nagpur, Maharashtra 441201

Accredited with Grade 'B' (CGPA-2.54) by NAAC, Bengaluru  
ISO-9001:2015

29 August 2022

### DECLARATION

I, Dr. Jobi George, Principal of Bhiwapur Mahavidyalaya, Bhiwapur humbly apprise the Authorities concerned that the Feedback has been collected in dual mode; Offline and Online.

The reasons for the above are as follows;

- All the students do not possess Android mobile handsets.
- The handsets available with some of the students are being shared by their siblings for educational purposes.
- As the students enrolled in the Institution hail from far of places, the Network connectivity stands to be a prominent issue.
- To overcome all these obstacles and giving due reverence to all those stakeholders who by volition came forward to fill in the Feedback Forms, on demand, were given hardcopies to be filled.
- Thus, the analysis and Action Taken Report has been generated for the perusal of the Authorities concerned and improvisations to be initiated by the Institution.

The above information is true to the best of my knowledge.

Dr. Jobi George  
Principal  
Bhiwapur Mahavidyalaya

Place – Bhiwapur  
Date- 29 August 2022





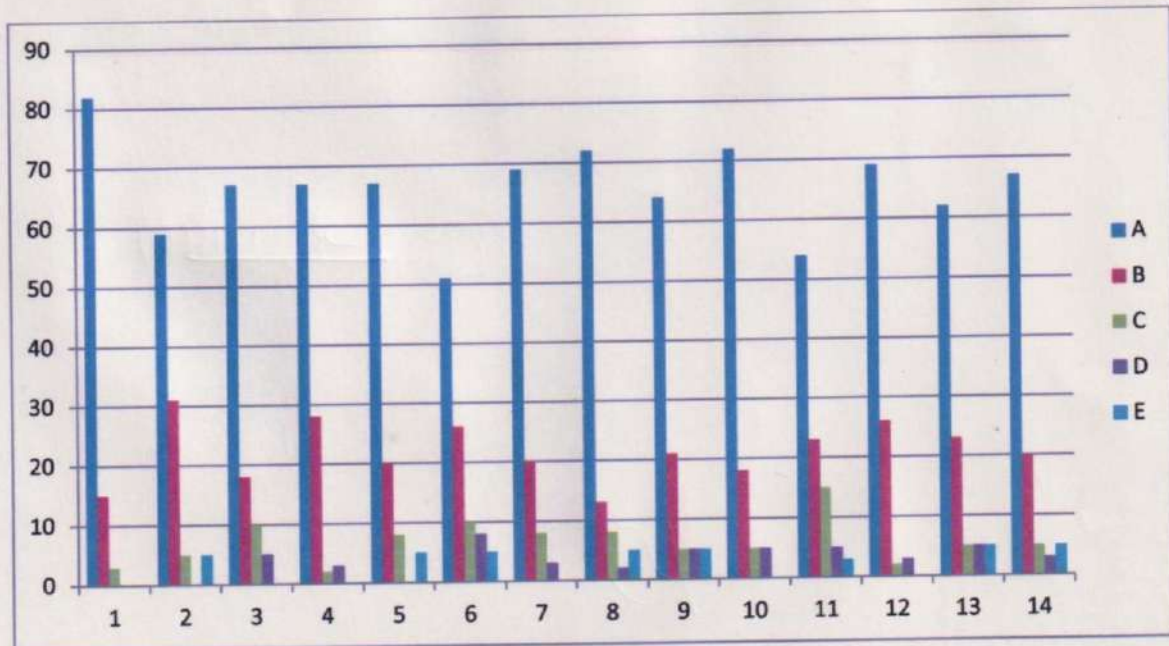
Backward Class Youth relief Committee's  
**BHIWAPUR MAHAVIDYALAYA, BHIWAPUR**

Dist. Nagpur, Maharashtra 441201  
 Accredited with Grade 'B' (CGPA-2.54) by NAAC, Bengaluru  
 ISO-9001:2015

**Academic Session – 2021-22**  
**Feedback from students on Teaching Learning and Evaluation**  
 Bachelor of Commerce even semester

Link pasted -<https://forms.gle/ebmVuBbKQkwnapa16>

Feedback	Analysis	Remarks and Suggestions	Action Taken
Feedback from students on Teaching-Learning and Evaluation	<p><b>Learners have given their Responses on a 5 -point Likert Scale for-</b></p> <p>Option A- Strongly agree- <b>3.29</b></p> <p>Option B- agree- <b>1.08</b></p> <p>Option C- Neither agree nor disagree - <b>0.33</b></p> <p>Option D- Disagree- <b>0.17</b></p> <p>Option E- Strongly disagree- <b>0.14</b></p> <p><i>The mode of collection was online Goggle form</i></p>	Some Teachers were not very comfortable using ICT enabled tools for the purpose of Teaching and Learning	The subject teachers were informed about their individual scores and they were also encouraged to be more ICT friendly in terms of Teaching and Learning.



On X-axis – Question number



*[Signature]*  
 PRINCIPAL  
 Bhiwapur Mahavidyalaya  
 Bhiwapur, Dist. Nagpur

On Y-axis- Response in %

- A- Strongly agree
- B- Agree
- C- Neither agree nor disagree
- D- Disagree
- E- Strongly disagree

For question 1 – More than 80% students strongly agreed, 15% agreed and 3% neither agreed nor disagreed.

**Interpretation-** More than 80% students strongly agreed, 15% agreed and 3% neither agreed nor disagreed that they understand the depth of the course.

For question 2- 59% students strongly agreed, 31% agreed, 5% neither agreed nor disagreed and 5% strongly disagreed

**Interpretation-** 59% students strongly agreed, 31% agreed, 5% neither agreed nor disagreed and 5% strongly disagreed that extent of coverage of course taught by teacher.

For question 3- 67% students strongly agreed, 18% agreed, 10% neither agreed nor disagreed and 5% disagreed.

**Interpretation-** 67% students strongly agreed, 18% agreed, 10% neither agreed nor disagreed and 5% disagreed that the ability of the teacher to relate the topic with current situation.

For question 4- 67% students strongly agreed, 28% agreed, 2% neither agreed nor disagreed and 3% disagreed.

**Interpretation-** 67% students strongly agreed, 28% agreed, 2% neither agreed nor disagreed and 3% disagreed that the entire syllabus is completed in the stipulated time frame.

For question 5- 67% students strongly agreed, 20% agreed, 8% neither agreed nor disagreed and 5% strongly disagreed.

**Interpretation-** 67% students strongly agreed, 20% agreed, 8% neither agreed nor disagreed and 5% strongly disagreed that teachers are punctual and regular in taking practical and tutorial classes.

For question 6- 51% students strongly agreed 26% agreed, 10% neither agreed nor disagreed, 8% disagreed and 5% strongly disagreed.

**Interpretation-** 51% students strongly agreed, 26% agreed, 10% neither agreed nor disagreed, 8% disagreed and 5% strongly disagreed that the ICT in the form of web sources, power point presentations are a regular feature of the classroom.

For question 7- 69% students strongly agreed, 20% agreed, 8% neither agreed nor disagreed and 3% disagreed.



**Interpretation-** 63% students strongly agreed, 29% agreed, 5% disagreed and 3% strongly disagreed that Values are taught from the prescribed syllabus in terms of knowledge, concepts, manual skills, analytical abilities and broadening perspectives.

For question 10- 64% students strongly agreed, 28% agreed, 3% neither agreed nor disagreed, 4% disagreed and 1% strongly disagreed

**Interpretation-** 64% students strongly agreed, 28% agreed, 3% neither agreed nor disagreed, 4% disagreed and 1% strongly disagreed that Periodical assessments are conducted as per the given schedule.

For question 11- 59% students strongly agreed 29% agreed, 4% neither agreed nor disagreed, 2% disagreed and 6% strongly disagreed.

**Interpretation-** 59% students strongly agreed, 29% agreed, 4% neither agreed nor disagreed, 2% disagreed and 6% strongly disagreed that Evaluation is fair and unbiased.

For question 12- 63% students strongly agreed 30% agreed, 3% neither agreed nor disagreed, 2% disagreed and 2% strongly disagreed.

**Interpretation-** 63% students strongly agreed, 30% agreed, 3% neither agreed nor disagreed, 2% disagreed and 2% strongly disagreed that Regular and timely feedback is given for further improvement.

For question 13- 55% students strongly agreed, 33% agreed, 7% neither agreed nor disagreed and 5% disagreed.

**Interpretation-** 55% students strongly agreed, 33% agreed, 7% neither agreed nor disagreed and 5% disagreed that Teachers are accessible even after lectures.

For question 14- 65% students strongly agreed, 30% agreed, 4% neither agreed nor disagreed and 1% disagreed.

**Interpretation-** 65% students strongly agreed, 30% agreed, 4% neither agreed nor disagreed and 1% disagreed that Teachers are instrumental in personality development of the students



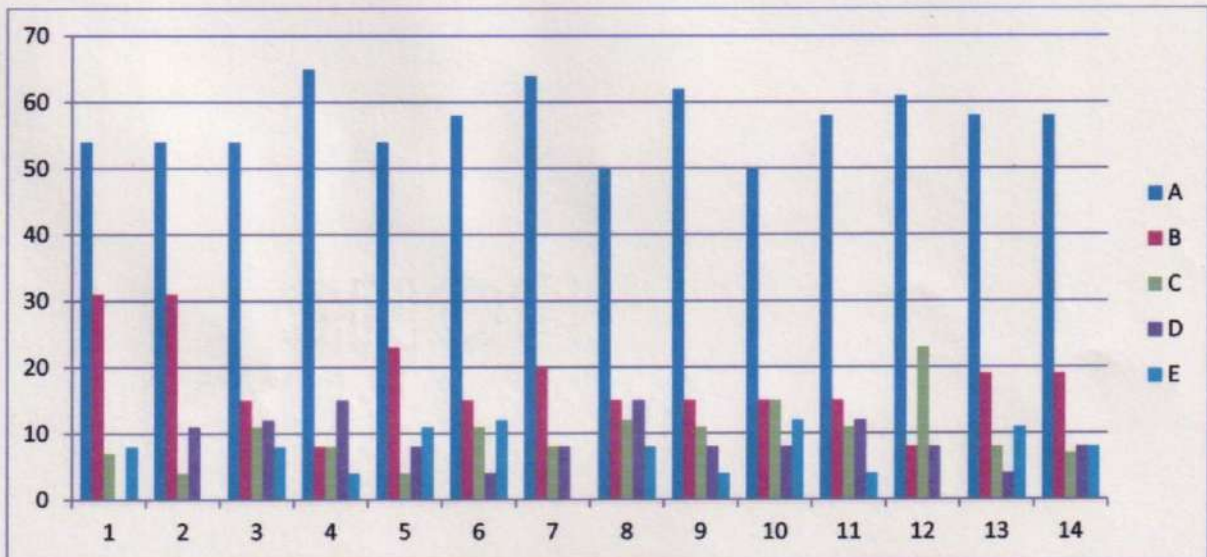
A handwritten signature in blue ink, appearing to read "Ashwini".

PRINCIPAL  
Bhiwapur Mahavidyalaya  
Bhiwapur, Dist. Nagpur

## Bachelor of Vocation

Link pasted below- <https://forms.gle/oxVU4fpsy7AjNmcq6>

Feedback	Analysis	Remarks and Suggestions	Action Taken
Feedback from students on Teaching-Learning and Evaluation	<p><b>Learners have given their Response on a 5 -point Likert Scale for-</b></p> <p>Option A- Strongly agree- <b>2.86</b></p> <p>Option B- agree- <b>0.89</b></p> <p>Option C- Neither agree nor disagree - <b>0.50</b></p> <p>Option D- Disagree- <b>0.43</b></p> <p>Option E- Strongly disagree- <b>0.32</b></p> <p><i>The mode of collection was online Goggle form</i></p>	Some Teachers were not very comfortable using ICT enabled tools for the purpose of Teaching and Learning	The subject teachers were informed about their individual scores and they were also encouraged to be more ICT friendly in terms of Teaching and Learning.



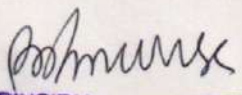
On X-axis – Question number

On Y-axis- Response in %

- A- Strongly agree
- B- Agree
- C- Neither agree nor disagree
- D- Disagree
- E- Strongly disagree

For question 1 – More than 50% students strongly agreed, 31% agreed and 7% neither agreed nor disagreed and 8% strongly disagreed.



  
 PRINCIPAL  
 Bhiwapur Mahavidyalaya  
 Bhiwapur, Dist. Nagpur

**Interpretation-** More than 50% students strongly agreed, 31% agreed and 7% neither agreed nor disagreed and 8% strongly disagreed that they understand the depth of the course.

For question 2- 54% students strongly agreed, 31% agreed, 4% neither agreed nor disagreed and 11% disagreed

**Interpretation-** 54% students strongly agreed, 31% agreed, 4% neither agreed nor disagreed and 11% disagreed that extent of coverage of course taught by teacher.

For question 3- 54% students strongly agreed 15% agreed, 11% neither agreed nor disagreed, 12% disagreed and 8% strongly disagreed.

**Interpretation-** 54% students strongly agreed, 15% agreed, 11% neither agreed nor disagreed, 12% disagreed and 8% strongly disagreed that the ability of the teacher to relate the topic with current situation.

For question 4- 65% students strongly agreed 8% agreed, 8% neither agreed nor disagreed, 15% disagreed and 4% strongly disagreed.

**Interpretation-** 65% students strongly agreed, 8% agreed, 8% neither agreed nor disagreed, 15% disagreed and 4% strongly disagreed that the entire syllabus is completed in the stipulated time frame.

For question 5- 54% students strongly agreed 23% agreed, 4% neither agreed nor disagreed, 8% disagreed and 11% strongly disagreed.

**Interpretation-** 54% students strongly agreed, 23% agreed, 4% neither agreed nor disagreed, 8% disagreed and 11% strongly disagreed that teachers are punctual and regular in taking practical and tutorial classes.

For question 6- 58% students strongly agreed 15% agreed, 11% neither agreed nor disagreed, 4% disagreed and 12% strongly disagreed.

**Interpretation-** 58% students strongly agreed, 15% agreed, 11% neither agreed nor disagreed, 4% disagreed and 12% strongly disagreed that the ICT in the form of web sources, power point presentations are a regular feature of the classroom.

For question 7- 64% students strongly agreed, 20% agreed, 8% neither agreed nor disagreed and 8% disagreed.

**Interpretation-** 69% students strongly agreed, 20% agreed, 8% neither agreed nor disagreed and 3% disagreed that explanation of textual reading material with clarity and relevance

For question 8- 50% students strongly agreed 15% agreed, 12% neither agreed nor disagreed, 15% disagreed and 8% strongly disagreed.

**Interpretation-** 50% students strongly agreed, 15% agreed, 12% neither agreed nor disagreed, 15% disagreed and 8% strongly disagreed that Information regarding additional reading sources is given.





For question 9- 62% students strongly agreed 15% agreed, 11% neither agreed nor disagreed, 8% disagreed and 4% strongly disagreed.

**Interpretation-** 62% students strongly agreed, 15% agreed, 11% neither agreed nor disagreed, 8% disagreed and 4% strongly disagreed that Values are taught from the prescribed syllabus in terms of knowledge, concepts, manual skills, analytical abilities and broadening perspectives.

For question 10- 50% students strongly agreed 15% agreed, 15% neither agreed nor disagreed, 8% disagreed and 12% strongly disagreed.

**Interpretation-** 50% students strongly agreed, 15% agreed, 15% neither agreed nor disagreed, 8% disagreed and 12% strongly disagreed that Periodical assessments are conducted as per the given schedule.

For question 11- 58% students strongly agreed 15% agreed, 11% neither agreed nor disagreed, 12% disagreed and 4% strongly disagreed.

**Interpretation-** 58% students strongly agreed, 15% agreed, 11% neither agreed nor disagreed, 12% disagreed and 4% strongly disagreed that Evaluation is fair and unbiased.

For question 12- 61% students strongly agreed, 8% agreed, 23% neither agreed nor disagreed and 8% disagreed.

**Interpretation-** 61% students strongly agreed, 8% agreed, 23% neither agreed nor disagreed and 8% disagreed that Regular and timely feedback is given for further improvement.

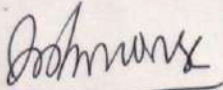
For question 13- 58% students strongly agreed 19% agreed, 8% neither agreed nor disagreed, 4% disagreed and 11% strongly disagreed.

**Interpretation-** 58% students strongly agreed, 19% agreed, 8% neither agreed nor disagreed, 4% disagreed and 11% strongly disagreed that Teachers are accessible even after lectures.

For question 14- 58% students strongly agreed 19% agreed, 7% neither agreed nor disagreed, 8% disagreed and 8% strongly disagreed.

**Interpretation-** 58% students strongly agreed, 19% agreed, 7% neither agreed nor disagreed, 8% disagreed and 8% strongly disagreed that Teachers are instrumental in personality development of the students.

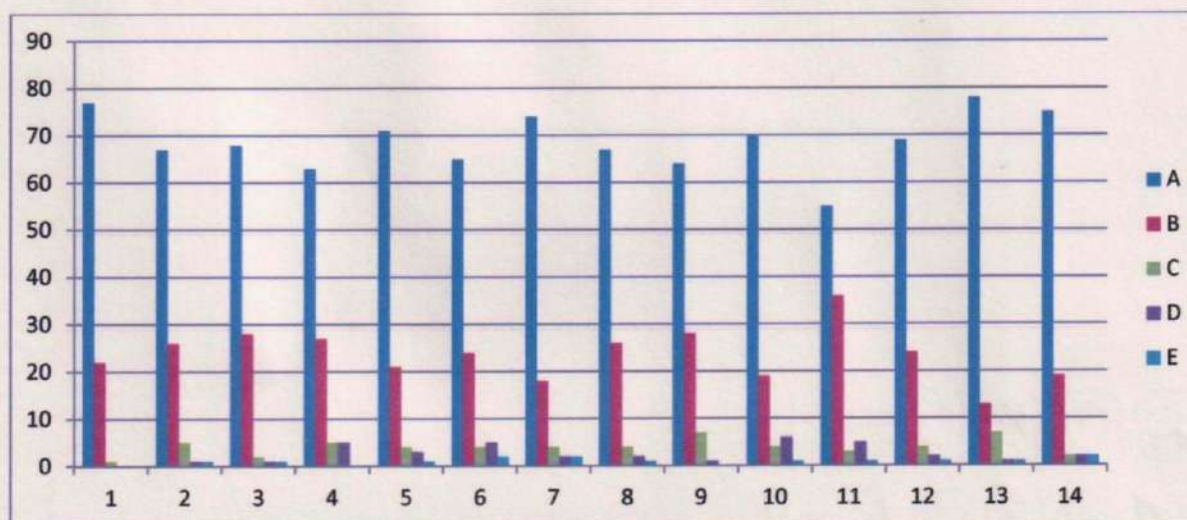


  
PRINCIPAL  
Bhiwapur Mahavidyalaya  
Bhiwapur, Dist. Nagpur

## Bachelor of Science

Link pasted below- <https://forms.gle/eRVbW1kHirc1dnu99>

Feedback	Analysis	Remarks and Suggestions	Action Taken
Feedback from students on Teaching-Learning and Evaluation	<p><b>Learners have given their Response on a 5 -point Likert Scale for-</b></p> <p>Option A- Strongly agree- <b>3.44</b></p> <p>Option B- agree- <b>1.18</b></p> <p>Option C- Neither agree nor disagree - <b>0.20</b></p> <p>Option D- Disagree- <b>0.13</b></p> <p>Option E- Strongly disagree- <b>0.05</b></p> <p><i>The mode of collection was online Goggle form</i></p>	Some Teachers were not very comfortable using ICT enabled tools for the purpose of Teaching and Learning	The subject teachers were informed about their individual scores and they were also encouraged to be more ICT friendly in terms of Teaching and Learning.



On X-axis – Question number


On Y-axis- Response in %

- A- Strongly agree
- B- Agree
- C- Neither agree nor disagree
- D- Disagree
- E- Strongly disagree

For question 1 – 77% students strongly agreed, 22% agreed and 1% neither agreed nor disagreed.

**Interpretation-** 77% students strongly agreed, 22% agreed and 1% neither agreed nor disagreed that they understand the depth of the course.



  
**PRINCIPAL**  
 Bhiwapur Mahavidyalaya  
 Bhiwapur, Dist. Nagpur

For question 2- 67% students strongly agreed, 26% agreed, 5% neither agreed nor disagreed, 1% disagreed and 1% strongly disagreed

**Interpretation-** 67% students strongly agreed, 26% agreed, 5% neither agreed nor disagreed, 1% disagreed and 1% strongly disagreed that extent of coverage of course taught by teacher.

For question 3- 68% students strongly agreed 28% agreed, 2% neither agreed nor disagreed, 1% disagreed and 1% strongly disagreed.

**Interpretation-** 68% students strongly agreed, 28% agreed, 2% neither agreed nor disagreed, 1% disagreed and 1% strongly disagreed that the ability of the teacher to relate the topic with current situation.

For question 4- 63% students strongly agreed, 27% agreed, 5% neither agreed nor disagreed and 5% disagreed.

**Interpretation-** 63% students strongly agreed, 27% agreed, 5% neither agreed nor disagreed and 5% disagreed that the entire syllabus is completed in the stipulated time frame.

For question 5- 71% students strongly agreed 21% agreed, 4% neither agreed nor disagreed, 1% disagreed and 1% strongly disagreed.

**Interpretation-** 71% students strongly agreed, 21% agreed, 4% neither agreed nor disagreed, 1% disagreed and 1% strongly disagreed that teachers are punctual and regular in taking practical and tutorial classes.

For question 6- 65% students strongly agreed 24% agreed, 4% neither agreed nor disagreed, 5% disagreed and 2% strongly disagreed.

**Interpretation-** 65% students strongly agreed, 24% agreed, 4% neither agreed nor disagreed, 5% disagreed and 2% strongly disagreed that the ICT in the form of web sources, power point presentations are a regular feature of the classroom.

For question 7- 74% students strongly agreed 18% agreed, 4% neither agreed nor disagreed, 2% disagreed and 2% strongly disagreed.

**Interpretation-** 74% students strongly agreed, 18% agreed, 4% neither agreed nor disagreed, 2% disagreed and 2% strongly disagreed explanation of textual reading material with clarity and relevance

For question 8- 67% students strongly agreed 26% agreed, 4% neither agreed nor disagreed, 2% disagreed and 1% strongly disagreed.

**Interpretation-** 67% students strongly agreed, 26% agreed, 4% neither agreed nor disagreed, 2% disagreed and 1% strongly disagreed that Information regarding additional reading sources is given.

For question 9- 64% students strongly agreed, 24% agreed, 7% neither agreed nor disagreed and 1% disagreed.



**Interpretation-** 64% students strongly agreed, 24% agreed, 7% neither agreed nor disagreed and 1% disagreed that Values are taught from the prescribed syllabus in terms of knowledge, concepts, manual skills, analytical abilities and broadening perspectives.

For question 10- 70% students strongly agreed 19% agreed, 4% neither agreed nor disagreed, 6% disagreed and 1% strongly disagreed.

**Interpretation-** 70% students strongly agreed, 19% agreed, 4% neither agreed nor disagreed, 6% disagreed and 1% strongly disagreed that Periodical assessments are conducted as per the given schedule.

For question 11- 55% students strongly agreed 36% agreed, 3% neither agreed nor disagreed, 5% disagreed and 1% strongly disagreed.

**Interpretation-** 55% students strongly agreed, 36% agreed, 3% neither agreed nor disagreed, 5% disagreed and 1% strongly disagreed that Evaluation is fair and unbiased.

For question 12- 69% students strongly agreed 24% agreed, 4% neither agreed nor disagreed, 2% disagreed and 1% strongly disagreed.

**Interpretation-** 69% students strongly agreed, 24% agreed, 4% neither agreed nor disagreed, 2% disagreed and 1% strongly disagreed that Regular and timely feedback is given for further improvement.


For question 13- 78% students strongly agreed 13% agreed, 7% neither agreed nor disagreed, 1% disagreed and 1% strongly disagreed.

**Interpretation-** 78% students strongly agreed, 13% agreed, 7% neither agreed nor disagreed, 1% disagreed and 1% strongly disagreed that Teachers are accessible even after lectures.


For question 14- 75% students strongly agreed 19% agreed, 2% neither agreed nor disagreed, 2% disagreed and 2% strongly disagreed.

**Interpretation-** 75% students strongly agreed, 19% agreed, 2% neither agreed nor disagreed, 2% disagreed and 2% strongly disagreed that Teachers are instrumental in personality development of the students

Prepared and submitted by –

  
Dr. Mangesh V Kadu  
IQAC Coordinator



  
PRINCIPAL  
Bhiwapur Mahavidyalaya  
Bhiwapur, Distt. Nagpur



Backward Class Youth relief Committee's

# BHIWAPUR MAHAVIDYALAYA, BHIWAPUR

Dist. Nagpur, Maharashtra 441201

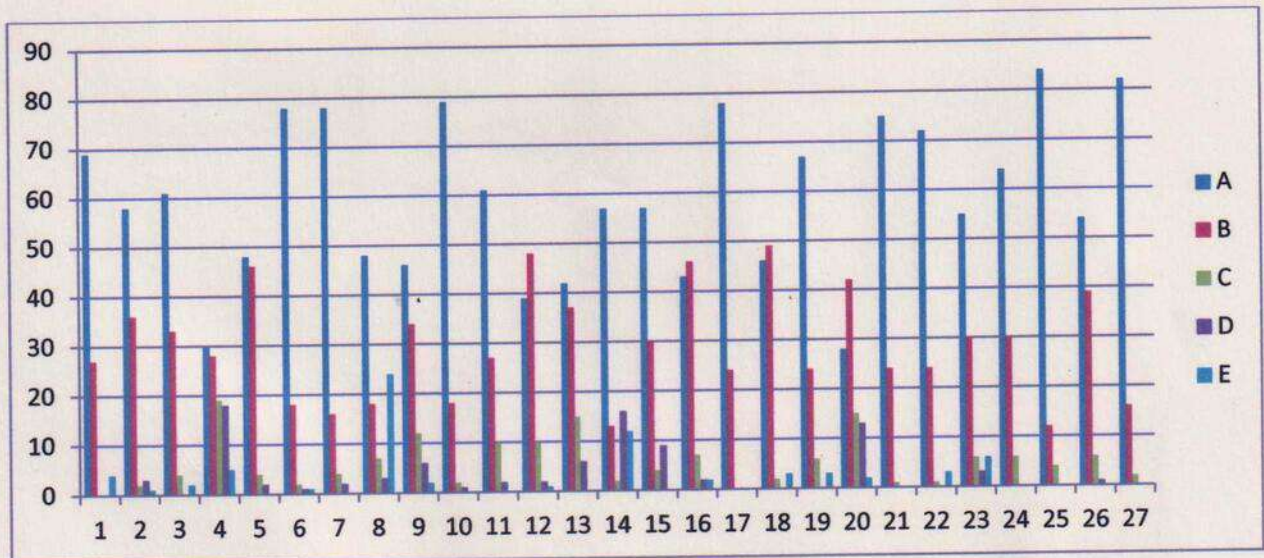
Accredited with Grade 'B' (CGPA-2.54) by NAAC, Bengaluru  
ISO-9001:2015

## Academic Session – 2021-22 Feedback of Students on College

### Form Link-

[https://docs.google.com/forms/d/e/1FAIpQLSfryGA7bof\\_vr2KueiCV6v7Lzq0hDe\\_MltaDQ1sfRYV-4JgwQ/viewform?vc=0&c=0&w=1&flr=0](https://docs.google.com/forms/d/e/1FAIpQLSfryGA7bof_vr2KueiCV6v7Lzq0hDe_MltaDQ1sfRYV-4JgwQ/viewform?vc=0&c=0&w=1&flr=0)

Feedback	Analysis	Remarks and Suggestions	Action Taken
Feedback from Students on College	<p><b>Learners have given their response on a 5 -point Likert Scale for-</b></p> <p>Option A- Strongly agree- <b>3.00</b></p> <p>Option B- agree- <b>1.46</b></p> <p>Option C- Neither agree nor disagree- <b>0.28</b></p> <p>Option D- Disagree- <b>0.17</b></p> <p>Option E- Strongly disagree- <b>0.13</b></p> <p><i>The mode of collection was online Goggle form</i></p>	<p>Internet facility should be provided in the College.</p> <p>Students' grievances and problems should be solved well in time.</p>	<p>The in- charge teacher of Internet connectivity has been apprised of the same.</p> <p>Due care and precautions will be taken in this regard.</p>



On X-axis – Question number



*[Signature]*  
PRINCIPAL  
Bhiwapur Mahavidyalaya  
Bhiwapur, Dist. Nagpur

On Y-axis- Response in %

- A- Strongly agree
- B- Agree
- C- Neither agree nor disagree
- D- Disagree
- E- Strongly disagree

For question 1 – 69% students strongly agreed and 27% agreed.

**Interpretation-** 69% students strongly agreed and 27% agreed that the office staff of the college is cooperative and helpful

For question 2- 58% students strongly agreed, 36% agreed, 2% neither agreed nor disagreed, 3% disagreed and 1% strongly disagreed

**Interpretation-** 58% students strongly agreed, 36% agreed, 2% neither agreed nor disagreed, 3% disagreed and 1% strongly disagreed that the library staff is cooperative and helpful.

For question 3- 61% students strongly agreed, 33% agreed, 4% neither agreed nor disagreed and 2% strongly disagreed.

**Interpretation-** 61% students strongly agreed, 33% agreed, 4% neither agreed nor disagreed and 2% strongly disagreed that online educational resources/prescribed books/reading materials are available and accessible in the library.

For question 4- 30% students strongly agreed 28% agreed, 19% neither agreed nor disagreed, 18% disagreed and 5% disagreed.

**Interpretation-** 30% students strongly agreed, 28% agreed, 19% neither agreed nor disagreed, 18% disagreed and 5% disagreed that Internet facility is provided in the college.

For question 5- 48% students strongly agreed, 46% agreed, 4% neither agreed nor disagreed and 2% disagreed.

**Interpretation-** 48% students strongly agreed, 46% agreed, 4% neither agreed nor disagreed and 2% disagreed that Equipment in the lab(s) is/are in good working condition.

For question 6- 78% students strongly agreed 18% agreed, 2% neither agreed nor disagreed, 1% disagreed and 1% strongly disagreed.

**Interpretation-** 78% students strongly agreed, 18% agreed, 2% neither agreed nor disagreed, 1% disagreed and 1% strongly disagreed that the ICT in the form of web sources, power point presentations are a regular feature of the classroom.

For question 7- 78% students strongly agreed, 16% agreed, 4% neither agreed nor disagreed and 2% disagreed.

**Interpretation-** 78% students strongly agreed, 16% agreed, 4% neither agreed nor disagreed and 2% disagreed that Results are regularly displayed by the college.



For question 8- 48% students strongly agreed 18% agreed, 7% neither agreed nor disagreed, 3% disagreed and 24% strongly disagreed.

**Interpretation-** 48% students strongly agreed, 18% agreed, 7% neither agreed nor disagreed, 3% disagreed and 24% strongly disagreed that Toilet/washrooms are clean and properly maintained.

For question 9- 46% students strongly agreed 34% agreed, 12% neither agreed nor disagreed, 6% disagreed and 2% strongly disagreed.

**Interpretation-** 46% students strongly agreed, 34% agreed, 12% neither agreed nor disagreed, 6% disagreed and 2% strongly disagreed that the classrooms are clean and well maintained.

For question 10- 79% students strongly agreed, 18% agreed, 2% neither agreed nor disagreed and 1% disagreed.

**Interpretation-** 79% students strongly agreed, 18% agreed, 2% neither agreed nor disagreed and 1% disagreed that the campus is green and eco-friendly.

For question 11- 61% students strongly agreed, 27% agreed, 10% neither agreed nor disagreed and 2% disagreed.

**Interpretation-** 61% students strongly agreed, 27% agreed, 10% neither agreed nor disagreed and 2% disagreed that The Building/classrooms are accessible to the disabled.

For question 12- 39% students strongly agreed 48% agreed, 10% neither agreed nor disagreed, 2% disagreed and 1% strongly disagreed.

**Interpretation-** 39% students strongly agreed, 48% agreed, 10% neither agreed nor disagreed, 2% disagreed and 1% strongly disagreed that the campus has adequate power supply with backup facility.

For question 13- 42% students strongly agreed, 37% agreed, 15% neither agreed nor disagreed, and 6% disagreed.

**Interpretation-** 42% students strongly agreed, 37% agreed, 15% neither agreed nor disagreed, and 6% disagreed that Students grievances are redressed/problems are solved well in time.

For question 14- 57% students strongly agreed 13% agreed, 2% neither agreed nor disagreed, 16% disagreed and 12% strongly disagreed.

**Interpretation-** 57% students strongly agreed, 13% agreed, 2% neither agreed nor disagreed, 16% disagreed and 12% strongly disagreed that EDC and placement cell is functional in the college.

For question 15 - 57% students strongly agreed, 30% agreed, 4% neither agreed nor disagreed and 9% disagreed.

**Interpretation-** 57% students strongly agreed, 30% agreed, 4% neither agreed nor disagreed and 9% disagreed that The College gives importance on students' research projects.



For question 16- 43% students strongly agreed 46% agreed, 7% neither agreed nor disagreed, 2% disagreed and 2% strongly disagreed.

**Interpretation-** 43% students strongly agreed, 46% agreed, 7% neither agreed nor disagreed, 2% disagreed and 2% strongly disagreed that Authorities ensure strict discipline on and off the campus.

For question 17- 78% students strongly agreed and 24% agreed.

**Interpretation-** 78% students strongly agreed and 24% agreed that Girl students' security is given utmost priority.

For question 18- 46% students strongly agreed, 49% agreed, 2% neither agreed nor disagreed and 3% strongly disagreed.

**Interpretation-** 46% students strongly agreed, 49% agreed, 2% neither agreed nor disagreed and 3% strongly disagreed that the institution strives for academic excellence.

For question 19 - 67% students strongly agreed, 24% agreed, 6% neither agreed nor disagreed and 3% strongly disagreed.

**Interpretation-** 67% students strongly agreed, 24% agreed, 6% neither agreed nor disagreed and 3% strongly disagreed that the institution promotes participation of students in co-curricular, extra-curricular, sports and other events at all levels.

For question 20- 28% students strongly agreed 42% agreed, 15% neither agreed nor disagreed, 13% disagreed and 2% strongly disagreed.

**Interpretation-** 28% students strongly agreed, 42% agreed, 15% neither agreed nor disagreed, 13% disagreed and 2% strongly disagreed that the food provided in the canteen is economical and of good quality as per the standards prescribed.

For question 21- 75% students strongly agreed, 24% agreed that 1% neither agreed nor disagreed.

**Interpretation-** 75% students strongly agreed, 24% agreed that 1% neither agreed nor disagreed that Students are actively involved in day to day administration.

For question 22 - 72% students strongly agreed, 24% agreed, 1% neither agreed nor disagreed and 3% strongly disagreed.

**Interpretation-** 72% students strongly agreed, 24% agreed, 1% neither agreed nor disagreed and 3% strongly disagreed that Students are put through Orientation Programmes to make them aware of rules and regulations of the college.

For question 23 - 55% students strongly agreed, 30% agreed, 6% neither agreed nor disagreed, 3% disagreed and 6% strongly disagreed.

**Interpretation-** 55% students strongly agreed, 30% agreed, 6% neither agreed nor disagreed, 3% disagreed and 6% strongly disagreed that Students are informed on various Scholarship and freeship schemes floated by the government and other funding agencies regularly.





For question 24 - 64% students strongly agreed, 30% agreed that 6% neither agreed nor disagreed.

**Interpretation-** 64% students strongly agreed, 30% agreed that 6% neither agreed nor disagreed that Information related to Academics and other events is displayed on the Notice boards from time to time.

For question 25- 84% students strongly agreed, 12% agreed that 4% neither agreed nor disagreed.

**Interpretation-** 84% students strongly agreed, 12% agreed that 4% neither agreed nor disagreed that The Institution is instrumental in bringing social awareness among students through various activities.


For question 26 - 54% students strongly agreed, 39% agreed, 6% neither agreed nor disagreed and 1% disagreed.

**Interpretation-** 54% students strongly agreed, 39% agreed, 6% neither agreed nor disagreed and 1% disagreed that The College conducts regular health check-up camps for students.

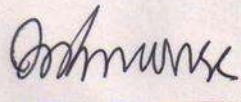
For question 27 - 82% students strongly agreed and 16% agreed.

**Interpretation-** 82% students strongly agreed and 16% agreed that Sufficient Teaching and Office staff is available.

Prepared and submitted by –

  
Dr. Mangesh V Kadu  
IQAC Coordinator



  
PRINCIPAL  
Bhiwapur Mahavidyalaya  
Bhiwapur, Dist. Nagpur

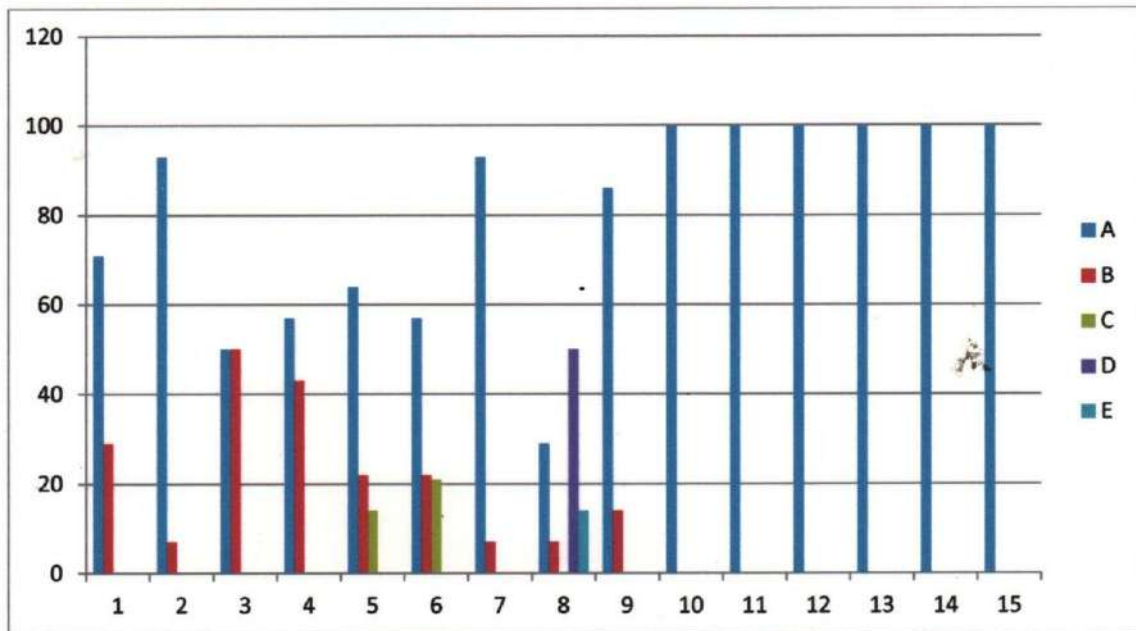


Backward Class Youth relief Committee's  
**BHIWAPUR MAHAVIDYALAYA, BHIWAPUR**

Dist. Nagpur, Maharashtra 441201  
 Accredited with Grade 'B' (CGPA-2.54) by NAAC, Bengaluru  
 ISO-9001:2015

**Academic Session – 2021-22**  
**Feedback of Teacher on college**

Feedback	Analysis	Remarks & Suggestions	Action Taken
Feedback from Teacher on College	<p><b>Teachers have given their response on a 5 -point Likert scale for-</b></p> <p>Option A- Strongly agree- <b>4.00</b></p> <p>Option B- agree- <b>0.67</b></p> <p>Option C- Neither agree nor disagree - <b>0.12</b></p> <p>Option D- Disagree- <b>0.17</b></p> <p>Option E- Strongly disagree- <b>0.05</b></p>	<p>Requirement-</p> <p>The books prescribed/listed as Reference materials should be made available in the Library</p>	<p>As per the Budgetary Provisions of the Institution, the required Reference Materials will be procured.</p>



On X-axis – Question number

On Y-axis- Response in %



*[Signature]*  
 PRINCIPAL  
 Bhiwapur Mahavidyalaya  
 Bhiwapur, Dist. Nagpur

- A- Strongly agree
- B- Agree
- C- Neither agree nor disagree
- D- Disagree
- E- Strongly disagree

For question 1 – 71% Teaching Staff strongly agreed and 29% agreed.

**Interpretation-** 71% Teaching Staff strongly agreed and 29% agreed that Syllabus is suitable to the course.

For question 2 - 93% Teaching Staff strongly agreed and 7% agreed.

**Interpretation-** 93% Teaching Staff strongly agreed and 7% agreed that Aims and objectives of the syllabi are well defined and clear to teachers and students.

For question 3 - 50% Teaching Staff strongly agreed and 50% agree.

**Interpretation-** 50% Teaching Staff strongly agreed and 50% agree that Course content is followed by corresponding reference materials.

For question 4 - 57% Teaching Staff strongly agreed and 43% agreed.

**Interpretation-** 57% Teaching Staff strongly agreed and 43% agreed that sufficient numbers of prescribed books are available in the Library

For question 5 - 64% Teaching Staff strongly agreed, 22% agreed and 14% neither agree nor disagree.

**Interpretation-** 64% Teaching Staff strongly agreed, 22% agreed and 14% neither agree nor disagree that the course/syllabus has good balance between theory and Application

For question 6 - 57% Teaching Staff strongly agreed, 22% agreed and 21% neither agree nor disagree.

**Interpretation-** 57% Teaching Staff strongly agreed, 22% agreed and 21% neither agree nor disagree that the books prescribed/listed as reference materials are relevant, easily available in the Library.

For question 7 - 93% Teaching Staff strongly agreed and 7% agreed.

**Interpretation-** 93% Teaching Staff strongly agreed and 7% agreed that Infrastructural facilities, such as teacher's rooms, class rooms, reading rooms and toilets are available in the Institution

For question 8 - 29% Teaching Staff strongly agreed, 7% agreed, 50% disagreed and 14% strongly disagreed.

**Interpretation-** 29% Teaching Staff strongly agreed, 7% agreed, 50% disagreed and 14% strongly disagreed that Separate facility is available for the faculty in the canteen.



For question 9 - 86% Teaching Staff strongly agreed and 14% agreed.

**Interpretation-** 86% Teaching Staff strongly agreed and 14% agreed that Tests and examinations are conducted well in time with proper coverage of all units in the syllabus.

For question 10 - 100% Teaching Staff strongly agreed.

**Interpretation-** All Teaching Staff strongly agreed that I have the freedom to adopt new techniques/strategies of teaching such as seminar presentations, group discussions and learners' participations.

For question 11 - 100% Teaching Staff strongly agreed.

**Interpretation-** All Teaching Staff strongly agreed that I have the freedom to adopt/adapt new techniques/strategies of testing and assessment of students

For question 12 - 100% Teaching Staff strongly agreed.

**Interpretation-** All Teaching Staff strongly agreed that the environment in the institution is conducive for teaching and research.

For question 13 - 100% Teaching Staff strongly agreed.

**Interpretation-** All Teaching Staff strongly agreed that the administration is teacher friendly.


For question 14 - 100% Teaching Staff strongly agreed.

**Interpretation-** All Teaching Staff strongly agreed that the Institution provides adequate and smooth support for projects and research facilities.

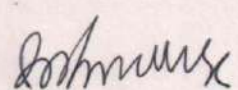
For question 15 - 100% Teaching Staff strongly agreed.

**Interpretation-** All Teaching Staff strongly agreed that Provisions for professional development are non-discriminatory and fair

Compiled and submitted by –

  
Dr, Mangesh V Kadu  
IQAC Coordinator



  
PRINCIPAL  
Bhiwapur Mahavidyalaya  
Bhiwapur, Dist. Nagpur

## Specimen Feedback Form



**BHIWAPUR MAHAVIDYALAYA, BHIWAPUR**

**(B Grade with 2.54 CGPA by NAAC Bengaluru)**

*Feedback of Teacher on College*

**Internal Quality Assurance Mechanism aims at Continuous Improvement for Academic Excellence and Results**

**Session – 2021- 2022**

**Name:** \_\_\_\_\_

**Department:** \_\_\_\_\_

**Kindly rate the performance on the following attributes on five point scale**

<b>Strongly agree- 5.00</b>	<b>Agree- 4.00</b>	<b>Neither agree nor disagree- 3.00</b>	<b>Disagree- 2.00</b>	<b>Strongly disagree- 1.0</b>
<b>A</b>	<b>B</b>	<b>C</b>	<b>D</b>	<b>E</b>

<b>Sr. No</b>	<b>Attributes</b>	<b>Marks</b>				
		<b>A</b>	<b>B</b>	<b>C</b>	<b>D</b>	<b>E</b>
1	Syllabus is suitable to the course.					
2	Aims and objectives of the syllabi are well defined and clear to teachers and students.					
3	Course content is followed by corresponding reference materials.					
4	Sufficient numbers of prescribed books are available in the Library					
5	The course/syllabus has good balance between theory and application					
6	The books prescribed/listed as reference materials are relevant, easily available in the Library.					
7	Infrastructural facilities, such as teacher's rooms, class rooms, reading rooms and toilets are available in the Institution					
8	Separate facility is available for the faculty in the canteen.					
9	Tests and examinations are conducted well in time with					





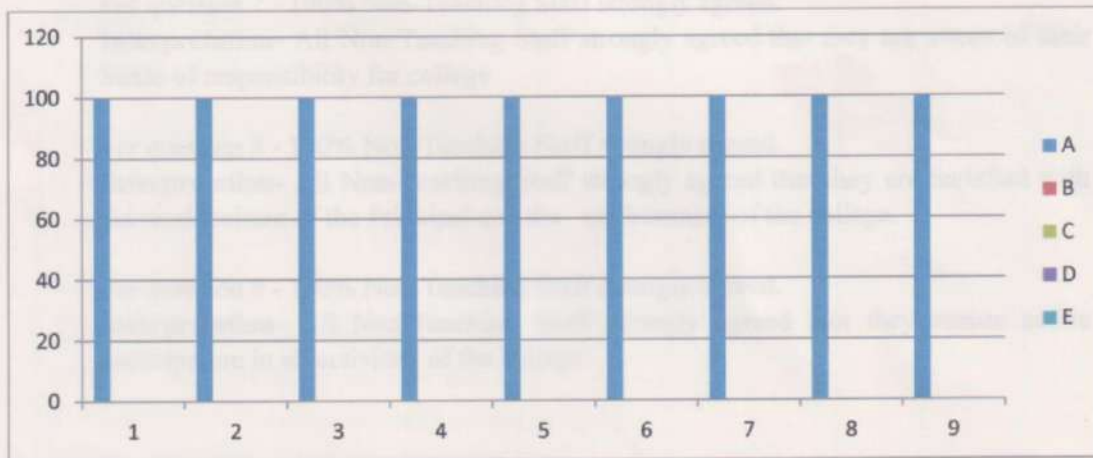


Backward Class Youth relief Committee's  
**BHIWAPUR MAHAVIDYALAYA, BHIWAPUR**

Dist. Nagpur, Maharashtra 441201  
 Accredited with Grade 'B' (CGPA-2.54) by NAAC, Bengaluru  
 ISO-9001:2015

Academic Session – 2021-22  
**Feedback of Non-Teaching Staff on College**

Feedback	Analysis	Remarks & Suggestions	Action Taken Report
Feedback of Non-Teaching Staff on College	<p>Non- Teaching staff have given their response on a 5 -point Likert scale for-</p> <p>Option A- Strongly agree- <b>5.00</b></p> <p>Option B- agree- <b>0.00</b></p> <p>Option C- Neither agree nor disagree - <b>0.00</b></p> <p>Option D- Disagree- <b>0.00</b></p> <p>Option E- Strongly disagree- <b>0.00</b></p>	All have reported 5 on a scale of 5 which shows their satisfaction level with the work culture in Institution.	The Feedback given is highly appreciated and it will be binding on the Institution to carry forward the work environment for the growth and development of the Institution and its stakeholders.



On X-axis – Question number

On Y-axis- Response in %

- A- Strongly agree
- B- Agree
- C- Neither agree nor disagree
- D- Disagree
- E- Strongly disagree

For question 1 - 100% Non-Teaching Staff strongly agreed.



*[Signature]*  
 PRINCIPAL  
 Bhiwapur Mahavidyalaya  
 Bhiwapur, Dist. Nagpur

**Interpretation-** All Non-Teaching Staff strongly agreed that Modern Technology is used in the day-to day functioning of the college.

For question 2 - 100% Non-Teaching Staff strongly agreed.

**Interpretation-** All Non-Teaching Staff strongly agreed that ICT is made mandatory for all the employees of the college.

For question 3 - 100% Non-Teaching Staff strongly agreed.

**Interpretation-** All Non-Teaching Staff strongly agreed that Workshops and Training Sessions are organized to increase the efficiency of non –teaching Staff.

For question 4 - 100% Non-Teaching Staff strongly agreed.

**Interpretation-** All Non-Teaching Staff strongly agreed that they are Aware of their accountability towards work.

For question 5 - 100% Non-Teaching Staff strongly agreed.

**Interpretation-** All Non-Teaching Staff strongly agreed that they are ready to help students during their academic sojourn

For question 6 - 100% Non-Teaching Staff strongly agreed.

**Interpretation-** All Non-Teaching Staff strongly agreed that their Work is done without any partiality or discrimination towards others

For question 7 - 100% Non-Teaching Staff strongly agreed.

**Interpretation-** All Non-Teaching Staff strongly agreed that they are aware of their Sense of responsibility for college


For question 8 - 100% Non-Teaching Staff strongly agreed.

**Interpretation-** All Non-Teaching Staff strongly agreed that they are Satisfied with the work culture of the Principal and the environment of the college.

For question 9 - 100% Non-Teaching Staff strongly agreed.

**Interpretation-** All Non-Teaching Staff strongly agreed that they ensure active participation in all activities of the college.

Compiled and submitted by –

  
Dr, Mangesh V Kadu  
IQAC Coordinator





## Specimen Feedback Form



**BHIWAPUR MAHAVIDYALAYA, BHIWAPUR**

**(B Grade with 2.54 CGPA by NAAC Bengaluru)**

**Feedback of Non-Teaching Staff on College**

**Internal Quality Assurance Mechanism aims at Continuous Improvement for Academic Excellence and Results**

**Session – 2021-2022**

**Name:** \_\_\_\_\_

**Kindly rate the performance on the following attributes on five point scale**

<b>Strongly agree- 5.00</b>	<b>Agree- 4.00</b>	<b>Neither agree nor disagree- 3.00</b>	<b>Disagree- 2.00</b>	<b>Strongly disagree- 1.0</b>
<b>A</b>	<b>B</b>	<b>C</b>	<b>D</b>	<b>E</b>

<b>Sr. No</b>	<b>Attributes</b>	<b>Marks</b>				
		<b>A</b>	<b>B</b>	<b>C</b>	<b>D</b>	<b>E</b>
<b>01</b>	महाविद्यालयाचे कार्यालयीन कामकाजात आधुनिक पध्दतीचा अवलंब केला जातो Modern Technology is used in the day-to day functioning of the college.					
<b>02</b>	महाविद्यालयातील सर्व शिक्षकेत्तर कर्मचाऱ्यांसाठी माहिती व संवाद तंत्र आवश्यक करण्यात आलेले आहे. ICT is made mandatory for all the employees of the college.					
<b>03</b>	शिक्षकेत्तर कर्मचाऱ्यांमध्ये कार्यकुशलता वाढावी यासाठी कार्यशाळा किंवा प्रशिक्षणाचे आयोजन केले जाते Workshops and Training Sessions are organized to increase the efficiency of non –teaching Staff.					
<b>04</b>	आपल्या कार्याप्रती आपण जागरूक आहोत. Aware of our accountability towards work.					
<b>05</b>	आपण विद्यार्थ्यांच्या शैक्षणिक अडचणी दुर करण्यास तत्पर असता Ready to help students during their academic sojourn					







Backward Class Youth relief Committee's

# BHIWAPUR MAHAVIDYALAYA, BHIWAPUR

Dist. Nagpur, Maharashtra 441201

Accredited with Grade 'B' (CGPA-2.54) by NAAC, Bengaluru  
ISO-9001:2015

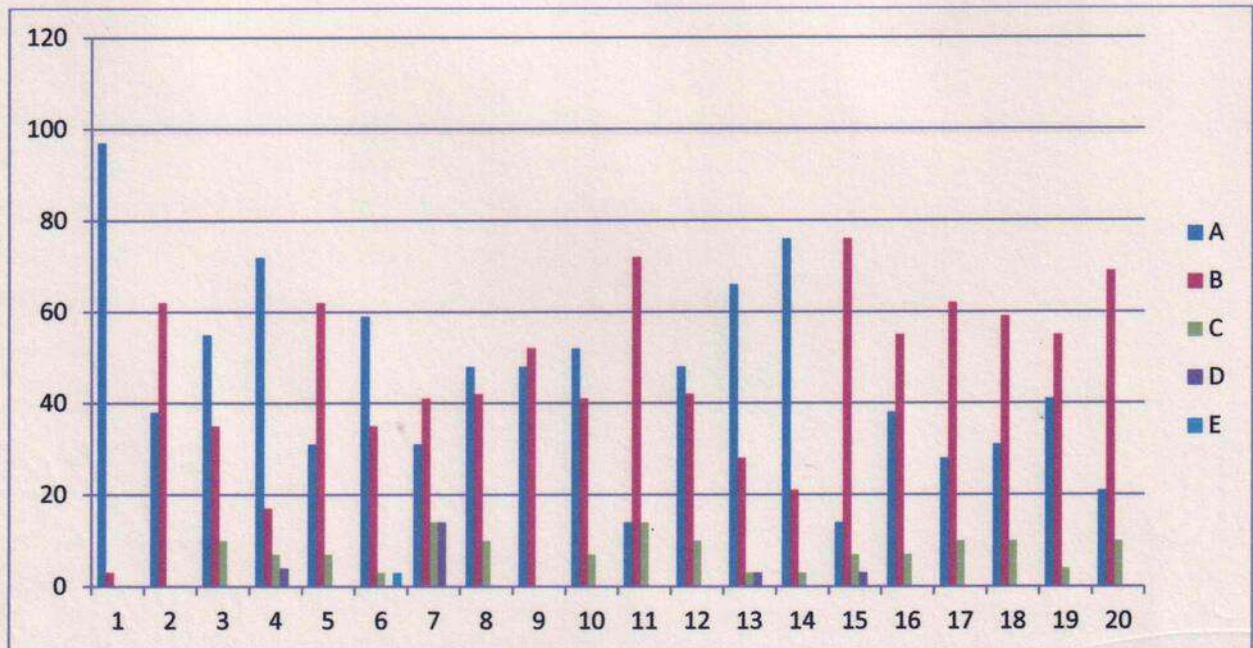
Academic Session – 2021-22

## Feedback from Parents on College

Link below-

<https://docs.google.com/forms/d/e/1FAIpQLSfvyk1ZOUJXcO-s7mEBym0FQFWu8VWKzSlstOkoqHgyOBb8-zw/viewform?vc=0&c=0&w=1&flr=0>

Feedback	Analysis	Remarks & Suggestions	Action Taken Report
Feedback from Parents on College	<p>Parents have given their responses on a 5 -point Likert scale for-</p> <p>Option A- Strongly agree- 2.27</p> <p>Option B- agree- 2.32</p> <p>Option C- Neither agree nor disagree - 0.34</p> <p>Option D- Disagree- 0.06</p> <p>Option E- Strongly disagree- 0.00</p> <p><i>The mode of collection was online Goggle form</i></p>	Inability to support and contribute	Motivating parents to actively contribute in the development of the College



On X-axis – Question number



*[Handwritten Signature]*

PRINCIPAL  
Bhiwapur Mahavidyalaya  
Bhiwapur, Dist. Nagpur

On Y-axis- Response in %

- A- Strongly agree
- B- Agree
- C- Neither agree nor disagree
- D- Disagree
- E- Strongly disagree

For question 1 - 97% parents strongly agreed and 3% agreed

**Interpretation-** 97% parents strongly agreed and 3% agreed that their ward is regular in the college

For question 2 - 38% parents strongly agreed, 62% agreed.

**Interpretation-** 38% parents strongly agreed, 62% agreed that they make regular enquiries of their ward's progress in study

For question 03 - 55% parents strongly agreed, 35% agreed and 10% neither agreed nor disagreed.

**Interpretation-**55% parents strongly agreed, 35% agreed and 10% neither agreed nor disagreed that they get information their ward's educational progress through the Progress Card and also by visiting the college

For question 04 - 72% parents strongly agreed, 17% agreed, 7% neither agreed nor disagreed and 4% disagreed.

**Interpretation-** 72% parents strongly agreed, 17% agreed, 7% neither agreed nor disagreed and 4% disagreed that 'Parent-Teacher Association' functions are conducted in their ward's college

For question 05 - 31% parents strongly agreed, 62% agreed and 7% neither agreed nor disagreed.

**Interpretation-** 31% parents strongly agreed, 62% agreed and 7% neither agreed nor disagreed that 'The College has contributed to the overall development of their ward'.

For question 06 - 59% parents strongly agreed, 35% agreed, 3% neither agreed nor disagreed and 3% strongly disagreed.

**Interpretation-**59% parents strongly agreed, 35% agreed, 3% neither agreed nor disagreed and 3% strongly disagreed that their ward should participate in extra-curricular activities other than from curricular activities.

For question 07- 31% parents strongly agreed, 41% agreed, 14% neither agreed nor disagreed and 14% disagreed.

**Interpretation-**31% parents strongly agreed, 41% agreed, 14% neither agreed nor disagreed and 14% disagreed that they are ready to contribute in the development of the college



For question 08 - 48% parents strongly agreed and 42% agreed, 10% neither agreed nor disagreed.

**Interpretation-**48% parents strongly agreed and 42% agreed, 10% neither agreed nor disagreed that they are satisfied with the facilities provided by the college

For question 09 - 48% parents strongly agreed and 52% agreed.

**Interpretation-** 48% parents strongly agreed and 52% agreed that Teacher has pivotal role in the development of parents' educational progress

For question 10 - 52% parents strongly agreed, 41% agreed and 7% neither agreed nor disagreed.

**Interpretation-** 52% parents strongly agreed, 41% agreed and 7% neither agreed nor disagreed that Significant contribution of the college in the development of Bhiwapur.

For question 11 - 14% parents strongly agreed, 72% agreed and 14% neither agreed nor disagreed.

**Interpretation-** 14% parents strongly agreed, 72% agreed and 14% neither agreed nor disagreed that they were satisfied with the Placement and employment opportunities provided by the college

For question 12 - 48% parents strongly agreed, 42% agreed and 10% neither agreed nor disagreed.

**Interpretation-** 48% parents strongly agreed, 42% agreed and 10% neither agreed nor disagreed that they are satisfied with the functioning of Competitive exam. Preparation cell (UPSC/MPSC)

For question 13 - 66% parents strongly agreed, 28% agreed, 3% neither agreed nor disagreed and 3% disagreed.

**Interpretation-** 66% parents strongly agreed, 28% agreed, 3% neither agreed nor disagreed and 3% disagreed that they were Satisfied with the safety and security of their ward in the college

For question 14 - 76% parents strongly agreed, 21% agreed and 3% neither agreed nor disagreed.

**Interpretation-** 76% parents strongly agreed, 21% agreed and 3% neither agreed nor disagreed that they were satisfied with the cleanliness and natural environment in the college campus

For question 15 - 14% parents strongly agreed, 76% agreed, 7% neither agreed nor disagreed and 3% disagreed.

**Interpretation-** 14% parents strongly agreed, 76% agreed, 7% neither agreed nor disagreed and 3% disagreed that they were Satisfied with the functioning of "Parents' Consumer Society" in the college

For question 16 - 38% parents strongly agreed, 55% agreed and 7% neither agreed nor disagreed.



**Interpretation-** 38% parents strongly agreed, 55% agreed and 7% neither agreed nor disagreed that their level of satisfaction with the quality of education being imparted by the college.

For question 17 - 28% parents strongly agreed, 62% agreed and 10% neither agreed nor disagreed.

**Interpretation-**28% parents strongly agreed, 62% agreed and 10% neither agreed nor disagreed that the administration of the college strives for the wellbeing of wards and their parents in terms of imparting quality education.

For question 18 - 31% parents strongly agreed, 59% agreed and 10% neither agreed nor disagreed.

**Interpretation-** 31% parents strongly agreed, 59% agreed and 10% neither agreed nor disagreed that they were satisfied with the performance of non-teaching staff of the college


For question 19 - 41% parents strongly agreed, 55% agreed and 4% neither agreed nor disagreed.

**Interpretation-**41% parents strongly agreed, 55% agreed and 4% neither agreed nor disagreed that the management has key role in the progress of college and its parents


For question 20 - 21% parents strongly agreed, 69% agreed and 10% neither agreed nor disagreed.

**Interpretation-**21% parents strongly agreed, 69% agreed and 10% neither agreed nor disagreed that they were satisfied with the free and paid consultancy services in the college.

Compiled and submitted by –

  
Dr, Mangesh V Kadu  
IQAC Coordinator



  
PRINCIPAL  
Bhiwapur Mahavidyalaya  
Bhiwapur, Distt. Nagpur



Backward Class Youth relief Committee's

# BHIWAPUR MAHAVIDYALAYA, BHIWAPUR

Dist. Nagpur, Maharashtra 441201

Accredited with Grade 'B' (CGPA-2.54) by NAAC, Bengaluru

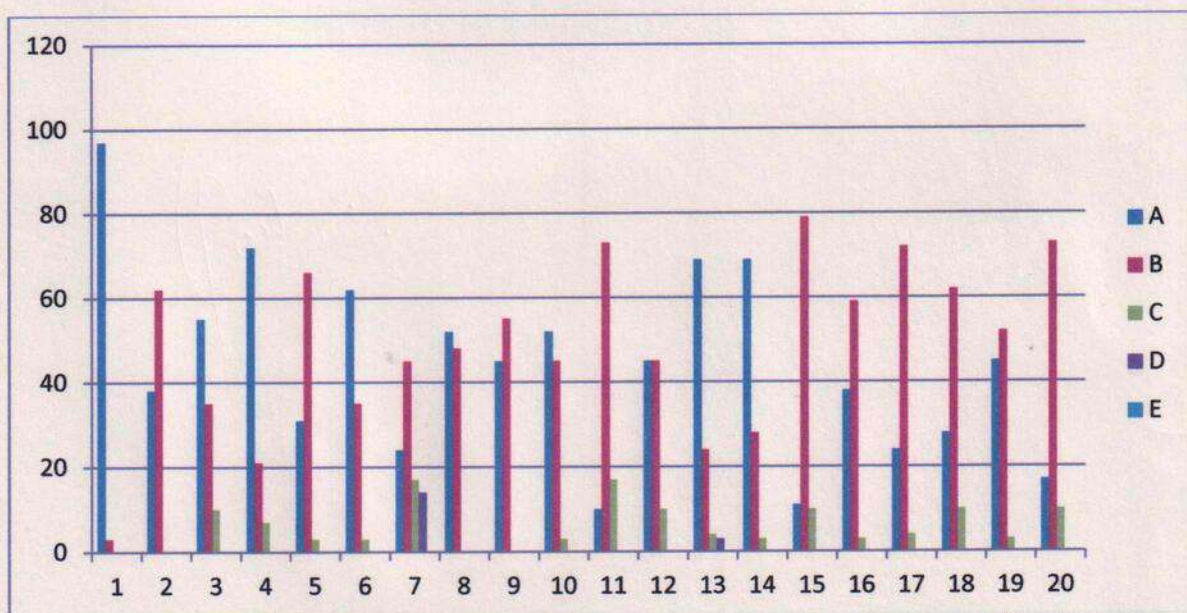
ISO-9001:2015

## Academic Session – 2021-22 Feedback from Alumni on College

Link below-

<https://docs.google.com/forms/d/e/1FAIpQLSfuqk1EsE7vSwJ7WTjclJ2dRiJ7VvvVwvzsV9f7J2Hq5NF0dA/viewform?vc=0&c=0&w=1&flr=0>

Feedback	Analysis	Remarks and Suggestions	Action Taken Report
Feedback from Alumni on College	<p>The Members of the Alumni have given their responses on a 5 -point Likert Scale for-</p> <p>Option A- Strongly agree- 2.21</p> <p>Option B- agree- 2.46</p> <p>Option C- Neither agree nor disagree - 0.29</p> <p>Option D- Disagree- 0.04</p> <p>Option E- Strongly disagree- 0.00</p> <p><i>The mode of collection was online Goggle form</i></p>	<p>Inability to support and contribute.</p> <p>College has long term policies for the bright future of the students</p>	<p>Motivating Alumni to contribute generously in the development of the College</p>



On X-axis – Question number



*[Signature]*  
PRINCIPAL  
Bhiwapur Mahavidyalaya  
Bhiwapur, Dist. Nagpur

On Y-axis- Response in %

- A- Strongly agree
- B- Agree
- C- Neither agree nor disagree
- D- Disagree
- E- Strongly disagree

For question 1 - 97% Alumni strongly agreed and 3% agreed.

**Interpretation-** 97% Alumni strongly agreed and 3% agreed that The College is keeping up with the changing times.

For question 2 - 38% Alumni strongly agreed, 62% agreed.

**Interpretation-** 38% Alumni strongly agreed, 62% agreed that The College is empowered to help students achieve their goals.

For question 03 - 55% Alumni strongly agreed, 35% agreed and 10% neither agreed nor disagreed.

**Interpretation-** 55% Alumni strongly agreed, 35% agreed and 10% neither agreed nor disagreed that Students are acquainted with the Information and Communication Technologies used in the classrooms.

For question 04 - 72% Alumni strongly agreed, 21% agreed and 7% neither agreed nor disagreed.

**Interpretation-** 72% Alumni strongly agreed, 21% agreed and 7% neither agreed nor disagreed that The Administration of the college is vibrant in nature.

For question 05 - 31% Alumni strongly agreed, 66% agreed and 3% neither agreed nor disagreed.

**Interpretation-** 31% Alumni strongly agreed, 66% agreed and 3% neither agreed nor disagreed that The College is equipped with sufficient number of computers.

For question 06 - 62% Alumni strongly agreed, 35% agreed and 3% neither agreed nor disagreed.

**Interpretation-** 62% Alumni strongly agreed, 35% agreed and 3% neither agreed nor disagreed that College Library is updated from time to time.

For question 07- 24% Alumni strongly agreed, 45% agreed, 17% neither agreed nor disagreed and 14% disagreed.

**Interpretation-** 24% Alumni strongly agreed, 45% agreed, 17% neither agreed nor disagreed and 14% disagreed that College has long term policies for the bright future of the students.

For question 08 - 52% Alumni strongly agreed and 48% agreed.





**Interpretation-** 52% Alumni strongly agreed and 48% agreed that Satisfied with the Sports and other facilities available in the college.

For question 09 - 45% Alumni strongly agreed and 55% agreed.

**Interpretation-** 45% Alumni strongly agreed and 55% agreed that they see the Enhancement in the quality of teachers over a period of time.

For question 10 - 52% Alumni strongly agreed, 45% agreed and 3% neither agreed nor disagreed.

**Interpretation-** 52% Alumni strongly agreed, 45% agreed and 3% neither agreed nor disagreed that Visible and marked benefits in students' personalities from the enhanced quality of teachers.

For question 11 - 10% Alumni strongly agreed, 73% agreed and 17% neither agreed nor disagreed.

**Interpretation-** 10% Alumni strongly agreed, 73% agreed and 17% neither agreed nor disagreed that College actively involves in Community Development programmes.

For question 12 - 45% Alumni strongly agreed, 45% agreed and 10% neither agreed nor disagreed.

**Interpretation-** 45% Alumni strongly agreed, 45% agreed and 10% neither agreed nor disagreed that Timely aid is provided to the needy and poor students.

For question 13 - 69% Alumni strongly agreed, 24% agreed, 4% neither agreed nor disagreed and 3% disagreed.

**Interpretation-** 69% Alumni strongly agreed, 24% agreed, 4% neither agreed nor disagreed and 3% disagreed that their contribution in the development of the college is ensured.

For question 14 - 69% Alumni strongly agreed, 28% agreed and 3% neither agreed nor disagreed.

**Interpretation-** 69% Alumni strongly agreed, 28% agreed and 3% neither agreed nor disagreed that Alumni are motivated by valuing their efforts through periodic motivation in the form of prizes.

For question 15 - 11% Alumni strongly agreed, 79% agreed and 10% neither agreed nor disagreed.

**Interpretation-** 11% Alumni strongly agreed, 79% agreed and 10% neither agreed nor disagreed that Alumni are trained to participate in the Cultural Programmes (Dance, Drama etc.)

For question 16 - 38% Alumni strongly agreed, 59% agreed and 3% neither agreed nor disagreed.



**Interpretation-** 38% Alumni strongly agreed, 59% agreed and 3% neither agreed nor disagreed that they are satisfied with the facilities made available in the Competitive Guidance Centre.

For question 17 - 24% Alumni strongly agreed, 72% agreed and 4% neither agreed nor disagreed.

**Interpretation-** 24% Alumni strongly agreed, 72% agreed and 4% neither agreed nor disagreed that they are Satisfied with the employment opportunities made available in the college for the students.

For question 18 - 28% Alumni strongly agreed, 62% agreed and 10% neither agreed nor disagreed.

**Interpretation-** 28% Alumni strongly agreed, 62% agreed and 10% neither agreed nor disagreed that they are Satisfied with the free and paid Consultancy Services offered in the college.


For question 19 - 45% Alumni strongly agreed, 52% agreed and 3% neither agreed nor disagreed.

**Interpretation-** 45% Alumni strongly agreed, 52% agreed and 3% neither agreed nor disagreed that they are satisfied with the social activities taken up by the College.


For question 20 - 17% Alumni strongly agreed, 73% agreed and 10% neither agreed nor disagreed.

**Interpretation-** 17% Alumni strongly agreed, 73% agreed and 10% neither agreed nor disagreed that Full contribution for the overall development of the college is ensured.

Compiled and submitted by –

  
Dr. Mangesh V Kadu  
IQAC Coordinator



  
PRINCIPAL  
Bhiwapur Mahavidyalaya  
Bhiwapur, Dist. Nagpur



BACKWARD CLASS YOUTH RELIEF COMMITTEE'S  
**BHIWAPUR MAHAVIDYALAYA**

BHIWAPUR DIST. NAGPUR- 441201  
ACCREDITED WITH GRADE 'B' (CGPA-2.54) BY NAAC, BENGALURU  
ISO-9001:2015

**INDEX OF FEEDBACK ANALYSIS**  
Academic Session 2021-2022

S. No	Particulars	Action Taken Reports (Yes/ No)	Any Other
1	<ul style="list-style-type: none"><li>Students' Feedback (Bachelor of Arts, Bachelor of Commerce and Bachelor of Science)</li><li>Students' Feedback on Teaching, Learning and Evaluation</li><li>Students' Feedback on the Institution</li></ul>	Yes	<ul style="list-style-type: none"><li>Appreciation Letters</li><li>Advisory Letters</li></ul>
2	Teachers Teachers' Feedback on College	Yes	-
3	Alumni	Yes	-
4	Parents	Yes	-
5	Non-Teaching Staff	Yes	-
6	Management	Yes	-



BACKWARD CLASS YOUTH RELIEF COMMITTEE'S  
**BHIWAPUR MAHAVIDYALAYA**

BHIWAPUR DIST. NAGPUR- 441201  
ACCREDITED WITH GRADE 'B' (CGPA-2.54) BY NAAC, BENGALURU  
ISO-9001:2015

**29 August 2022**

**To Whom So Ever It May Concern**

The Feedback Mechanism provides Quantifiable and Qualitative measures for improvisation in the Teaching- Learning process. It stands impoverished without proper actions being executed to bring the desired results on improvisations. The following Feedback forms have been received: Feedback of students on teachers, Students' Feedback on College, Teachers' Feedback on College, the Feed Back of Non-Teaching Staff on College, the Feedback of Alumni on College, the Feedback of Parents on College and the Feedback of Management on College.

Some of the highlights of the Feedback are as given below:

A graphical representation of the responses has been noted as per the Likert Scale of 'Strongly Agree', 'Agree', 'Neither Agree' nor 'Disagree', 'Disagree', 'Strongly Disagree'. The graph points out at some stray responses of 'Strongly Disagree' for a few questions. The Action Taken Report below gives the complete analysis of individual teachers which due to confidentiality has been conveyed in an amiable manner.

- Faculty was apprised of the responses and was asked to take the Feedback responses seriously as it could affect the learners' psyche.
- Feedback in the form of scepticism in the system and pedagogical approaches could initiate lacunae in imparting quality education.
- To introspect on the Feedback, and accordingly plan the dissemination of knowledge is the prime concern and priority for the Institution as per the Vision, Mission, Core Values and Quality Policy.

**Conclusion**

The faculties have taken the Feedback from the students very seriously and the Institution with its Mechanisms ensures to bring out positive results. The Institution believes in the competency of its faculty and provides opportunities to the faculties to update their pedagogical approaches. Advisory letters have been extended for further improvisations and Appreciation Letters expressing gratitude for the services extended by the faculty.

The Feedback along with the Action Taken Reports has been placed in the Meeting of the College Development Committee. A copy has been forwarded to the Members of the Foundation Society for their perusal.

Note – Copy of Advisory and Appreciation Letters as Appendix –II

Yours truly

Dr. Mangesh Kadu

Place – Bhiwapur



BACKWARD CLASS YOUTH RELIEF COMMITTEE'S  
**BHIWAPUR MAHAVIDYALAYA**

BHIWAPUR DIST. NAGPUR- 441201  
ACCREDITED WITH GRADE 'B' (CGPA-2.54) BY NAAC, BENGALURU  
ISO-9001:2015

**Action Taken Report on Feedback from Students on Teachers**  
**Academic Session: 2021-2022**

The Feedback Mechanism provides Quantifiable and Qualitative measures for improvisation in the Teaching-Learning process. The entire process will be a futile attempt without proper actions being executed to bring out the desired results on improvisations.

Some of the observations made in the Feedback on an average are as follows

A graphical representation of the responses has been noted as per the Likert Scale of 'Strongly Agree', 'Agree', 'Neither Agree' nor 'Disagree', 'Disagree', 'Strongly Disagree'.

**Findings-**

The graph shows some stray responses for the Question No-06 which reads as follows:

Q6. ICT in the form of web sources, power point presentation are a regular feature of the classroom.

**Action Taken Report**

The Action Taken Report below gives the complete analysis of individual responses and complete confidentiality has been maintained. The stray responses have been taken up and Teachers have been asked to increase use of ICT tools while teaching.

The faculties have taken the Feedback from the students in good stead and are working towards achieving the envisioned goals of quality policy. Thus, the Institution, with its Mechanisms, ensures to bring out positive results.

Compiled and submitted by –

Dr. Mangesh V Kadu

(IQAC Coordinator and Member Secretary, Feedback Committee)



BACKWARD CLASS YOUTH RELIEF COMMITTEE'S  
**BHIWAPUR MAHAVIDYALAYA**

BHIWAPUR DIST. NAGPUR- 441201

ACCREDITED WITH GRADE 'B' (CGPA-2.54) BY NAAC, BENGALURU  
ISO-9001:2015

**Action Taken Report on Feedback from Students on College  
Academic Session: 2021-2022**

The Feedback Mechanism provides Quantifiable and Qualitative measures for improvisation in the Teaching-Learning process. The entire process will be a futile attempt without proper actions being executed to bring out the desired results on improvisations.

Some of the observations made in the Feedback on an average are as follows

A graphical representation of the responses has been noted as per the Likert Scale of 'Strongly Agree', 'Agree', 'Neither Agree' nor 'Disagree', 'Disagree', 'Strongly Disagree'.

**Findings -**

The graph points out at some stray responses of 'Strongly Disagree' for the question given below;

Q.4 Internet facility is provided in the college.

**Action Taken Report**

The Institution is obliged to cater to students' needs and the authorities concerned have taken cognizance of the same and have also taken appropriate steps in this regard. The incharge teacher of the Internet connectivity has been apprised of the same. Due care and precautions will be taken in this regard.

Compiled and submitted by –

Dr. Mangesh V Kadu

(IQAC Coordinator & Member Secretary, Feedback Committee)



BACKWARD CLASS YOUTH RELIEF COMMITTEE'S  
**BHIWAPUR MAHAVIDYALAYA**

BHIWAPUR DIST. NAGPUR- 441201  
ACCREDITED WITH GRADE 'B' (CGPA-2.54) BY NAAC, BENGALURU  
ISO-9001:2015

**Action Taken Report on Feedback from Teachers on College**  
**Academic Session: 2021-2022**

The Feedback Mechanism provides Quantifiable and Qualitative measures for improvisation in the Teaching-Learning process. The entire process will be a futile attempt without proper actions being executed to bring out the desired results on improvisations.

Some of the observations made in the Feedback on an average are as follows

A graphical representation of the responses has been noted as per the Likert Scale of 'Strongly Agree', 'Agree', 'Neither Agree' nor 'Disagree', 'Disagree', 'Strongly Disagree'.

**Findings -**

The graph points out at some stray responses of strongly disagree for the question given below; Many teaching staff disagreed that -1. The books prescribed/listed as reference materials should be made available in the Library.

**Action Taken Report**

The Institution has taken cognizance of the observations received through the Feedback. As per the Budgetary Provisions of the Institution, the required reference materials will be procured.

Compiled and submitted by –

Dr. Mangesh V Kadu

(IQAC Coordinator & Member Secretary, Feedback Committee)



BACKWARD CLASS YOUTH RELIEF COMMITTEE'S  
**BHIWAPUR MAHAVIDYALAYA**

BHIWAPUR DIST. NAGPUR- 441201  
ACCREDITED WITH GRADE 'B' (CGPA-2.54) BY NAAC, BENGALURU  
ISO-9001:2015

**Action Taken Report on Feedback from Non-Teaching Staff on College  
Academic Session: 2021-2022**

The Feedback Mechanism provides Quantifiable and Qualitative measures for improvisation in the Teaching-Learning process. The entire process will be a futile attempt without proper actions being executed to bring out the desired results on improvisations.

Some of the observations made in the Feedback on an average are as follows

A graphical representation of the responses has been noted as per the Likert Scale of 'Strongly Agree', 'Agree', 'Neither Agree' nor 'Disagree', 'Disagree', 'Strongly Disagree'. The graph points out overall positive response from the non-teaching faculty members of the College.

**Findings:**

All the non-teaching faculty members of the Institution 'Strongly Agreed' with the facilities provided with and the activities undertaken for them.

**Action Taken Report**

The Feedback given is highly appreciated and it will be binding on the Institution to carry forward the congenial work environment for the growth and development of the Institution and its stakeholders.

Compiled and submitted by –

Dr. Mangesh V Kadu

(IQAC Coordinator & Member Secretary, Feedback Committee)





BACKWARD CLASS YOUTH RELIEF COMMITTEE'S  
**BHIWAPUR MAHAVIDYALAYA**

BHIWAPUR DIST. NAGPUR- 441201  
ACCREDITED WITH GRADE 'B' (CGPA-2.54) BY NAAC, BENGALURU  
ISO-9001:2015

**Action Taken Report on Feedback from Alumni on College  
Academic Session: 2021-2022**

The Feedback Mechanism provides Quantifiable and Qualitative measures for improvisation in the Teaching-Learning process. The entire process will be a futile attempt without proper actions being executed to bring out the desired results on improvisations.

Some of the observations made in the Feedback on an average are as follows

A graphical representation of the responses has been noted as per the Likert Scale of 'Strongly Agree', 'Agree', 'Neither Agree' nor 'Disagree', 'Disagree', 'Strongly Disagree'.

**Findings-**

The graph points out at some stray responses of disagree for their contribution in the development of the college is ensured.

**Action Taken Report**

Alumni will be motivated to contribute generously in the development of the college. The Institution with its young and enthusiastic team synchronizes with the experienced Alumni will surge ahead in its rural set-up of achieving its envisioned goals.

Compiled and submitted by –

Dr. Mangesh V Kadu

(IQAC Coordinator & Member Secretary, Feedback Committee)



BACKWARD CLASS YOUTH RELIEF COMMITTEE'S  
**BHIWAPUR MAHAVIDYALAYA**

BHIWAPUR DIST. NAGPUR- 441201  
ACCREDITED WITH GRADE 'B' (CGPA-2.54) BY NAAC, BENGALURU  
ISO-9001:2015

**Action Taken Report on Feedback from Parents on College  
Academic Session: 2021-2022**

The Feedback Mechanism provides Quantifiable and Qualitative measures for improvisation in the Teaching-Learning process. The entire process will be a futile attempt without proper actions being executed to bring out the desired results on improvisations.

Some of the observations made in the Feedback on an average are as follows

A graphical representation of the responses has been noted as per the Likert Scale of 'Strongly Agree', 'Agree', 'Neither Agree' nor 'Disagree', 'Disagree', 'Strongly Disagree'.

**Findings:**

After analyzing the parent's Feedback, it has been interpreted that the parents inability to support and contribute to the development of the college in terms of monetary support.

**Action Taken Report**

It is well understood of the economic condition of the parents, so no monetary expectations from parents are anticipated. But, the Institution tries to uplift the parents and their wards through many government sponsored schemes through Entrepreneurship Development Cell. Institution also motivated the parents to actively contribute in the development of the college.

Compiled and submitted by –

Dr. Mangesh V Kadu

(IQAC Coordinator & Member Secretary, Feedback Committee)



BACKWARD CLASS YOUTH RELIEF COMMITTEE'S  
**BHIWAPUR MAHAVIDYALAYA**

BHIWAPUR DIST. NAGPUR- 441201  
ACCREDITED WITH GRADE 'B' (CGPA-2.54) BY NAAC, BENGALURU  
ISO-9001:2015

**Action Taken Report on Feedback from Management on College**  
**Academic Session: 2021-2022**

The Feedback Mechanism provides Quantifiable and Qualitative measures for improvisation in the Teaching-Learning process. The entire process will be a futile attempt without proper actions being executed to bring out the desired results on improvisations.

Some of the observations made in the Feedback on an average are as follows

A graphical representation of the responses has been noted as per the Likert Scale of 'Strongly Agree', 'Agree', 'Neither Agree' nor 'Disagree', 'Disagree', 'Strongly Disagree'. The graph does not point out any stray response of 'Strongly Disagree' for any question.

**Remarks and Suggestions**

After analyzing the Management's Feedback, it has been interpreted that the Management is satisfied with the Institution's performance.

**Action Taken Report**

After analyzing the Management's Feedback, it has been interpreted that the Management is satisfied with the Institution's performance. The response given in the Feedback by the Management has been received in good stead. It has been conveyed to all the stakeholders for their perusal. Further, we have been asked to progress in the right direction to accomplish the vision and mission of the Institute.

Compiled and submitted by –

Dr. Mangesh V Kadu

(IQAC Coordinator & Member Secretary, Feedback Committee)

**JOB**  
**GEORGE**  
Digitally signed by  
JOB GEORGE  
Date: 2023.09.27  
13:00:16 +05'30'  
Principal  
Bhiwapur Mahavidyalaya  
Bhiwapur, Dist.-Nagpur

Backward Class Youth Relief Committee's  
**Bhiwapur Mahavidyalaya, Bhiwapur**  
Dist - Nagpur, Maharashtra 441201

**CRITERION I**  
**Curricular Aspects**

**1.4 Feedback System**

**Session 2022-23**

25/04/2022

To

The Principal  
Bhiwapur Mahavidyalaya  
Bhiwapur

Subject: Feedback Analysis and Action Taken Report for your perusal.

Dear Sir,


This is with reference to the Feedback Committee's assignment on collecting Feedback from all the Stakeholders and generating an Analysis Report for the session 2022-2023.

The Committee along with its Members has collected the Feedback from Students of Bachelor of Arts, Bachelor of Commerce, Bachelor of Science, Bachelor of Vocation, and Master of Arts – Economics, Political Science and Sociology.

The various categories under which the Feedback has been collected is as follows:

1. Feedback from Students on College
2. Feedback from Students on Teachers
3. Feedback from Teachers
4. Feedback from Alumni
5. Feedback from Parents
6. Feedback from Non- teaching Staff
7. Feedback from Management
8. Visitors Feedback

I, on behalf of the Committee is hereby submitting the Feedback Analysis to be forwarded to the concerned for further action in this regard.



Asst. Prof. Amit Thakare  
Dept. of Zoology  
Member Secretary, Feedback Committee



PRINCIPAL  
Bhiwapur Mahavidyalaya  
Bhiwapur, Dist. Nagpur

Enclosed- Feedback Analysis – 2022-2023



BACKWARD CLASS YOUTH RELIEF COMMITTEE'S  
**BHIWAPUR MAHAVIDYALAYA**

BHIWAPUR DIST. NAGPUR- 441201  
ACCREDITED WITH GRADE 'B' (CGPA-2.54) BY NAAC, BENGALURU  
ISO-9001:2015

**Academic Session – 2022-23**  
**Feedback from students on Teaching Learning and Evaluation**

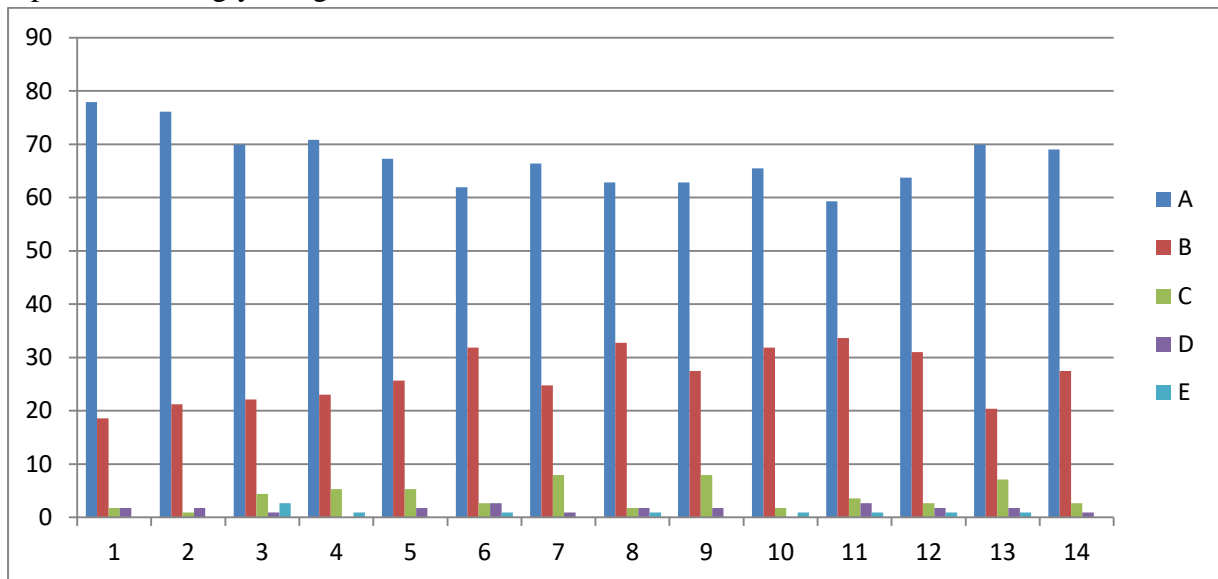
**Bachelor of Science**

Feedback form link- <https://forms.gle/jbaJmBpcdCJesHgPA>

**Feedback Analysis**

Learners have given their Responses on a 5 -point Likert Scale for-

Option A- Strongly agree-	3.369
Option B- Agree-	1.327
Option C- Neither agree nor disagree -	0.199
Option D- Disagree-	0.072
Option E- Strongly disagree-	0.031



On X-axis – Question number

On Y-axis- Response in %

- A- Strongly agree
- B- Agree
- C- Neither agree nor disagree
- D- Disagree
- E- Strongly disagree

For question 1- 78% students strongly agreed, 19% agreed, 2% neither agreed nor disagreed and 2% disagreed.

**Interpretation-** 78% students strongly agreed, 19% agreed, 2% neither agreed nor disagreed and 2% disagreed that they understand the depth of the course.

For question 2- 76% students strongly agreed, 21% agreed, 1% neither agreed nor disagreed and 2% disagreed.

**Interpretation-** 76% students strongly agreed, 21% agreed, 1% neither agreed nor disagreed and 2% disagreed that extent of coverage of course taught by teacher.

For question 3- 70% students strongly agreed, 22% agreed, 4% neither agreed nor disagreed, 1% disagreed and 3% strongly disagreed.

**Interpretation-** 70% students strongly agreed, 22% agreed, 4% neither agreed nor disagreed, 1% disagreed and 3% strongly disagreed that the ability of the teacher to relate the topic with current situation.

For question 4- 71% students strongly agreed, 23% agreed, 5% neither agreed nor disagreed and 1% strongly disagreed.

**Interpretation-** 71% students strongly agreed, 23% agreed, 5% neither agreed nor disagreed and 1% strongly disagreed that the entire syllabus is completed in the stipulated time frame.

For question 5- 67% students strongly agreed, 26% agreed, 5% neither agreed nor disagreed and 2% strongly disagreed.

**Interpretation-** 67% students strongly agreed, 26% agreed, 5% neither agreed nor disagreed and 2% strongly disagreed that teachers are punctual and regular in taking practical and tutorial classes.

For question 6- 62% students strongly agreed, 32% agreed, 3% neither agreed nor disagreed, 3% disagreed and 1% strongly disagreed.

**Interpretation-** 62% students strongly agreed, 32% agreed, 3% neither agreed nor disagreed, 3% disagreed and 1% strongly disagreed that the ICT in the form of web sources, power point presentations are a regular feature of the classroom.

For question 7- 66% students strongly agreed, 20% agreed, 10% neither agreed nor disagreed and 1% disagreed.

**Interpretation-** 66% students strongly agreed, 20% agreed, 10% neither agreed nor disagreed and 1% disagreed that explanation of textual reading material with clarity and relevance.

For question 8- 63% students strongly agreed, 33% agreed, 2% neither agreed nor disagreed, 2% disagreed and 1% strongly agreed.

**Interpretation-** 63% students strongly agreed, 33% agreed, 2% neither agreed nor disagreed, 2% disagreed and 1% strongly agreed that information regarding additional reading sources is given.

For question 9- 63% students strongly agreed, 27% agreed, 8% neither agreed nor disagreed and 1% disagreed.

**Interpretation-** 63% students strongly agreed, 27% agreed, 8% neither agreed nor disagreed and 1% disagreed that values are taught from the prescribed syllabus in terms of knowledge, concepts, manual skills, analytical abilities and broadening perspectives.

For question 10- 65% students strongly agreed, 32% agreed, 2% neither agreed nor disagreed and 1% strongly disagreed.

**Interpretation-** 65% students strongly agreed, 32% agreed, 2% neither agreed nor disagreed and 1% strongly disagreed that periodical assessments are conducted as per the given schedule.

For question 11- 59% students strongly agreed 34% agreed, 4% neither agreed nor disagreed and 3% disagreed.

**Interpretation-** 59% students strongly agreed 34% agreed, 4% neither agreed nor disagreed and 3% disagreed that evaluation is fair and unbiased.

For question 12- 64% students strongly agreed, 31% agreed and 3% neither agreed nor disagreed, 2% disagreed and 1% strongly disagreed.

**Interpretation-** 64% students strongly agreed, 31% agreed and 3% neither agreed nor disagreed, 2% disagreed and 1% strongly disagreed that regular and timely feedback is given for further improvement.

For question 13- 70% students strongly agreed, 20% agreed, 7% neither agreed nor disagreed, 2% agreed and 1% strongly disagreed.

**Interpretation-** 70% students strongly agreed, 20% agreed, 7% neither agreed nor disagreed, 2% agreed and 1% strongly disagreed that teachers are accessible even after lectures.

For question 14- 69% students strongly agreed 27% agreed, 3% neither agreed nor disagreed and 1% disagreed.

**Interpretation-** 69% students strongly agreed 27% agreed, 3% neither agreed nor disagreed and 1% disagreed that teachers are instrumental in personality development of the students.





BACKWARD CLASS YOUTH RELIEF COMMITTEE'S  
**BHIWAPUR MAHAVIDYALAYA**

BHIWAPUR DIST. NAGPUR- 441201  
ACCREDITED WITH GRADE 'B' (CGPA-2.54) BY NAAC, BENGALURU  
ISO-9001:2015

**Academic Session – 2022-23**

**Feedback from students on Teaching Learning and Evaluation**

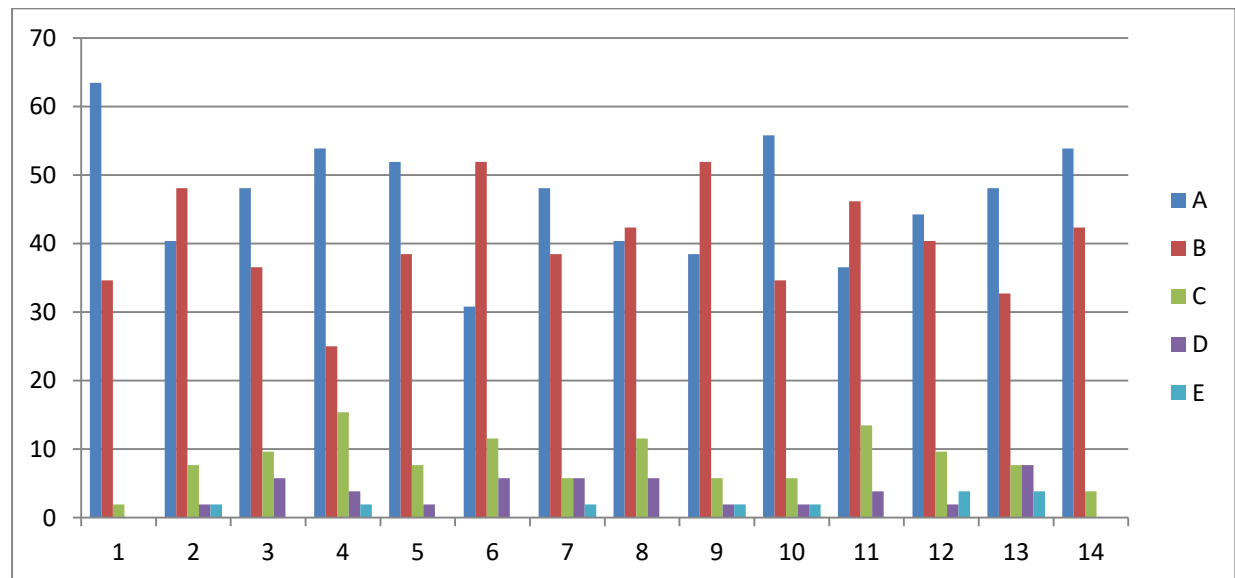
**Bachelor of Commerce- I**

Feedback form link- <https://forms.gle/iJ1CpqqkZB1r2Jcx39>

**Feedback Analysis**

Learners have given their Responses on a 5 -point Likert Scale for-

Option A- Strongly agree-	2.335
Option B- Agree-	2.012
Option C- Neither agree nor disagree -	0.418
Option D- Disagree-	0.171
Option E- Strongly disagree-	0.061



On X-axis – Question number

On Y-axis- Response in %

- A- Strongly agree
- B- Agree
- C- Neither agree nor disagree
- D- Disagree
- E- Strongly disagree

For question 1 – 63% students strongly agreed, 35% agreed and 2% neither agreed nor disagreed.

**Interpretation-** 63% students strongly agreed, 35% agreed and 2% neither agreed nor disagreed that they understand the depth of the course.

For question 2- 40% students strongly agreed, 48% agreed, 8% neither agreed nor disagreed, 2% disagreed and 2% strongly disagreed.

**Interpretation-** 40% students strongly agreed, 48% agreed, 8% neither agreed nor disagreed, 2% disagreed and 2% strongly disagreed that extent of coverage of course taught by teacher.

For question 3- 48% students strongly agreed, 37% agreed, 10% neither agreed nor disagreed and 6% disagreed.

**Interpretation-** 48% students strongly agreed, 37% agreed, 10% neither agreed nor disagreed and 6% disagreed that the ability of the teacher to relate the topic with current situation.

For question 4- 54% students strongly agreed, 25% agreed, 15% neither agreed nor disagreed, 4% disagreed and 2% strongly disagreed.

**Interpretation-** 54% students strongly agreed, 25% agreed, 15% neither agreed nor disagreed, 4% disagreed and 2% strongly disagreed that the entire syllabus is completed in the stipulated time frame.

For question 5- 52% students strongly agreed, 28% agreed, 8% neither agreed nor disagreed and 2% disagreed.

**Interpretation-** 52% students strongly agreed, 28% agreed, 8% neither agreed nor disagreed and 2% disagreed that teachers are punctual and regular in taking practical and tutorial classes.

For question 6- 31% students strongly agreed, 52% agreed, 11% neither agreed nor disagreed and 6% disagreed.

**Interpretation-** 31% students strongly agreed, 52% agreed, 11% neither agreed nor disagreed and 6% disagreed that the ICT in the form of web sources, power point presentations are a regular feature of the classroom.

For question 7- 48% students strongly agreed, 38% agreed, 6% neither agreed nor disagreed, 6% disagreed and 2% strongly disagreed.

**Interpretation-** 48% students strongly agreed, 38% agreed, 6% neither agreed nor disagreed, 6% disagreed and 2% strongly disagreed that explanation of textual reading material with clarity and relevance.

For question 8- 40% students strongly agreed, 42% agreed, 12% neither agreed nor disagreed and 6% disagreed.

**Interpretation-** 40% students strongly agreed, 42% agreed, 12% neither agreed nor disagreed and 6% disagreed that information regarding additional reading sources is given.

For question 9- 38% students strongly agreed, 52% agreed, 6% neither agreed nor disagreed, 2% disagreed and 2% strongly disagreed.

**Interpretation-** 38% students strongly agreed, 52% agreed, 6% neither agreed nor disagreed, 2% disagreed and 2% strongly disagreed that values are taught from the prescribed syllabus in terms of knowledge, concepts, manual skills, analytical abilities and broadening perspectives.

For question 10- 56% students strongly agreed, 35% agreed, 6% neither agreed nor disagreed, 2% disagreed and 2% strongly disagreed.

**Interpretation-** 56% students strongly agreed, 35% agreed, 6% neither agreed nor disagreed, 2% disagreed and 2% strongly disagreed that periodical assessments are conducted as per the given schedule.

For question 11- 37% students strongly agreed, 46% agreed, 13% neither agreed nor disagreed and 4% disagreed.

**Interpretation-** 37% students strongly agreed, 46% agreed, 13% neither agreed nor disagreed and 4% disagreed that evaluation is fair and unbiased.

For question 12- 44% students strongly agreed, 40% agreed, 10% neither agreed nor disagreed, 2% disagreed and 4% strongly disagreed.

**Interpretation-** 44% students strongly agreed, 40% agreed, 10% neither agreed nor disagreed, 2% disagreed and 4% strongly disagreed that regular and timely feedback is given for further improvement.

For question 13- 48% students strongly agreed, 33% agreed, 8% neither agreed nor disagreed, 8% disagreed and 4% strongly disagreed.

**Interpretation-** 48% students strongly agreed, 33% agreed, 8% neither agreed nor disagreed, 8% disagreed and 4% strongly disagreed that teachers are accessible even after lectures.

For question 14- 54% students strongly agreed, 42% agreed and 4% neither agreed nor disagreed.

**Interpretation-** 54% students strongly agreed, 42% agreed and 4% neither agreed nor disagreed that teachers are instrumental in personality development of the students.



BACKWARD CLASS YOUTH RELIEF COMMITTEE'S  
**BHIWAPUR MAHAVIDYALAYA**

BHIWAPUR DIST. NAGPUR- 441201  
ACCREDITED WITH GRADE 'B' (CGPA-2.54) BY NAAC, BENGALURU  
ISO-9001:2015

**Academic Session – 2022-23**

**Feedback from students on Teaching Learning and Evaluation**

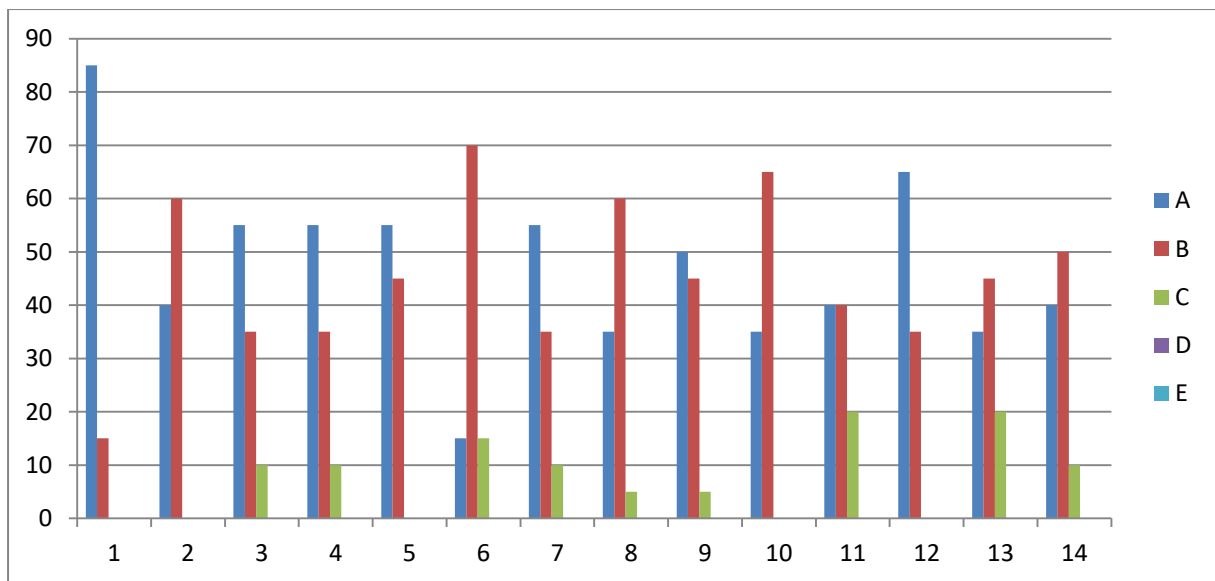
**Bachelor of Commerce-II**

Feedback form link- <https://forms.gle/8YGxb3aUiGDtx7fQ6>

**Feedback Analysis**

Learners have given their Responses on a 5 -point Likert Scale for-

Option A- Strongly agree-	2.36
Option B- Agree-	2.27
Option C- Neither agree nor disagree -	0.37
Option D- Disagree-	0.00
Option E- Strongly disagree-	0.00



On X-axis – Question number

On Y-axis- Response in %

- A- Strongly agree
- B- Agree
- C- Neither agree nor disagree
- D- Disagree
- E- Strongly disagree

For question 1 – 85% students strongly agreed and 15% agreed.

**Interpretation-** 85% students strongly agreed and 15% agreed that they understand the depth of the course.

For question 2- 40% students strongly agreed and 60% agreed.

**Interpretation-** 40% students strongly agreed and 60% agreed that extent of coverage of course taught by teacher.

For question 3- 55% students strongly agreed, 35% agreed and 10% neither agreed nor disagreed.

**Interpretation-** 55% students strongly agreed, 35% agreed and 10% neither agreed nor disagreed that the ability of the teacher to relate the topic with current situation.

For question 4- 55% students strongly agreed, 35% agreed and 10% neither agreed nor disagreed.

**Interpretation-** 55% students strongly agreed, 35% agreed and 10% neither agreed nor disagreed that the entire syllabus is completed in the stipulated time frame.

For question 5- 55% students strongly agreed and 45% agreed.

**Interpretation-** 55% students strongly agreed and 45% agreed that teachers are punctual and regular in taking practical and tutorial classes.

For question 6- 15% students strongly agreed, 70% agreed and 15% neither agreed nor disagreed.

**Interpretation-** 15% students strongly agreed, 70% agreed and 15% neither agreed nor disagreed that the ICT in the form of web sources, power point presentations are a regular feature of the classroom.

For question 7- 55% students strongly agreed, 35% agreed and 10% neither agreed nor disagreed.

**Interpretation-** 55% students strongly agreed, 35% agreed and 10% neither agreed nor disagreed that explanation of textual reading material with clarity and relevance

For question 8- 35% students strongly agreed, 60% agreed and 5% neither agreed nor disagreed.

**Interpretation-** 35% students strongly agreed, 60% agreed and 5% neither agreed nor disagreed that information regarding additional reading sources is given.

For question 9- 50% students strongly agreed, 45% agreed and 5% neither agreed nor disagreed.

**Interpretation-** 50% students strongly agreed, 45% agreed and 5% neither agreed nor disagreed that values are taught from the prescribed syllabus in terms of knowledge, concepts, manual skills, analytical abilities and broadening perspectives.

For question 10- 35% students strongly agreed and 65% agreed.

**Interpretation-** 35% students strongly agreed and 65% agreed that Periodical assessments are conducted as per the given schedule.

For question 11- 40% students strongly agreed, 40% agreed and 20% neither agreed nor disagreed.

**Interpretation-** 40% students strongly agreed, 40% agreed and 20% neither agreed nor disagreed that evaluation is fair and unbiased.

For question 12- 65% students strongly agreed and 35% agreed.

**Interpretation-** 65% students strongly agreed and 35% agreed that regular and timely feedback is given for further improvement.

For question 13- 35% students strongly agreed, 45% agreed and 20% neither agreed nor disagreed.

**Interpretation-** 35% students strongly agreed, 45% agreed and 20% neither agreed nor disagreed that teachers are accessible even after lectures.

For question 14- 40% students strongly agreed 50% agreed and 10% neither agreed nor disagreed.

**Interpretation-** 40% students strongly agreed 50% agreed and 10% neither agreed nor disagreed that teachers are instrumental in personality development of the students.



BACKWARD CLASS YOUTH RELIEF COMMITTEE'S  
**BHIWAPUR MAHAVIDYALAYA**

BHIWAPUR DIST. NAGPUR- 441201  
ACCREDITED WITH GRADE 'B' (CGPA-2.54) BY NAAC, BENGALURU  
ISO-9001:2015

**Academic Session – 2022-23**

**Feedback from students on Teaching Learning and Evaluation**

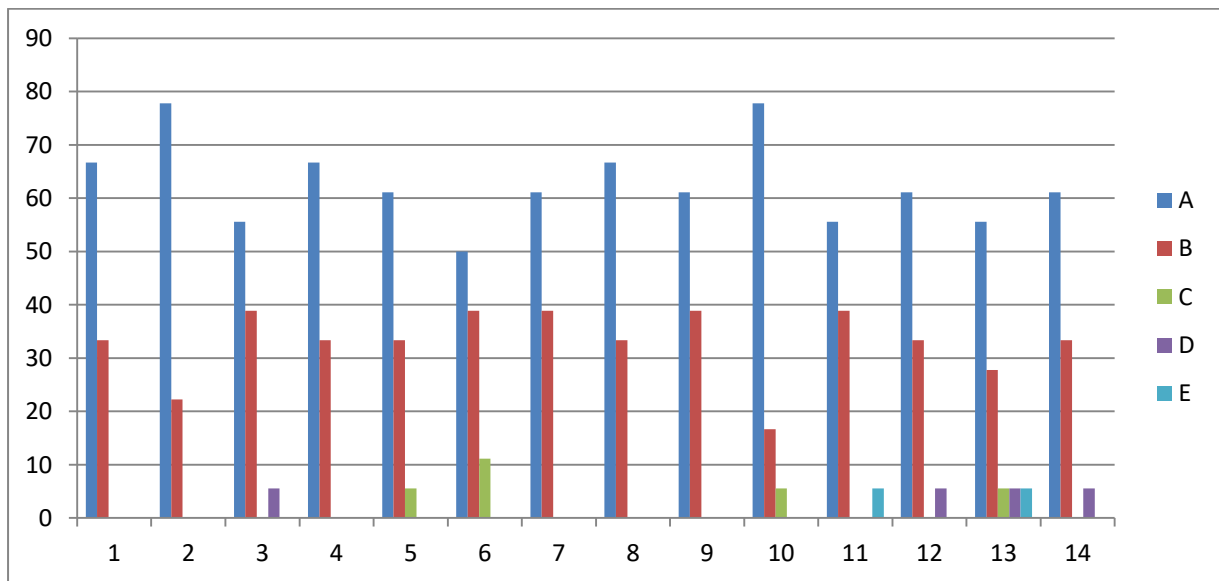
**Bachelor of Commerce- III**

Feedback form link- <https://forms.gle/XvYqTLd4i3febubG9>

**Feedback Analysis**

Learners have given their Responses on a 5 -point Likert Scale for-

Option A- Strongly agree-	3.134
Option B- Agree-	1.646
Option C- Neither agree nor disagree -	0.099
Option D- Disagree-	0.079
Option E- Strongly disagree-	0.039



On X-axis – Question number

On Y-axis- Response in %

- A- Strongly agree
- B- Agree
- C- Neither agree nor disagree
- D- Disagree
- E- Strongly disagree

For question 1 – 67% students strongly agreed and 33% agreed.

**Interpretation-** 67% students strongly agreed and 33% agreed they understand the depth of the course.

For question 2- 78% students strongly agreed and 22% agreed.

**Interpretation-** 78% students strongly agreed and 22% agreed that extent of coverage of course taught by teacher.

For question 3- 56% students strongly agreed, 39% students strongly agreed and 6% disagreed.

**Interpretation-** 56% students strongly agreed, 39% students strongly agreed and 6% disagreed that the ability of the teacher to relate the topic with current situation.

For question 4- 67% students strongly agreed and 33% agreed.

**Interpretation-** 67% students strongly agreed and 33% agreed that the entire syllabus is completed in the stipulated time frame.

For question 5- 61% students strongly agreed, 33% agreed and 6% neither agreed nor disagreed.

**Interpretation-** 61% students strongly agreed, 33% agreed and 6% neither agreed nor disagreed that teachers are punctual and regular in taking practical and tutorial classes.

For question 6- 50% students strongly agreed, 39% agreed and 11% neither agreed nor disagreed.

**Interpretation-** 50% students strongly agreed, 39% agreed and 11% neither agreed nor disagreed that the ICT in the form of web sources, power point presentations are a regular feature of the classroom.

For question 7- 61% students strongly agreed and 39% agreed.

**Interpretation-** 61% students strongly agreed and 39% agreed that explanation of textual reading material with clarity and relevance

For question 8- 67% students strongly agreed and 33% agreed.

**Interpretation-** 67% students strongly agreed and 33% agreed that information regarding additional reading sources is given.

For question 9- 61% students strongly agreed and 39% agreed.

**Interpretation-** 61% students strongly agreed and 39% agreed that values are taught from the prescribed syllabus in terms of knowledge, concepts, manual skills, analytical abilities and broadening perspectives.

For question 10- 78% students strongly agreed, 17% agreed and 6% neither agreed nor disagreed.

**Interpretation-** 78% students strongly agreed, 17% agreed and 6% neither agreed nor disagreed that periodical assessments are conducted as per the given schedule.



For question 11- 56% students strongly agreed, 39% agreed and 5% strongly disagreed.

**Interpretation-** 56% students strongly agreed, 39% agreed and 5% strongly disagreed that evaluation is fair and unbiased.

For question 12- 61% students strongly agreed, 33% agreed and 6% disagreed.

**Interpretation-** 61% students strongly agreed, 33% agreed and 6% disagreed that regular and timely feedback is given for further improvement.

For question 13- 55% students strongly agreed, 28% agreed, 6% neither agreed nor disagreed, 6% disagreed and 5% strongly disagreed.

**Interpretation-** 55% students strongly agreed, 28% agreed, 6% neither agreed nor disagreed, 6% disagreed and 5% strongly disagreed that teachers are accessible even after lectures.

For question 14- 61% students strongly agreed, 33% agreed and 6% disagreed.

**Interpretation-** 61% students strongly agreed, 33% agreed and 6% disagreed that teachers are instrumental in personality development of the students.



BACKWARD CLASS YOUTH RELIEF COMMITTEE'S  
**BHIWAPUR MAHAVIDYALAYA**

BHIWAPUR DIST. NAGPUR- 441201  
ACCREDITED WITH GRADE 'B' (CGPA-2.54) BY NAAC, BENGALURU  
ISO-9001:2015

**Academic Session – 2022-23**

**Feedback from students on Teaching Learning and Evaluation**

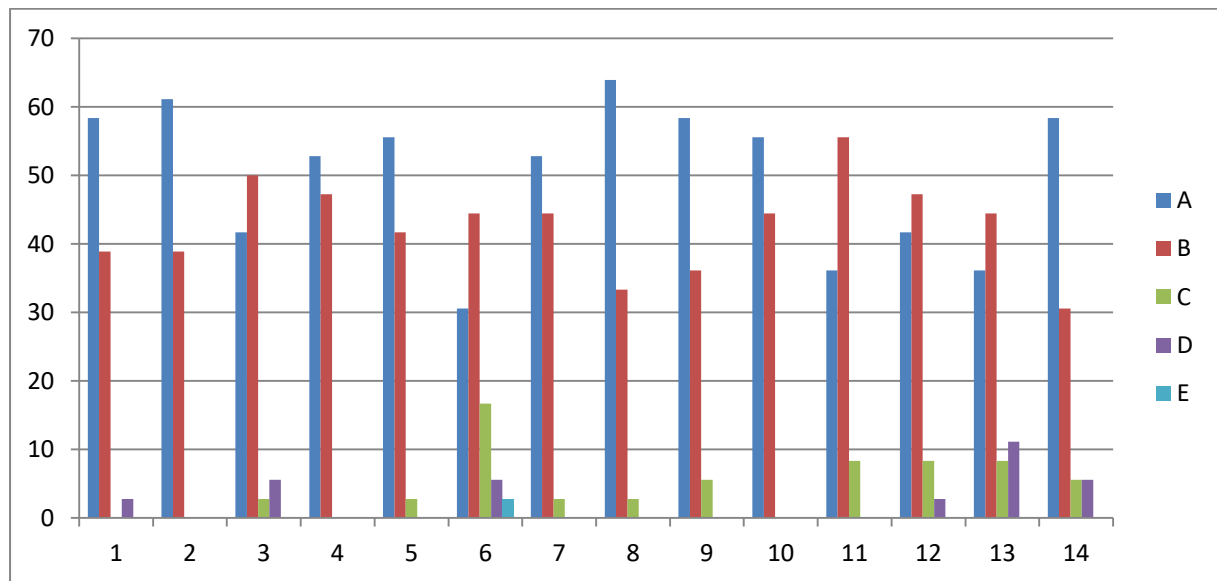
**Bachelor of Arts**

Feedback Form link- <https://forms.gle/axv9wL2JZVoP2JxG7>

**Feedback Analysis**

Learners have given their Responses on a 5 -point Likert Scale for-

Option A- Strongly agree-	2.509
Option B- Agree-	2.132
Option C- Neither agree nor disagree -	0.228
Option D- Disagree-	0.119
Option E- Strongly disagree-	0.009



On X-axis – Question number

On Y-axis- Response in %

- A- Strongly agree
- B- Agree
- C- Neither agree nor disagree
- D- Disagree
- E- Strongly disagree

For question 1 – 58% students strongly agreed, 39% agreed and 3% disagreed.

**Interpretation-** 58% students strongly agreed, 39% agreed and 3% disagreed that they understand the depth of the course.

For question 2- 61% students strongly agreed and 38% agreed.

**Interpretation-** 61% students strongly agreed and 38% agreed that extent of coverage of course taught by teacher.

For question 3- 42% students strongly agreed, 50% agreed, 3% neither agreed nor disagreed and 5% disagreed.

**Interpretation-** 42% students strongly agreed, 50% agreed, 3% neither agreed nor disagreed and 5% disagreed that the ability of the teacher to relate the topic with current situation.

For question 4- 53% students strongly agreed and 47% agreed.

**Interpretation-** 53% students strongly agreed and 47% agreed that the entire syllabus is completed in the stipulated time frame.

For question 5- 56% students strongly agreed, 42% agreed and 3%.

**Interpretation-** 56% students strongly agreed, 42% agreed and 3% that teachers are punctual and regular in taking practical and tutorial classes.

For question 6- 31% students strongly agreed, 44% agreed, 17% neither agreed nor disagreed, 6% disagreed and 3% strongly disagreed.

**Interpretation-** 31% students strongly agreed, 44% agreed, 17% neither agreed nor disagreed, 6% disagreed and 3% strongly disagreed that the ICT in the form of web sources, power point presentations are a regular feature of the classroom.

For question 7- 53% students strongly agreed, 44% agreed and 20% neither agreed nor disagreed.

**Interpretation-** 53% students strongly agreed, 44% agreed and 20% neither agreed nor disagreed that explanation of textual reading material with clarity and relevance

For question 8- 64% students strongly agreed, 33% agreed and 3% neither agreed nor disagreed.

**Interpretation-** 64% students strongly agreed, 33% agreed and 3% neither agreed nor disagreed that information regarding additional reading sources is given.

For question 9- 58% students strongly agreed, 36% agreed and 6% neither agreed nor disagreed.

**Interpretation-** 58% students strongly agreed, 36% agreed and 6% neither agreed nor disagreed that values are taught from the prescribed syllabus in terms of knowledge, concepts, manual skills, analytical abilities and broadening perspectives.

For question 10- 56% students strongly agreed and 44% agreed.

**Interpretation-** 56% students strongly agreed and 44% agreed that periodical assessments are conducted as per the given schedule.

For question 11- 36% students strongly agreed, 56% agreed and 8% neither agreed nor disagreed.

**Interpretation-** 36% students strongly agreed, 56% agreed and 8% neither agreed nor disagreed that evaluation is fair and unbiased.

For question 12- 42% students strongly agreed, 47% agreed, 8% neither agreed nor disagreed and 3% disagreed.

**Interpretation-** 42% students strongly agreed, 47% agreed, 8% neither agreed nor disagreed and 3% disagreed that regular and timely feedback is given for further improvement.

For question 13- 36% students strongly agreed, 44% agreed, 8% neither agreed nor disagreed and 11% disagreed.

**Interpretation-** 36% students strongly agreed, 44% agreed, 8% neither agreed nor disagreed and 11% disagreed that teachers are accessible even after lectures.

For question 14- 58% students strongly agreed, 31% agreed, 6% neither agreed nor disagreed and 5% disagreed.

**Interpretation-** 58% students strongly agreed, 31% agreed, 6% neither agreed nor disagreed and 5% disagreed that teachers are instrumental in personality development of the students.



BACKWARD CLASS YOUTH RELIEF COMMITTEE'S

# BHIWAPUR MAHAVIDYALAYA

BHIWAPUR DIST. NAGPUR- 441201

ACCREDITED WITH GRADE 'B' (CGPA-2.54) BY NAAC, BENGALURU

ISO-9001:2015

Academic Session – 2022-23

Feedback from students on Teaching Learning and Evaluation

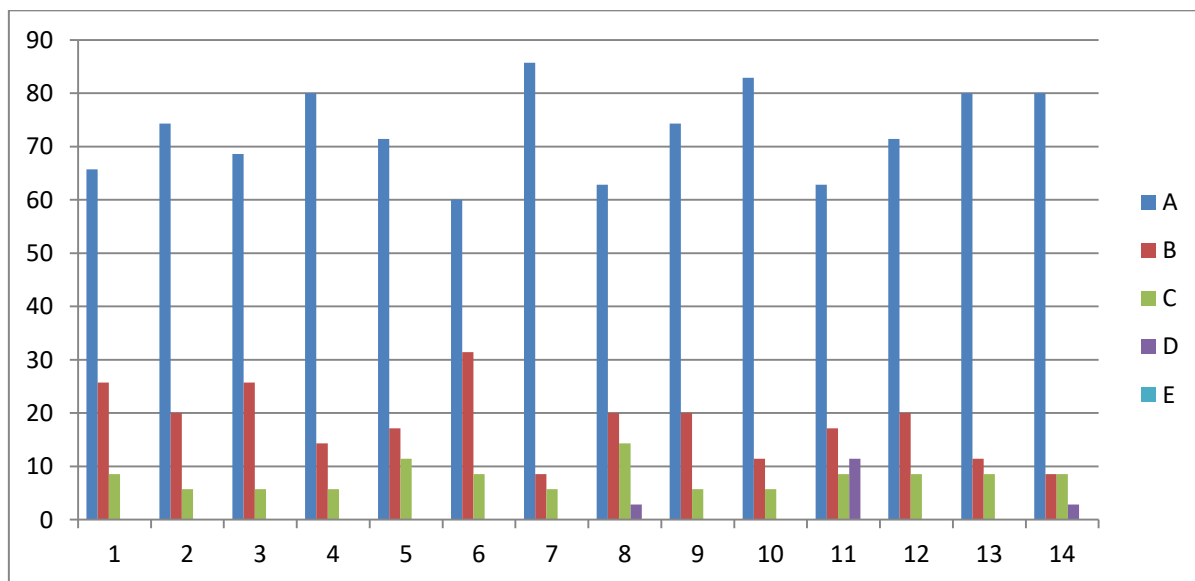
Bachelor of Vocation

Feedback form link- <https://forms.gle/UdpxJb2awQeUiWdUA>

## Feedback Analysis

Learners have given their Responses on a 5 -point Likert Scale for-

Option A- Strongly agree-	3.64
Option B- Agree-	1.90
Option C- Neither agree nor disagree -	0.40
Option D- Disagree-	0.06
Option E- Strongly disagree-	0.00



On X-axis – Question number

On Y-axis- Response in %

- A- Strongly agree
- B- Agree
- C- Neither agree nor disagree
- D- Disagree
- E- Strongly disagree

For question 1 – 66% students strongly agreed, 26% agreed and 8% neither agreed nor disagreed.

**Interpretation-** 66% students strongly agreed, 26% agreed and 8% neither agreed nor disagreed that they understand the depth of the course.

For question 2- 74% students strongly agreed, 20% agreed and 6% neither agreed nor disagreed.

**Interpretation-** 74% students strongly agreed, 20% agreed and 6% neither agreed nor disagreed that extent of coverage of course taught by teacher.

For question 3- 69% students strongly agreed, 26% agreed and 6% neither agreed nor disagreed.

**Interpretation-** 69% students strongly agreed, 26% agreed and 6% neither agreed nor disagreed that the ability of the teacher to relate the topic with current situation.

For question 4- 80% students strongly agreed, 14% agreed and 6% neither agreed nor disagreed.

**Interpretation-** 80% students strongly agreed, 14% agreed and 6% neither agreed nor disagreed that the entire syllabus is completed in the stipulated time frame.

For question 5- 71% students strongly agreed, 17% agreed and 12% neither agreed nor disagreed.

**Interpretation-** 71% students strongly agreed, 17% agreed and 12% neither agreed nor disagreed that teachers are punctual and regular in taking practical and tutorial classes.

For question 6- 60% students strongly agreed, 31% agreed and 9% neither agreed nor disagreed.

**Interpretation-** 60% students strongly agreed, 31% agreed and 9% neither agreed nor disagreed that the ICT in the form of web sources, power point presentations are a regular feature of the classroom.

For question 7- 86% students strongly agreed, 8% agreed and 6% neither agreed nor disagreed.

**Interpretation-** 86% students strongly agreed, 8% agreed and 6% neither agreed nor disagreed that explanation of textual reading material with clarity and relevance

For question 8- 63% students strongly agreed, 20% agreed, 14% neither agreed nor disagreed and 3% disagreed.

**Interpretation-** 63% students strongly agreed, 20% agreed, 14% neither agreed nor disagreed and 3% disagreed that information regarding additional reading sources is given.

For question 9- 74% students strongly agreed, 20% agreed and 6% neither agreed nor disagreed.

**Interpretation-** 74% students strongly agreed, 20% agreed and 6% neither agreed nor disagreed that values are taught from the prescribed syllabus in terms of knowledge, concepts, manual skills, analytical abilities and broadening perspectives.

For question 10- 83% students strongly agreed, 11% agreed and 8% neither agreed nor disagreed.

**Interpretation-** 83% students strongly agreed, 11% agreed and 8% neither agreed nor disagreed that periodical assessments are conducted as per the given schedule.

For question 11- 63% students strongly agreed, 17% agreed, 9% neither agreed nor disagreed and 11% disagreed.

**Interpretation-** 63% students strongly agreed, 17% agreed, 9% neither agreed nor disagreed and 11% disagreed that evaluation is fair and unbiased.

For question 12- 71% students strongly agreed, 20% agreed and 9% neither agreed nor disagreed.

**Interpretation-** 71% students strongly agreed, 20% agreed and 9% neither agreed nor disagreed that regular and timely feedback is given for further improvement.

For question 13- 80% students strongly agreed, 11% agreed and 9% neither agreed nor disagreed.

**Interpretation-** 80% students strongly agreed, 11% agreed and 9% neither agreed nor disagreed that teachers are accessible even after lectures.

For question 14- 80% students strongly agreed, 9% agreed, 8% neither agreed nor disagreed and 3% disagreed.

**Interpretation-** 80% students strongly agreed, 9% agreed, 8% neither agreed nor disagreed and 3% disagreed that teachers are instrumental in personality development of the students.



BACKWARD CLASS YOUTH RELIEF COMMITTEE'S  
**BHIWAPUR MAHAVIDYALAYA**

BHIWAPUR DIST. NAGPUR- 441201  
ACCREDITED WITH GRADE 'B' (CGPA-2.54) BY NAAC, BENGALURU  
ISO-9001:2015

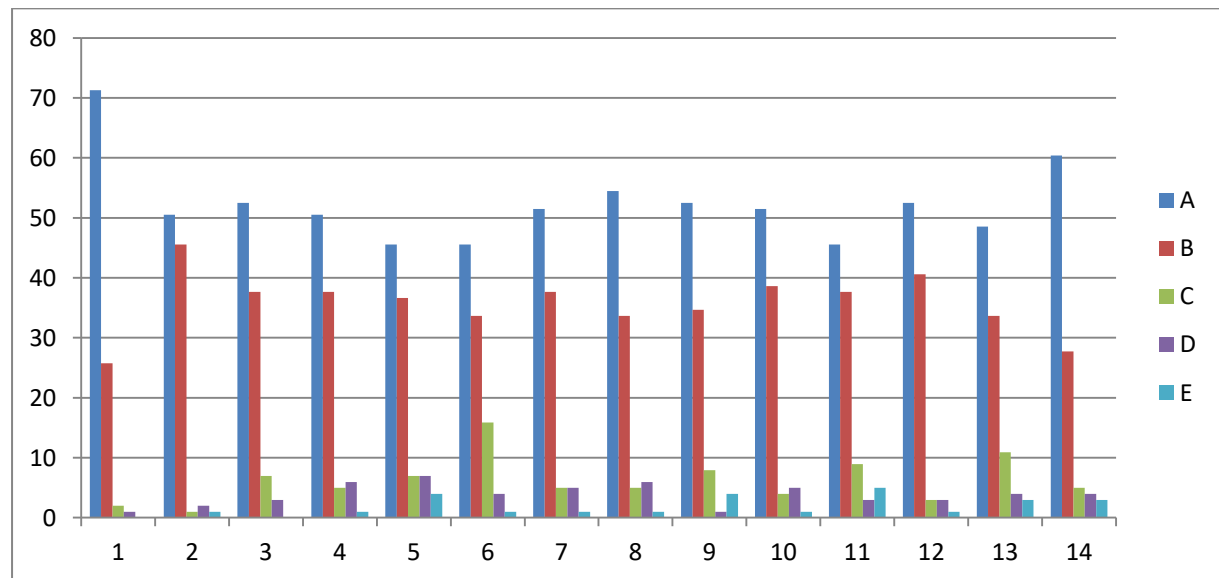
**Academic Session – 2022-23**  
**Feedback from students on Teaching Learning and Evaluation**  
**Master of Arts-I**

Feedback form link- <https://forms.gle/N2anJNmGX2SZNG6t5>

**Feedback Analysis**

Learners have given their Responses on a 5 -point Likert Scale for-

Option A- Strongly agree-	2.616
Option B- Agree-	1.789
Option C- Neither agree nor disagree -	0.311
Option D- Disagree-	0.190
Option E- Strongly disagree-	0.091



On X-axis – Question number

On Y-axis- Response in %

- A- Strongly agree
- B- Agree
- C- Neither agree nor disagree
- D- Disagree
- E- Strongly disagree



For question 1 – 71% students strongly agreed, 26% agreed, 1% neither agreed nor disagreed and 26% disagreed.

**Interpretation-** 71% students strongly agreed, 26% agreed, 1% neither agreed nor disagreed and 26% disagreed that they understand the depth of the course.

For question 2- 50% students strongly agreed, 45% agreed, 1% neither agreed nor disagreed, 2% disagreed and 1% strongly disagreed.

**Interpretation-** 50% students strongly agreed, 45% agreed, 1% neither agreed nor disagreed, 2% disagreed and 1% strongly disagreed that extent of coverage of course taught by teacher.

For question 3- 52% students strongly agreed, 38% agreed, 7% neither agreed nor disagreed and 3% disagreed.

**Interpretation-** 52% students strongly agreed, 38% agreed, 7% neither agreed nor disagreed and 3% disagreed that the ability of the teacher to relate the topic with current situation.

For question 4- 50% students strongly agreed, 38% agreed, 5% neither agreed nor disagreed, 6% disagreed and 1% strongly disagreed.

**Interpretation-** 50% students strongly agreed, 38% agreed, 5% neither agreed nor disagreed, 6% disagreed and 1% strongly disagreed that the entire syllabus is completed in the stipulated time frame.

For question 5- 45% students strongly agreed, 37% agreed, 7% neither agreed nor disagreed, 7% disagreed and 4% strongly disagreed.

**Interpretation-** 45% students strongly agreed, 37% agreed, 7% neither agreed nor disagreed, 7% disagreed and 4% strongly disagreed that teachers are punctual and regular in taking practical and tutorial classes.

For question 6- 45% students strongly agreed, 34% agreed, 16% neither agreed nor disagreed, 4% disagreed and 1% strongly disagreed.

**Interpretation-** 45% students strongly agreed, 34% agreed, 16% neither agreed nor disagreed, 4% disagreed and 1% strongly disagreed that the ICT in the form of web sources, power point presentations are a regular feature of the classroom.

For question 7- 51% students strongly agreed, 38% agreed, 5% neither agreed nor disagreed, 5% disagreed and 1% strongly disagreed.

**Interpretation-** 51% students strongly agreed, 38% agreed, 5% neither agreed nor disagreed, 5% disagreed and 1% strongly disagreed that explanation of textual reading material with clarity and relevance.

For question 8- 54% students strongly agreed, 34% agreed, 5% neither agreed nor disagreed, 6% disagreed and 1% strongly disagreed.

**Interpretation-** 54% students strongly agreed, 34% agreed, 5% neither agreed nor disagreed, 6% disagreed and 1% strongly disagreed that information regarding additional reading sources is given.

For question 9- 52% students strongly agreed, 35% agreed, 8% neither agreed nor disagreed, 1% disagreed and 4% strongly disagreed.

**Interpretation-** 52% students strongly agreed, 35% agreed, 8% neither agreed nor disagreed, 1% disagreed and 4% strongly disagreed that values are taught from the prescribed syllabus in terms of knowledge, concepts, manual skills, analytical abilities and broadening perspectives.

For question 10- 51% students strongly agreed, 39% agreed, 4% neither agreed nor disagreed, 5% disagreed and 1% strongly disagreed.

**Interpretation-** 51% students strongly agreed, 39% agreed, 4% neither agreed nor disagreed, 5% disagreed and 1% strongly disagreed that periodical assessments are conducted as per the given schedule.

For question 11- 45% students strongly agreed, 38% agreed, 9% neither agreed nor disagreed, 3% disagreed and 5% strongly disagreed.

**Interpretation-** 45% students strongly agreed, 38% agreed, 9% neither agreed nor disagreed, 3% disagreed and 5% strongly disagreed that evaluation is fair and unbiased.

For question 12- 52% students strongly agreed, 41% agreed, 3% neither agreed nor disagreed, 3% disagreed and 1% strongly disagreed.

**Interpretation-** 52% students strongly agreed, 41% agreed, 3% neither agreed nor disagreed, 3% disagreed and 1% strongly disagreed that regular and timely feedback is given for further improvement.

For question 13- 48% students strongly agreed, 34% agreed, 11% neither agreed nor disagreed, 4% disagreed and 3% strongly disagreed.

**Interpretation-** 48% students strongly agreed, 34% agreed, 11% neither agreed nor disagreed, 4% disagreed and 3% strongly disagreed that teachers are accessible even after lectures.

For question 14- 60% students strongly agreed, 28% agreed and 5% neither agreed nor disagreed, 4% disagreed and 3% strongly disagreed.

**Interpretation-** 60% students strongly agreed, 28% agreed and 5% neither agreed nor disagreed, 4% disagreed and 3% strongly disagreed that teachers are instrumental in personality development of the students.

Prepared and submitted by –  
Asst. Prof. Amit S. Thakare  
Member Secretary, Feedback Committee

## Appendix-I

### Specimen Feedback Form



BHIWAPUR MAHAVIDYALAYA, BHIWAPUR

('B' Grade with 2.54 CGPA by NAAC Bengaluru)

Feedback of students for Teachers

Based on Self-Regulated Responsibilities

Under

*Internal Quality Assurance Mechanism aims at Continuous Improvement for Academic Excellence and Result*

Session: 2022 - 2023

Name of the Teacher: \_\_\_\_\_

Name of the student: \_\_\_\_\_

Semester: \_\_\_\_\_

Department: \_\_\_\_\_

*Kindly rate the performance on the following attributes on five point scale*

A (5.0)	B (4.0)	C (3.0)	D (2.0)	E (1.0)
Strongly Agree पूर्णपणे सहमत	Agree सहमत	Neither Agree - Nor Disagree ना सहमत - ना सहमत	Disagree असहमत	Strongly Disagree पूर्णपणे असहमत

S. No.	Attributes	Marks				
		A	B	C	D	E
1	Understanding the depth of the course content including project work if any विषयाबाबत शिक्षकाचे आकलन (असल्यास प्रकल्प कार्यासह)					
2	Extent of coverage of course taught by the teacher शिकविल्या जाणाऱ्या विषयाचे शिक्षकाकडून केले जाणारे विस्तारीकरण					
3	Ability of the teacher to relate the topic with current situations अभ्यासक्रमाची वर्तमानातील परिस्थितीशी सांगड घालण्याची शिक्षकाची क्षमता					
4	The entire syllabus is completed in the stipulated time frame अभ्यासक्रम ठरावीक कालावधित पूर्ण केला जातो					
5	Teacher are punctual and regular in taking lectures] practical and tutorial classes नियमित वर्ग, प्रात्याक्षीक आणि प्रशिक्षण वर्ग नियमित घेण्यासंदर्भात शिक्षकांची प्रामाणीकता.					
6	ICT in the form of web sources, power point presentations are a regular feature of the classroom teaching महिती संसुचन तंत्रज्ञान, पॉवर पॉईंट सादरीकरण हे नियमित वर्गात शिकविण्याच्या पध्दतीचे वैशिष्ट्ये आहे.					
7	Explanation of textual reading material with clarity and relevance शिवितांना पाठ्यक्रमावर आधारीत क्रमिक पुस्तकांचे स्पष्टपणे आणि प्रासंगीकतेनुसार स्पष्टीकरण दिले जाते.					
8	Information regarding additional reading sources is given पाठ्यक्रमावर आधारीत क्रमिक पुस्तकांव्यतिरिक्त अभ्यासाच्या इतर स्रोतांची माहिती वर्गात दिली जाते.					
9	Values are taught from the prescribed syllabus in terms of knowledge, concepts, manual skills, analytical abilities and broadening perspectives. नियोजित अभ्यासक्रमातून ज्ञान, संकल्पना, मानवी कौशल्य, विश्लेषणात्मक योग्यता आणि व्यापक दृष्टीकोन ह्यासंदर्भात मुल्ये शिकविली/रुजविली जातात.					

10	Periodical assessment are conducted as per the given schedule ठरवून दिलेल्या वेळापत्रकानुसार मुल्यांकनाचे कार्य केले जाते.					
11	Evaluation is fair and unbiased मुल्यांकन निरपेक्ष आणि निरपवादपणे केले जाते.					
12	Regular and timely feedback is given for further improvement भविष्यात करावयाच्या सुधारणांसाठी नियमित व वेळेवर अभिप्राय दिले जातात					
13	Teachers are accessible even after lectures वर्गाबाहेरही शिक्षक सहज उपलब्ध असतात.					
14	Teachers are instrumental in personality development of the students विद्यार्थ्यांच्या व्यक्तिमत्व विकासाच्या दृष्टीने शिक्षक सतत प्रयत्नशिल असतात.					
15	Suggestions if any सुचना (असल्यास)					

Signature

## **Appendix –II**

### **Sample**

#### **Appreciation Letter**

Dear Asst. Prof. / Assoc. Prof. Dr... ..

(B.A. / B.Com./B.Sc./MA Sociology / MA Economics/ MA Political Science)

As a valued member of our team, on behalf of the Management, I, Principal Dr. Jobi George would like to take this opportunity to thank you for your hard work and dedication noticeable to us through the feedback given by the students of Bhiwapur Mahavidyalaya.

You have stood out as an employee who has never wavered in your commitment to excellence. I admire your strong work ethic and personal integrity.

In particular, I would like to thank you for the feedback received from the students on Teaching – Learning pedagogy. Employees like you make work the assigned all the more rewarding and enjoyable. We wish you to continue with the good work for the benefit of the students and nation at large.

Sincerely,

## Sample

### Advisory Letter

Dear Asst. Prof. / Assoc. Prof. Dr... ..

As a valued member of our team, on behalf of the Management, I, Principal Dr. Jobi George would like to take this opportunity to bring to your notice the results of the feedback given by the students on Teaching – Learning Pedagogy. We appreciate your dedication to work but would want you to introspect in terms of the feedback given.

You have always been sincere and stood out as an employee who has never wavered in commitment to excellence. We hope you extend your support in achieving the Institution's Vision, Mission, Core Values and Quality Policy with a changed methodology in catering to students' needs.

We believe in your commitments towards work and we wish your contribution to the good work for the benefit of the students and nation at large.

Sincerely,



BACKWARD CLASS YOUTH RELIEF COMMITTEE'S  
**BHIWAPUR MAHAVIDYALAYA**

BHIWAPUR DIST. NAGPUR- 441201  
ACCREDITED WITH GRADE 'B' (CGPA-2.54) BY NAAC, BENGALURU  
ISO-9001:2015

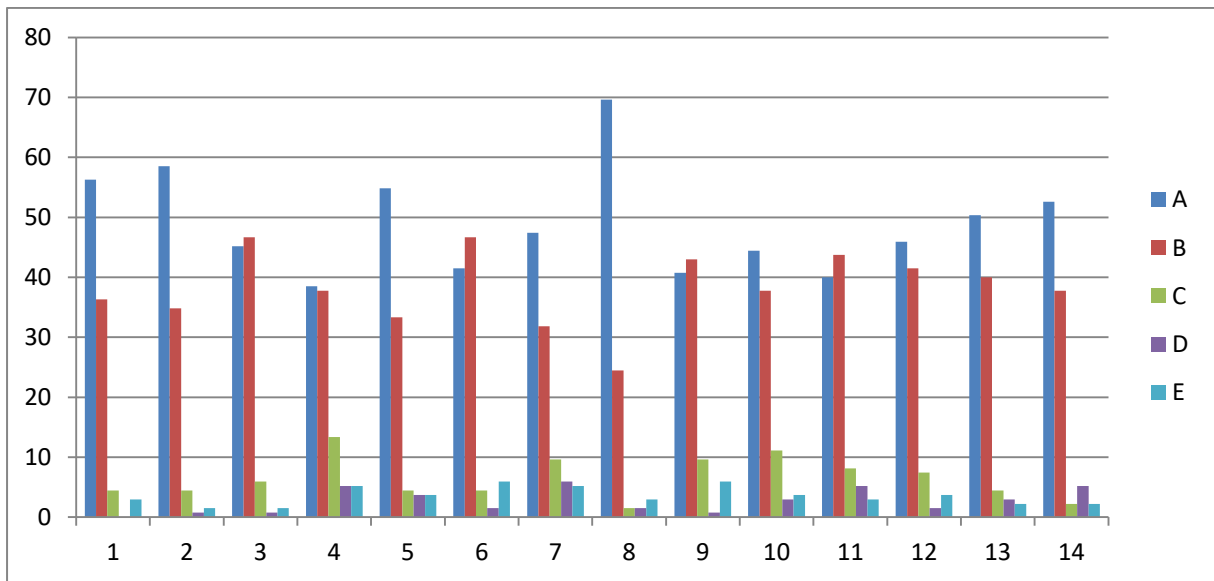
**Academic Session – 2022-23**  
**Feedback of Students on College**

Feedback form link- <https://forms.gle/gk2UmNGMUcE8KKfS8>

**Feedback Analysis**

Learners have given their response on a 5 -point Likert scale for-

Option A- Strongly agree-	2.449
Option B- agree-	1.912
Option C- Neither agree nor disagree -	0.325
Option D- Disagree-	0.134
Option E- Strongly disagree-	0.177



On X-axis – Question number

On Y-axis- Response in %

- A- Strongly agree
- B- Agree
- C- Neither agree nor disagree
- D- Disagree
- E- Strongly disagree

For question 1 – 56% students strongly agreed, 36% agreed, 4% neither agreed nor disagreed and 3% strongly disagreed.

**Interpretation-** 56% students strongly agreed, 36% agreed, 4% neither agreed nor disagreed and 3% strongly disagreed that the office staff of the college is cooperative and helpful.

For question 2- 58% students strongly agreed, 34% agreed, 4% neither agreed nor disagreed, 1% disagreed and 1% strongly disagreed.

**Interpretation-** 58% students strongly agreed, 34% agreed, 4% neither agreed nor disagreed, 1% disagreed and 1% strongly disagreed that the library staff is cooperative and helpful.

For question 3- 45% students strongly agreed, 47% agreed, 6% neither agreed nor disagreed, 1% disagreed and 1% strongly disagreed.

**Interpretation-** 45% students strongly agreed, 47% agreed, 6% neither agreed nor disagreed, 1% disagreed and 1% strongly disagreed that Online educational resources/prescribed books/reading materials are available and accessible in the library.

For question 4- 38% students strongly agreed, 38% agreed, 13% neither agreed nor disagreed, 5% disagreed and 5% strongly disagreed.

**Interpretation-** 38% students strongly agreed, 38% agreed, 13% neither agreed nor disagreed, 5% disagreed and 5% strongly disagreed that Equipment in the lab(s) is/are in good working condition.

For question 5- 55% students strongly agreed, 33% agreed, 4% neither agreed nor disagreed, 4% disagreed and 4% strongly disagreed.

**Interpretation-** 55% students strongly agreed, 33% agreed, 4% neither agreed nor disagreed, 4% disagreed and 4% strongly disagreed that Separate common rooms for girls and boys are available.

For question 6- 41% students strongly agreed, 47% agreed, 4% neither agreed nor disagreed, 1% disagreed and 6% strongly disagreed.

**Interpretation-** 41% students strongly agreed, 47% agreed, 4% neither agreed nor disagreed, 1% disagreed and 6% strongly disagreed that Toilet/washrooms are clean and properly maintained.

For question 7- 47% students strongly agreed, 32% agreed, 10% neither agreed nor disagreed, 6% disagreed and 5% strongly disagreed.

**Interpretation-** 47% students strongly agreed, 32% agreed, 10% neither agreed nor disagreed, 6% disagreed and 5% strongly disagreed that The classrooms are clean and well maintained.

For question 8- 70% students strongly agreed, 24% agreed, 1% neither agreed nor disagreed, 1% disagreed and 3% strongly disagreed.



**Interpretation-** 70% students strongly agreed, 24% agreed, 1% neither agreed nor disagreed, 1% disagreed and 3% strongly disagreed that The campus is green and eco-friendly.

For question 9- 41% students strongly agreed, 43% agreed, 10% neither agreed nor disagreed, 1% disagreed and 6% strongly disagreed.

**Interpretation-** 41% students strongly agreed, 43% agreed, 10% neither agreed nor disagreed, 1% disagreed and 6% strongly disagreed that Students grievances are redressed/problems are solved well in time.

For question 10- 44% students strongly agreed, 38% agreed, 11% neither agreed nor disagreed, 3% disagreed and 4% strongly disagreed.

**Interpretation-** 44% students strongly agreed, 38% agreed, 11% neither agreed nor disagreed, 3% disagreed and 4% strongly disagreed that Entrepreneurship Development Cell and placement cell is functional in the college.

For question 11- 40% students strongly agreed, 44% agreed, 8% neither agreed nor disagreed, 5% disagreed and 3% strongly disagreed.

**Interpretation-** 40% students strongly agreed, 44% agreed, 8% neither agreed nor disagreed, 5% disagreed and 3% strongly disagreed that Authorities ensure strict discipline on and off the campus.

For question 12- 46% students strongly agreed, 41% agreed, 7% neither agreed nor disagreed, 1% disagreed and 4% disagreed.

**Interpretation-** 46% students strongly agreed, 41% agreed, 7% neither agreed nor disagreed, 1% disagreed and 4% disagreed that Girl students' security is given utmost priority.

For question 13- 50% students strongly agreed, 40% agreed, 4% neither agreed nor disagreed, 3% disagreed and 2% strongly disagreed.

**Interpretation-** 50% students strongly agreed, 40% agreed, 4% neither agreed nor disagreed, 3% disagreed and 2% strongly disagreed that the institution strives for academic excellence.

For question 14- 53% students strongly agreed, 38% agreed, 2% neither agreed nor disagreed, 5% disagreed and 2% strongly disagreed.

**Interpretation-** 53% students strongly agreed, 38% agreed, 2% neither agreed nor disagreed, 5% disagreed and 2% strongly disagreed that The institution promotes participation of students in co-curricular, extra-curricular, sports and other events at all levels.

Prepared and submitted by –  
Asst. Prof. Amit S. Thakare  
Member Secretary, Feedback Committee

## Appendix Specimen Feedback Form



BHIWAPUR MAHAVIDYALAYA, BHIWAPUR

('B' Grade with 2.54 CGPA by NAAC Bengaluru)

Feedback from Students for College  
Based on Self-Regulated Responsibilities

Under

*Internal Quality Assurance Mechanism which aims at Continuous Improvement for Academic Excellence*

Session: 2022- 2023

Name of the student: \_\_\_\_\_

Semester: \_\_\_\_\_ Department: \_\_\_\_\_

*Kindly rate the performance on the following attributes on five point scale*

A (5.0)	B (4.0)	C (3.0)	D (2.0)	E (1.0)
Strongly Agree पुर्णपणे सहमत	Agree सहमत	Neither Agree - Nor Disagree ना सहमत - ना सहमत	Disagree असहमत	Strongly Disagree पुर्णपणे असहमत

S. No.	Attributes	Marks				
		A	B	C	D	E
1	The office staff of the college is cooperative and helpful महाविद्यालयातील कार्यालयीन कर्मचारी वर्ग सहकारी भावनेचे व मदत करणारे आहेत.					
2	The library staff is cooperative and helpful ग्रंथालयातील कर्मचारी वर्ग सहकारी भावनेचे व मदत करणारे आहेत.					
3	Online educational resources/prescribed books/reading materials are available and accessible in the library ग्रंथालयामध्ये ऑनलाईन शैक्षणिक स्रोत/क्रमिक पाठ्यपुस्तके/वाचन सामग्री उपलब्ध असून सहज प्राप्त आहे.					
4	Equipment in the lab(s) is/are in good working condition प्रयोगशाळेत असलेली साधने चांगल्या कार्यस्थितीत आहेत.					
5	Separate common rooms for girls and boys are available मुले आणि मुलींकरिता स्वतंत्र सामूहिक खोल्या महाविद्यालयात उपलब्ध आहेत.					
6	Toilet/washrooms are clean and properly maintained महाविद्यालयातील स्वच्छतागृहे स्वच्छ आणि व्यवस्थित आहेत.					
7	The classrooms are clean and well maintained वर्गखोल्या स्वच्छ आणि व्यवस्थित आहेत.					
8	The campus is green and eco-friendly महाविद्यालयाचा परिसर निसर्गरम्य आणि पर्यावरणपुरक आहे.					
9	Students grievances are redressed/problems are solved well in time विद्यार्थ्यांच्या समस्यांचे/प्रश्नांची सोडवणूक वेळेतच केली जाते.					
10	Entrepreneurship Development Cell and placement cell is functional in the college महाविद्यालयात औद्योगिकता विकास कक्ष आणि प्रशिक्षण व रोजगार कक्ष कार्यरत आहे.					
11	Authorities ensure strict discipline on and off the campus महाविद्यालय प्रशासन महाविद्यालय परिसरात आणि परिसराबाहेर शिस्तीसंदर्भात कार्यरत असते.					
12	Girl students' security is given utmost priority					

	विद्यार्थिनींच्या सुरक्षेला महाविद्यालयातर्फे अति-प्राधान्य दिले जाते.					
13	The institution strives for academic excellence शैक्षणिक विकासासाठी महाविद्यालय सतत प्रयत्नशील आहे.					
14	The institution promotes participation of students in co-curricular, extra-curricular, sports and other events at all levels महाविद्यालयातर्फे विद्यार्थ्यांना सर्व स्तरांवरील सहअभ्यासककार्यक्रमांत, अभ्यासे-तर कार्यक्रमात आणि खेळातसहभागी होण्यासाठी सतत प्रोत्साहन दिले जाते.					
	Suggestions if any					
	Signature					



BACKWARD CLASS YOUTH RELIEF COMMITTEE'S  
**BHIWAPUR MAHAVIDYALAYA**

BHIWAPUR DIST. NAGPUR- 441201  
ACCREDITED WITH GRADE 'B' (CGPA-2.54) BY NAAC, BENGALURU  
ISO-9001:2015

Academic Session – 2022-23

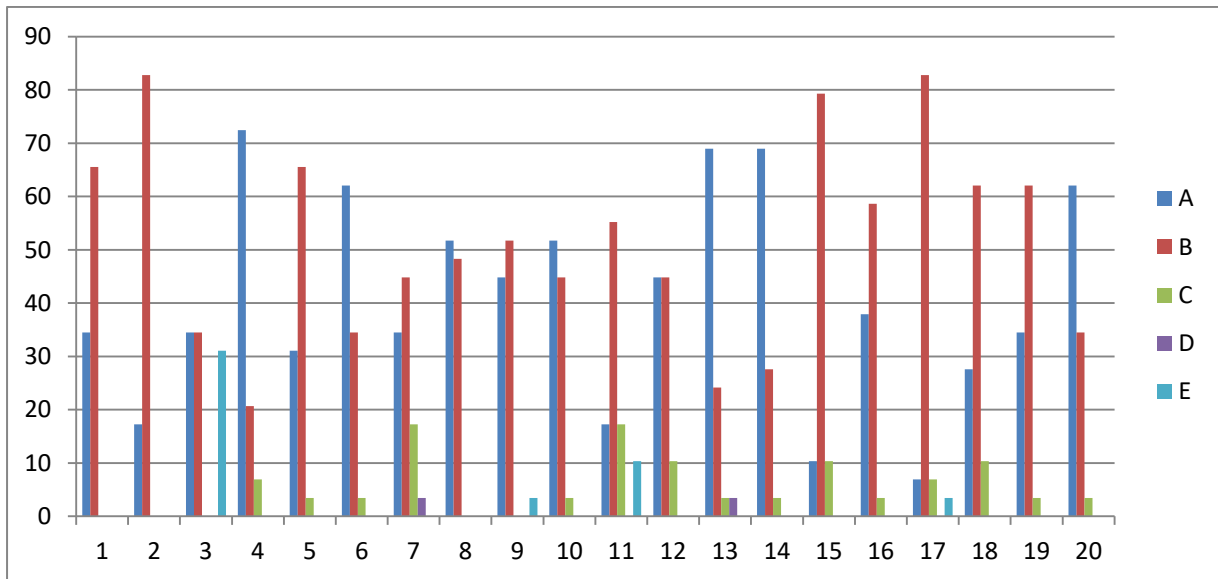
**Feedback from Parents on College**

Feedback form link- <https://forms.gle/ciDousCdjT7wH4nt5>

**Feedback Analysis**

Parents have given their response on a 5 -point Likert scale for-

- Option A- Strongly agree- 2.21
- Option B- agree- 2.41
- Option C- Strongly agree- 0.30
- Option D- Disagree- 0.04
- Option E- Strongly disagree- 0.02



On X-axis – Question number

On Y-axis- Response in %

- A- Strongly agree
- B- Agree
- C- Neither agree nor disagree
- D- Disagree
- E- Strongly disagree

For question 1 - 34% parents strongly agreed and 66% agreed.

**Interpretation-** 34% parents strongly agreed and 66% agreed that their ward is regular in the college

For question 2 - 17% parents strongly agreed, 83% agreed.

**Interpretation-** 17% parents strongly agreed, 83% agreed that they make regular enquiries of their ward's progress in study

For question 03 - 35% parents strongly agreed, 34% agreed and 31% strongly disagreed.

**Interpretation-**35% parents strongly agreed, 34% agreed and 31% strongly disagreed that they get information about their ward's educational progress through the Progress Card and also by visiting the college

For question 04 - 72% parents strongly agreed, about 21% agreed and 7% neither agreed nor disagreed.

**Interpretation-** 72% parents strongly agreed, about 21% agreed and 7% neither agreed nor disagreed that 'Parent-Teacher Association' functions are conducted in their ward's college

For question 05 - 31% parents strongly agreed, about 66% agreed and 3% neither agreed nor disagreed.

**Interpretation-** 31% parents strongly agreed, about 66% agreed and 3% neither agreed nor disagreed that 'The College has contributed to the overall development of their ward'.

For question 06 - 62% parents strongly agreed, about 35% agreed and 3% neither agreed nor disagreed.

**Interpretation-** 62% parents strongly agreed, about 35% agreed and 3% neither agreed nor disagreed that their ward should participate in extra-curricular activities other than from curricular activities.

For question 07- 34% parents strongly agreed, about 45% agreed, 17% neither agreed nor disagreed and 4% disagreed.

**Interpretation-** 34% parents strongly agreed, about 45% agreed, 17% neither agreed nor disagreed and 4% disagreed that they are ready to contribute in the development of the college

For question 08 - 52% parents strongly agreed and 48% agreed.

**Interpretation-** 52% parents strongly agreed and 48% agreed that they are satisfied with the facilities provided by the college

For question 09 - 45% parents strongly agreed, 52% agreed and 3% strongly disagreed.

**Interpretation-** 45% parents strongly agreed, 52% agreed and 3% strongly disagreed that teacher has pivotal role in the development of parents' educational progress.

For question 10 - 52% parents strongly agreed, 45% agreed and 3% neither agreed nor disagreed.

**Interpretation-** 52% parents strongly agreed, 45% agreed and 3% neither agreed nor disagreed that significant contribution of the college in the development of bhiwapur.

For question 11 - 17% parents strongly agreed, 55% agreed, 17% neither agreed nor disagreed and 10% strongly disagreed.

**Interpretation-** 17% parents strongly agreed, 55% agreed, 17% neither agreed nor disagreed and 10% strongly disagreed that they were satisfied with the placement and employment opportunities provided by the college

For question 12 - 45% parents strongly agreed, 45% agreed and 10% neither agreed nor disagreed.

**Interpretation-** 45% parents strongly agreed, 45% agreed and 10% neither agreed nor disagreed that they are satisfied with the functioning of Competitive exam. Preparation cell (UPSC/MPSC)

For question 13 - 69% parents strongly agreed, 24% agreed, 3% neither agreed nor disagreed and 3% disagreed.

**Interpretation-** 69% parents strongly agreed, 24% agreed, 3% neither agreed nor disagreed and 3% disagreed that they were satisfied with the safety and security of their ward in the college

For question 14 - 69% parents strongly agreed, 27% agreed and 3% neither agreed nor disagreed.

**Interpretation-** 69% parents strongly agreed, 27% agreed and 3% neither agreed nor disagreed that they were satisfied with the cleanliness and natural environment in the college campus

For question 15 - 10% parents strongly agreed, 79% agreed and 10% neither agreed nor disagreed.

**Interpretation-** 10% parents strongly agreed, 79% agreed and 10% neither agreed nor disagreed that they were satisfied with the functioning of "Parents' Consumer Society" in the college

For question 16 - 38% parents strongly agreed, 59% agreed and 3% neither agreed nor disagreed.

**Interpretation-** 38% parents strongly agreed, 59% agreed and 3% neither agreed nor disagreed that their level of satisfaction with the quality of education being imparted by the college.

For question 17 - 7% parents strongly agreed, 83% agreed, 7% neither agreed nor disagreed and 3% strongly disagreed.

**Interpretation-** 7% parents strongly agreed, 83% agreed, 7% neither agreed nor disagreed and 3% strongly disagreed that the administration of the college strives for

the wellbeing of wards and their parents in terms of imparting quality education.

For question 18 - 28% parents strongly agreed, 62% agreed and 10% neither agreed nor disagreed.

**Interpretation-** 28% parents strongly agreed, 62% agreed and 10% neither agreed nor disagreed that they were satisfied with the performance of non-teaching staff of the college

For question 19 - 34% parents strongly agreed, 62% agreed and 4% neither agreed nor disagreed.

**Interpretation-** 34% parents strongly agreed, 62% agreed and 4% neither agreed nor disagreed that the management has key role in the progress of college and its parents

For question 20 - 62% parents strongly agreed, 34% agreed and 3% neither agreed nor disagreed.

**Interpretation-** 62% parents strongly agreed, 34% agreed and 3% neither agreed nor disagreed that they were satisfied with the free and paid consultancy services in the college.

Compiled and submitted by –  
Asst. Prof. Amit S. Thakare  
Member Secretary, Feedback Committee

# Specimen Feedback Form



**BHIWAPUR MAHAVIDYALAYA, BHIWAPUR**

**(B Grade with 2.54 CGPA by NAAC Bengaluru)**

**Feedback of Parents on College**

**Internal Quality Assurance Mechanism aims at Continuous Improvement for Academic**

**Excellence and Results**

**Session – 2022 -2023**

Name: \_\_\_\_\_

Profession: \_\_\_\_\_

Kindly rate the performance on the following attributes on four point scale.

A (5.0)	B (4.0)	C (3.0)	D (2.0)	E (1.0)
Strongly Agree पुर्णपणे सहमत	Agree सहमत	Neither Agree – Nor Disagree ना सहमत – ना सहमत	Disagree असहमत	Strongly Disagree पुर्णपणे असहमत

Sr. No	Attributes	Marks				
		A	B	C	E	D
01	तुमचा पाल्य महाविद्यालयात नियमित जातो. Your ward is regular in the college					
02	आपण आपल्या पाल्याच्या अभ्यासाची चौकशी करता You make regular enquiries of your ward's progress in study					
03	आपल्या पाल्याच्या शैक्षणिक प्रगतिची माहिती प्रगतीपुस्तकांवरून व महाविद्यालयात जावून घेता You get information about your ward's educational progress through the Progress Card and also by visiting the college					
04	तुमचा पाल्य ज्या महाविद्यालयात अध्ययन करतो. तेथे पालक – शिक्षक संघ कार्यप्रवण आहे 'Parent-Teacher Association' functions in your ward's college					
05	तुमच्या पाल्याच्या सर्वांगीण विकासात महाविद्यालयाचे योगदान आहे असे वाटते The college has contributed to the overall development of your ward.					
06	तुमचा पाल्य अभ्यासक्रमाव्यतिरिक्त इतर शैक्षणिक उपक्रमांमध्ये सहभागी व्हायला पाहिजे. Your ward should participate in extra-curricular activities other than from curricular activities					
07	महाविद्यालयाच्या विकासात आपण सहकार्य करायला तयार आहात You are ready to contribute in the development of the					



	college					
08	महाविद्यालयाच्या सोयी, सवलती व उपकरणांविषयी आपण समाधानी आहात You are satisfied with the facilities provided by the college					
09	विद्यार्थ्यांच्या शैक्षणिक विकासात शिक्षकांची भूमिका महत्त्वपूर्ण आहे Teacher has pivotal role in the development of students' educational progress					
10	भिवापूर शहराच्या विकासात महाविद्यालयाचे योगदान महत्त्वपूर्ण आहे Significant contribution of the college in the development of Bhiwapur.					
11	महाविद्यालयाच्या माध्यमातून तुमच्या पाल्याला पुरविण्यात येणाऱ्या रोजगाराच्या संधिबाबत आपण समाधानी आहात Satisfied with the Placement and employment opportunities provided by the college					
12	स्पर्धा परीक्षा मार्गदर्शन केंद्राच्या (UPSC/MPSC) सुविधेबाबत आपण समाधानी आहात. You are satisfied with the functioning of Competitive exam. preparation cell (UPSC/MPSC)					
13	महाविद्यालयातर्फे तुमच्या पाल्याची घेण्यात येणाऱ्या सुरक्षा व संरक्षणाबाबत आपण समाधानी आहात Satisfied with the safety and security of your ward in the college					
14	महाविद्यालयातील स्वच्छता व नैसर्गिक पर्यावरणाबाबत आपण किती समाधानी आहात The extent to which you are satisfied with the cleanliness and natural environment in the college campus					
15	महाविद्यालयातील विद्यार्थी ग्राहक भंडाराच्या सुविधेबाबत आपण समाधानी आहात Satisfied with the functioning of "Students' Consumer Society" in the college					
16	आपल्या पाल्याला महाविद्यालयात शिक्षकांकडून दिल्या जाणाऱ्या शिक्षणाच्या दर्जाबाबत आपण समाधानी आहात Your level of satisfaction with the quality of education being imparted by the college					
17	महाविद्यालयातील प्रशासकीय व्यवस्था विद्यार्थी व पालकांच्या गुणात्मक शिक्षणाच्या दृष्टिने हितवह आहे The administration of the college strives for the well being of wards and their parents in terms of imparting quality education.					
18	शिक्षकेतर कर्मचाऱ्यांच्या कामकाजाविषयी आपण समाधानी आहात Satisfied with the performance of non-teaching staff of the college					
19	संस्थाचालकांची विद्यार्थ्यांच्या व महाविद्यालयाच्या विकासात महत्त्वाची भूमिका आहे.					

	The management has key role in the progress of college and its students					
20	महाविद्यालयातर्फे मोफत व विकत पुरविल्या जाणाऱ्या सेवांबाबत आपण समाधानी आहात Satisfied with the free and paid consultancy services in the college					
21	पुढिल काळात आणखी काही सोयी पुरविण्याबाबत तुमच्या काही सुचना . Any suggestions for further improvements-					
		<b>Signature</b>				



BACKWARD CLASS YOUTH RELIEF COMMITTEE'S  
**BHIWAPUR MAHAVIDYALAYA**

BHIWAPUR DIST. NAGPUR- 441201  
ACCREDITED WITH GRADE 'B' (CGPA-2.54) BY NAAC, BENGALURU  
ISO-9001:2015

**Academic Session – 2022-23**

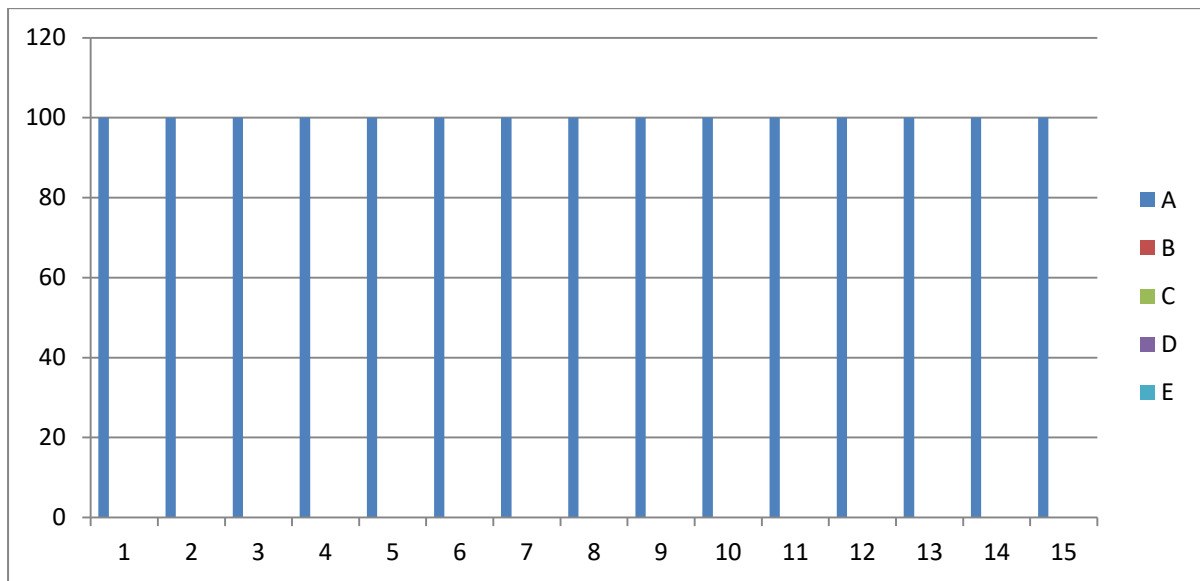
**Feedback of Teachers on College**

Feedback form link- <https://forms.gle/L8N6czP9DchXsuVGA>

**Feedback Analysis**

Teachers have given their response on a 5 -point Likert scale for-

Option A- Strongly agree-	5.00
Option B- Agree-	0.00
Option C- Neither agree nor disagree-	0.00
Option D- Disagree-	0.00
Option E- Strongly disagree-	0.00



On X-axis – Question number

On Y-axis- Response in %

- A- Strongly agree
- B- Agree
- C- Neither agree nor disagree
- D- Disagree
- E- Strongly disagree

For question 1 – 100% teaching staff strongly agreed.

**Interpretation-** 100% teaching staff strongly agreed that syllabus is suitable to the course.

For question 2 - 100% teaching staff strongly agreed.

**Interpretation-** 100% teaching staff strongly agreed that aims and objectives of the syllabi are well defined and clear to teachers and students.

For question 3 - 100% teaching staff strongly agreed.

**Interpretation-** 100% teaching staff strongly agreed that course content is followed by corresponding reference materials.

For question 4 - 100% teaching staff strongly agreed.

**Interpretation-** 100% teaching staff strongly agreed that sufficient numbers of prescribed books are available in the library

For question 5 - 100% teaching staff strongly agreed.

**Interpretation-** 100% teaching staff strongly agreed that the course/syllabus has good balance between theory and Application

For question 6 - 100% teaching staff strongly agreed.

**Interpretation-** 100% teaching staff strongly agreed that the books prescribed/listed as reference materials are relevant, easily available in the library.

For question 7 - 100% teaching staff strongly agreed.

**Interpretation-** 100% teaching staff strongly agreed that infrastructural facilities, such as teacher's rooms, class rooms, reading rooms and toilets are available in the Institution

For question 8 - 100% teaching staff strongly agreed.

**Interpretation-** 100% teaching staff strongly agreed that separate facility is available for the faculty in the canteen.

For question 9 - 100% teaching staff strongly agreed.

**Interpretation-** 100% teaching staff strongly agreed that tests and examinations are conducted well in time with proper coverage of all units in the syllabus.

For question 10 - 100% teaching staff strongly agreed.

**Interpretation-** 100% teaching staff strongly agreed that I have the freedom to adopt new techniques/strategies of teaching such as seminar presentations, group discussions and learners' participations.

For question 11 - 100% teaching staff strongly agreed.

**Interpretation-** 100% teaching staff strongly agreed that I have the freedom to adopt/adapt new techniques/strategies of testing and assessment of students

For question 12 - 100% teaching staff strongly agreed.

**Interpretation-** 100% teaching staff strongly agreed that the environment in the institution is conducive for teaching and research.

For question 13 - 100% teaching staff strongly agreed.

**Interpretation-** 100% teaching staff strongly agreed that the administration is teacher friendly.

For question 14 - 100% teaching staff strongly agreed.

**Interpretation-** 100% teaching staff strongly agreed that the institution provides adequate and smooth support for projects and research facilities.

For question 15 - 100% teaching staff strongly agreed.

**Interpretation-** 100% teaching staff strongly agreed that provisions for professional development are non-discriminatory and fair

Compiled and submitted by –

Asst. Prof. Amit S. Thakare

Member Secretary, Feedback Committee



## Specimen Feedback Form

**BHIWAPUR MAHAVIDYALAYA, BHIWAPUR**  
(B Grade with 2.54 CGPA by NAAC Bengaluru)

*Feedback of Teacher on College*

**Internal Quality Assurance Mechanism aimed at Continuous Improvement for  
Academic Excellence and Result**

**Session – 2022 -2023**

**Name:** \_\_\_\_\_

**Department:** \_\_\_\_\_

**Kindly rate the performance on the following attributes on five point scale**

<b>Strongly agree- 5.00</b>	<b>Agree- 4.00</b>	<b>Neither agree nor disagree- 3.00</b>	<b>Disagree- 2.00</b>	<b>Strongly disagree- 1.0</b>
<b>A</b>	<b>B</b>	<b>C</b>	<b>D</b>	<b>E</b>

<b>Sr. No</b>	<b>Attributes</b>	<b>Marks</b>				
		<b>A</b>	<b>B</b>	<b>C</b>	<b>D</b>	<b>E</b>
<b>1</b>	Syllabus is suitable to the course.					
<b>2</b>	Aims and objectives of the syllabi are well defined and clear to teachers and students.					
<b>3</b>	Course content is followed by corresponding reference materials.					
<b>4</b>	Sufficient numbers of prescribed books are available in the Library					
<b>5</b>	The course/syllabus has good balance between theory and application					
<b>6</b>	The books prescribed/listed as reference materials are relevant, easily available in the Library.					
<b>7</b>	Infrastructural facilities, such as teacher's rooms, class rooms, reading rooms and toilets are available in the Institution					
<b>8</b>	Separate facility is available for the faculty in the canteen.					
<b>9</b>	Tests and examinations are conducted well in time with proper coverage of all units in the syllabus.					

<b>10</b>	I have the freedom to adopt new techniques/strategies of teaching such as seminar presentations, group discussions and learners' participations.					
<b>11</b>	I have the freedom to adopt/adapt new techniques/strategies of testing and assessment of students					
<b>12</b>	The environment in the institution is conducive for teaching and research.					
<b>13</b>	The administration is teacher friendly.					
<b>14</b>	The Institution provides adequate and smooth support for projects and research facilities.					
<b>15</b>	Provisions for professional development are non-discriminatory and fair					
<b>16</b>	Suggestions for future improvements :					
	<b>Signature</b>					



BACKWARD CLASS YOUTH RELIEF COMMITTEE'S  
**BHIWAPUR MAHAVIDYALAYA**

BHIWAPUR DIST. NAGPUR- 441201  
ACCREDITED WITH GRADE 'B' (CGPA-2.54) BY NAAC, BENGALURU  
ISO-9001:2015

Academic Session – 2022-23

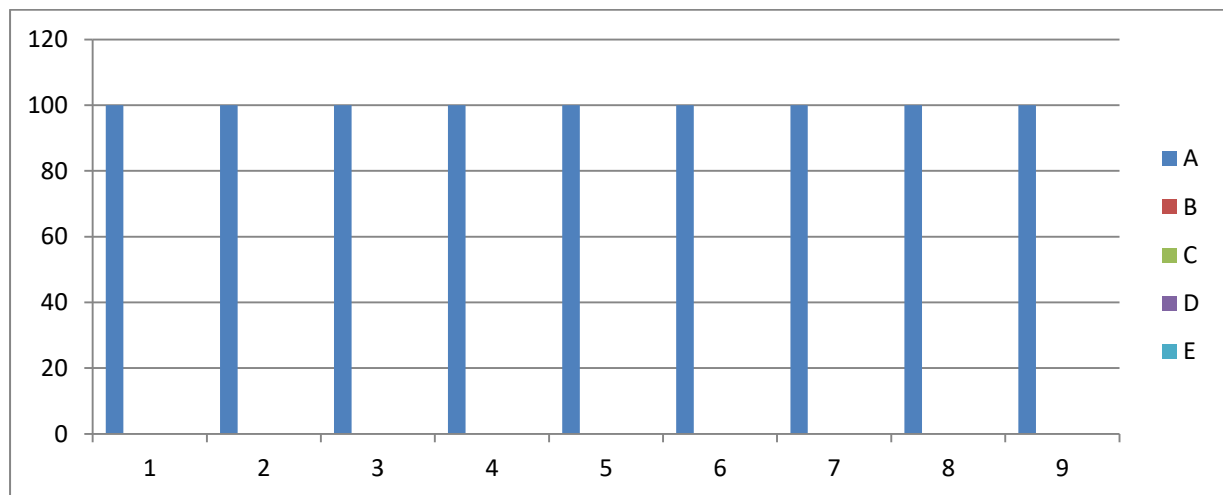
Feedback of Non-Teaching Staff on College

Feedback form link- <https://forms.gle/BtDpucuRn2Zgg4CC8>

**Feedback Analysis**

Non-Teaching Staff have given their response on a 5 -point Likert scale for-

Option A- Strongly agree-	5.00
Option B- Agree-	0.00
Option C- Neither agree nor disagree -	0.00
Option D- Disagree-	0.00
Option E- Strongly disagree-	0.00



On X-axis – Question number

On Y-axis- Response in %

- A- Strongly agree
- B- Agree
- C- Neither agree nor disagree
- D- Disagree
- E- Strongly disagree

For question 1 - 100% non-teaching staff strongly agreed.

**Interpretation-** All non-teaching staff strongly agreed that modern technology is used in the day-to day functioning of the college.

For question 2 - 100% non-teaching staff strongly agreed.

**Interpretation-** All non-teaching staff strongly agreed that ICT is made mandatory for all the employees of the college.



For question 3 - 100% Non-Teaching Staff strongly agreed.

**Interpretation-** All non-teaching staff strongly agreed that workshops and training sessions are organized to increase the efficiency of non –teaching staff.

For question 4 - 100% non-teaching staff strongly agreed.

**Interpretation-** All non-teaching staff strongly agreed that they are aware of their accountability towards work.

For question 5 - 100% non-teaching staff strongly agreed.

**Interpretation-** All Non-Teaching Staff strongly agreed that they are ready to help students during their academic sojourn

For question 6 - 100% non-teaching staff strongly agreed.

**Interpretation-** All non-teaching staff strongly agreed that their work is done without any partiality or discrimination towards others

For question 7 - 100% non-teaching staff strongly agreed.

**Interpretation-** All non-teaching staff strongly agreed that they are aware of their Sense of responsibility for college

For question 8 - 100% non-teaching staff strongly agreed.

**Interpretation-** All non-teaching staff strongly agreed that they are satisfied with the work culture of the principal and the environment of the college.

For question 9 - 100% non-teaching staff strongly agreed.

**Interpretation-** All non-teaching staff strongly agreed that they ensure active participation in all activities of the college.

Compiled and submitted by –

Asst. Prof. Amit S. Thakare  
Member Secretary, Feedback Committee



## Specimen Feedback Form

BHIWAPUR MAHAVIDYALAYA, BHIWAPUR  
(B Grade with 2.54 CGPA by NAAC Bengaluru)  
Feedback of Non-Teaching Staff on College

Internal Quality Assurance Mechanism aims at Continuous Improvement for Academic  
Excellence and Results  
Session – 2022- 2023

Name: \_\_\_\_\_

Kindly rate the performance on the following attributes the five point scale

Strongly agree- 5.00	Agree- 4.00	Neither agree nor disagree- 3.00	Disagree- 2.00	Strongly disagree- 1.0
A	B	C	D	E

Sr. No	Attributes	Marks				
		A	B	C	D	E
01	महाविद्यालयाचे कार्यालयीन कामकाजात आधुनिक पध्दतीचा अवलंब केला जातो Modern Technology is used in the day-to day functioning of the college.					
02	महाविद्यालयातील सर्व शिक्षकेत्तर कर्मचाऱ्यांसाठी माहिती व संवाद तंत्र आवश्यक करण्यात आलेले आहे. ICT is made mandatory for all the employees of the college.					
03	शिक्षकेत्तर कर्मचाऱ्यामध्ये कार्यकुशलता वाढावी यासाठी कार्यशाळा किंवा प्रशिक्षणाचे आयोजन केले जाते Workshops and Training Sessions are organized to increase the efficiency of non-teaching Staff.					
04	आपल्या कार्याप्रती आपण जागरूक आहोत. Aware of our accountability towards work.					
05	आपण विद्यार्थ्यांच्या शैक्षणिक अडचणी दुर करण्यास तत्पर असता Ready to help students during their academic sojourn					
06	महाविद्यालयातील इतर कर्मचाऱ्यांशी कोणताही भेदभाव न					





BACKWARD CLASS YOUTH RELIEF COMMITTEE'S  
**BHIWAPUR MAHAVIDYALAYA**

BHIWAPUR DIST. NAGPUR- 441201  
ACCREDITED WITH GRADE 'B' (CGPA-2.54) BY NAAC, BENGALURU  
ISO-9001:2015

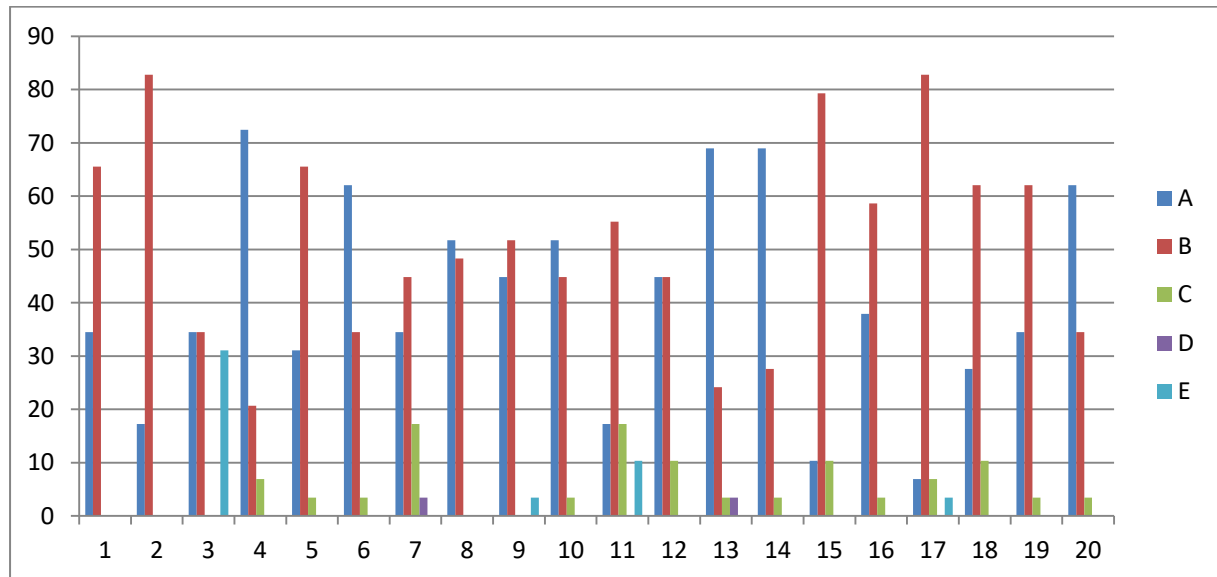
**Academic Session – 2022-23**  
**Feedback from Alumni on College**

Feedback form link- <https://forms.gle/c3RRjWzvoAtTweS57>

**Feedback Analysis**

**Alumni have given their response on a 5 -point Likert scale for-**

Option A- Strongly agree-	2.22
Option B- agree-	2.41
Option C- Neither agree nor disagree -	0.30
Option D- Disagree-	0.04
Option E- Strongly disagree-	0.02



On X-axis – Question number

On Y-axis- Response in %

- A- Strongly agree
- B- Agree
- C- Neither agree nor disagree
- D- Disagree
- E- Strongly disagree

For question 1 - 34% alumni strongly agreed and 66% agreed.

**Interpretation-** 34% alumni strongly agreed and 66% agreed ``that the college is keeping up with the changing times.

For question 2 - 17% alumni strongly agreed and 83% agreed.

**Interpretation-** 17% alumni strongly agreed and 83% agreed that the college is empowered to help students achieve their goals.

For question 3 - 35% alumni strongly agreed, 34% agreed and 31% strongly disagreed.

**Interpretation-** 35% alumni strongly agreed, 34% agreed and 31% strongly disagreed that students are acquainted with the information and communication technologies used in the classrooms.

For question 04 - 72% alumni strongly agreed, 21% agreed and 7% neither agreed nor disagreed.

**Interpretation-** 72% alumni strongly agreed, 21% agreed and 7% neither agreed nor disagreed that the administration of the college is vibrant in nature.

For question 05 - 31% alumni strongly agreed, 66% agreed and 3% neither agreed nor disagreed.

**Interpretation-** 31% alumni strongly agreed, 66% agreed and 3% neither agreed nor disagreed that the college is equipped with sufficient number of computers.

For question 06 - 62% alumni strongly agreed, 35% agreed and 3% neither agreed nor disagreed.

**Interpretation-** 62% alumni strongly agreed, 35% agreed and 3% neither agreed nor disagreed that college library is updated from time to time.

For question 07- 34% alumni strongly agreed, 45% agreed, 17% neither agreed nor disagreed and 3% disagreed.

**Interpretation-** 34% alumni strongly agreed, 45% agreed, 17% neither agreed nor disagreed and 3% disagreed that college has long term policies for the bright future of the students.

For question 08 - 52% alumni strongly agreed and 48% agreed.

**Interpretation-** 52% alumni strongly agreed and 48% agreed that satisfied with the sports and other facilities available in the college.

For question 09 - 45% alumni strongly agreed, 52% agreed and 3% strongly disagreed.

**Interpretation-** 45% alumni strongly agreed, 52% agreed and 3% strongly disagreed that they see the enhancement in the quality of teachers over a period of time.

For question 10 - 52% alumni strongly agreed, 45% agreed and 3% neither agreed nor disagreed.

**Interpretation-** 52% alumni strongly agreed, 45% agreed and 3% neither agreed nor disagreed that visible and marked benefits in students' personalities from the enhanced quality of teachers.

For question 11 - 17% alumni strongly agreed, 55% agreed, 18% neither agreed nor disagreed and 10% strongly disagreed.

**Interpretation-** 17% alumni strongly agreed, 55% agreed, 18% neither agreed nor disagreed and 10% strongly disagreed that college actively involves in community development programmes.

For question 12 - 45% alumni strongly agreed, 45% agreed and 10% neither agreed nor disagreed.

**Interpretation-** 45% alumni strongly agreed, 45% agreed and 10% neither agreed nor disagreed that Timely aid is provided to the needy and poor students.

For question 13 - 69% alumni strongly agreed, 24% agreed, 4% neither agreed nor disagreed and 3% disagreed.

**Interpretation-** 69% alumni strongly agreed, 24% agreed, 4% neither agreed nor disagreed and 3% disagreed that their contribution in the development of the college is ensured.

For question 14 - 69% alumni strongly agreed, 28% agreed and 3% neither agreed nor disagreed.

**Interpretation-** 69% alumni strongly agreed, 28% agreed and 3% neither agreed nor disagreed that alumni are motivated by valuing their efforts through periodic motivation in the form of prizes.

For question 15 - 10% alumni strongly agreed, 79% agreed and 10% neither agreed nor disagreed.

**Interpretation-** 10% alumni strongly agreed, 79% agreed and 10% neither agreed nor disagreed that alumni are trained to participate in the cultural programmes (Dance, Drama etc.).

For question 16 - 38% alumni strongly agreed, 59% agreed and 3% neither agreed nor disagreed.

**Interpretation-** 38% alumni strongly agreed, 59% agreed and 3% neither agreed nor disagreed that that they are satisfied with the facilities made available in the competitive guidance centre.

For question 17 - 7% alumni strongly agreed, 83% agreed, 7% neither agreed nor disagreed and 3% strongly disagreed.

**Interpretation-** 7% alumni strongly agreed, 83% agreed, 7% neither agreed nor disagreed and 3% strongly disagreed that they are satisfied with the employment opportunities made available in the college for the students.

For question 18 - 28% alumni strongly agreed, 62% agreed and 10% neither agreed nor disagreed.

**Interpretation-** 28% alumni strongly agreed, 62% agreed and 10% neither agreed nor disagreed that they are satisfied with the free and paid consultancy services offered in the college.

For question 19 - 35% alumni strongly agreed, 62% agreed and 4% neither agreed nor disagreed.

**Interpretation-** 34% alumni strongly agreed, 62% agreed and 4% neither agreed nor disagreed that they are satisfied with the social activities taken up by the college.

For question 20 - 62% alumni strongly agreed, 34% agreed and 4% neither agreed nor disagreed.

**Interpretation-** 62% alumni strongly agreed, 34% agreed and 4% neither agreed nor disagreed that full contribution for the overall development of the college is ensured.

Compiled and submitted by –

Asst. Prof. Amit S. Thakare

Member Secretary, Feedback Committee

## Specimen Feedback Form



### BHIWAPUR MAHAVIDYALAYA, BHIWAPUR

(B Grade with 2.54 CGPA by NAAC Bengaluru)

#### Feedback of Alumni on College

Internal Quality Assurance Mechanism aims at Continuous Improvement for Academic

Excellence and Results

Session – 2022 -2023

प्रिय विद्यार्थ्यांनो,

बॅकवर्ड क्लास युथ रिलीफ कमिटीच्या अंतर्गत भिवापूर महाविद्यालय, भिवापूर जि. नागपूर येथून आपण स्नातक, स्नातकोत्तर पदवी, डॉक्टरल अभ्यासक्रम पूर्ण केला त्याबद्दल आपले आभार. हा अर्ज आपल्याकडून काही सुचना, नविन अपेक्षा इ.बद्दल माहिती मिळण्यासाठी तयार केलेला आहे. करिता आपण ते सुचवावे.

Dear Alumnus,

Thanks for considering Backward Class Youth Relief Committee's Bhiwapur Mahavidyalaya as a source of your Graduate / Post Graduate/ Doctoral Studies. This form has been designed to seek your suggestions or comments about the college.

Name: \_\_\_\_\_

Profession: \_\_\_\_\_

E- mail - .....

Contact no - .....

Kindly rate the performance on the following attributes on five point scale

A (5.0)	B (4.0)	C (3.0)	D (2.0)	E (1.0)
Strongly Agree पुर्णपणे सहमत	Agree सहमत	Neither Agree – Nor Disagree ना सहमत – ना सहमत	Disagree असहमत	Strongly Disagree पुर्णपणे असहमत

Sr. No	Attributes	Marks				
		A	B	C	D	E
01	महाविद्यालय काळानुसार बदलत आहे. The college is keeping up with the changing times.					
02	महाविद्यालय विद्यार्थ्यांचे ध्येय गाठण्यासाठी सक्षम आहे. The college is empowered to help students achieve their goals.					



03	महाविद्यालयात विद्यार्थी माहिती व संचारच्या माध्यमातून वर्गामध्ये दिल्या जाण्याच्या शिक्षणाबद्दल परिचित आहे. Students are acquainted with the Information and Communication Technologies used in the classrooms.					
04	महाविद्यालयातील प्रशासन व्यवस्था गतीषिल आहे. The Administration of the college is vibrant in nature.					
05	महाविद्यालय संपूर्ण संगणकीकृत करण्यात आले आहे. The college is equipped with sufficient number of computers.					
06	महाविद्यालयाचे ग्रंथालय अध्यावत आहे. College Library is updated from time to time					
07	महाविद्यालय विद्यार्थ्यांच्या उज्वल भविष्यासाठी काही दिर्घकालीन योजना राबविते College has long term policies for the bright future of the students.					
08	महाविद्यालयातील खेळ व उपलब्ध सुविधेविषयी आपण समाधानी आहात Satisfied with the Sports and other facilities available in the college.					
09	महाविद्यालयातील शिक्षकांच्या गुणवत्तामध्ये वाढ झाली आहे. Enhancement in the quality of teachers over a period of time.					
10	शिक्षकांच्या गुणवत्तावाढीचा फायदा विद्यार्थ्यांना होतो आहे. Visible and marked benefits in students' personalities from the enhanced quality of teachers.					
11	महाविद्यालय गावातील सामाजिक कार्यामध्ये सहभागी होत असते. College actively involves in Community Development programmes					
12	महाविद्यालय गरजू व गरिब विद्यार्थ्यांना मदत करते. Timely aid is provided to the needy and poor students.					
13	तुम्ही महाविद्यालयाच्या विकासासाठी काही योगदान करता Your contribution in the development of the college is ensured					
14	गुणवत्ताधारक विद्यार्थ्यांना आपण बक्षिसे देवून प्रोत्साहित करता					





BACKWARD CLASS YOUTH RELIEF COMMITTEE'S  
**BHIWAPUR MAHAVIDYALAYA**

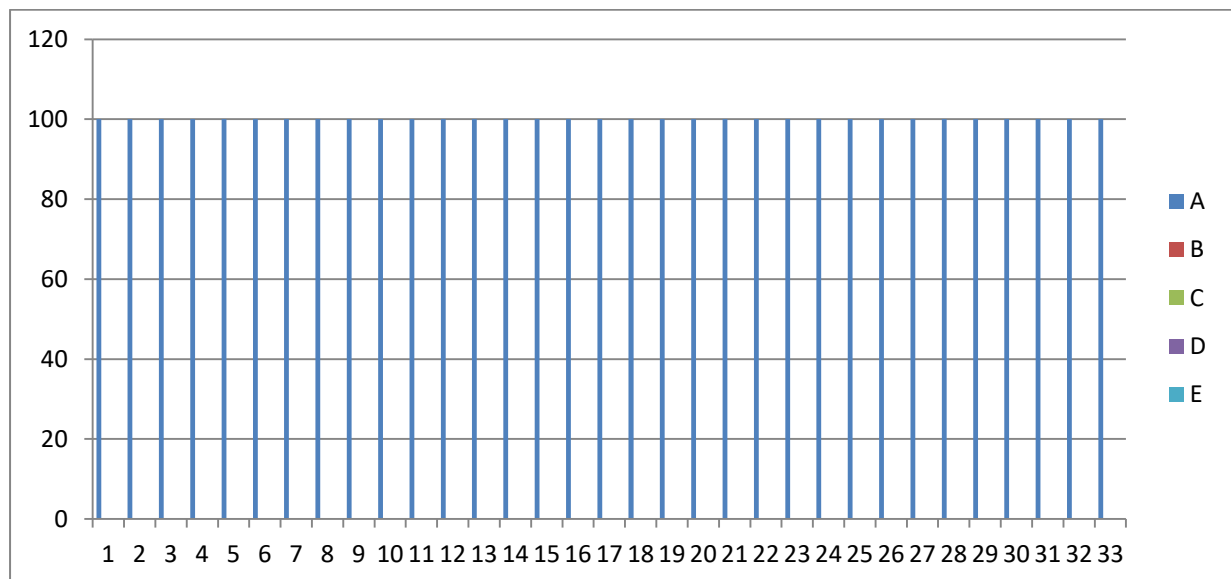
BHIWAPUR DIST. NAGPUR- 441201  
ACCREDITED WITH GRADE 'B' (CGPA-2.54) BY NAAC, BENGALURU  
ISO-9001:2015

Academic Session – 2022-23  
Feedback of Management on college

Feedback Analysis

Management have given their Responses on a 5 -point Likert Scale for-

Option A- Strongly agree-	5.00
Option B- Agree-	0.00
Option C- Neither agree nor disagree -	0.00
Option D- Disagree-	0.00
Option E- Strongly disagree-	0.00



On X-axis – Question number

On Y-axis- Response in %

- A- Strongly agree
- B- Agree
- C- Neither agree nor disagree
- D- Disagree
- E- Strongly disagree

For question 1 – 100% management members strongly agreed.

**Interpretation-** 100% management member strongly agreed that the college strives to fulfill the objectives for which it has been started.

For question 2 – 100% management members strongly agreed.

**Interpretation-** 100% management members strongly agreed that students of the college pursue intellectual, social and cultural programmes apart from being part of teaching-learning & evaluation processes.

For question 3 – 100% management members agreed.

**Interpretation-** 100% management members agreed that the administration of the college encourages ICT in imparting quality education.

For question 4 – 100% management members strongly agreed.

**Interpretation-** 100% management members strongly agreed that apart from regular academic guidance students are sensitized towards intellectual, social and cultural heritage of India as well as the entire world from time to time.

For question 5 – 100% management members strongly agreed.

**Interpretation-** 100% management members strongly agreed that the administration is committed in its outlook

For question 6 – 100% management members strongly agreed.

**Interpretation-** 100% management members strongly agreed that faculty is inclined towards research work and up-gradation of knowledge from time to time

For question 7 – 100% management members strongly agreed.

**Interpretation-** 100% management members strongly agreed that ample sports infrastructural facilities and opportunities are available for the students and staff of the college.

For question 8 – 100% management members strongly agreed.

**Interpretation-** 100% management members strongly agreed that scholarship facilities are provided to the students through various government schemes.

For question 9 – 100% management members strongly agreed.

**Interpretation-** 100% management members strongly agreed that separate washrooms are available for women faculty and girl students of the college.

For question 10 – 100% management members strongly agreed.

**Interpretation-** 100% management members strongly agreed that management is made aware of the day to day activities of the college.

For question 11– 100% management members strongly agreed.

**Interpretation-** 100% management members strongly agreed that dress code is implemented for the faculty as well as for the students.

For question 12 – 100% management members strongly agreed.

**Interpretation-** 100% management members strongly agreed that staff of the college is well versed with ICT.

For question 13– 100% management members strongly agreed.

**Interpretation-** 100% management members strongly agreed that the college indulges in its readiness in all areas to provide employment through quality education.

For question 14 – 100% management members strongly agreed.

**Interpretation-** 100% management members strongly agreed that implementation of various government schemes for the poor and needy students.

For question 15– 100% management members strongly agreed.

**Interpretation-** 100% management members strongly agreed that apart from imparting education, the college is active in its Institutional Social Responsibilities (ISR) towards the poor and the needy through its various outreach programmes.

For question 16– 100% management members agreed.

**Interpretation-** 100% management members agreed that contribution of alumni in promoting and shaping the future citizens of India.

For question 17 – 100% management members strongly agreed.

**Interpretation-** 100% management members strongly agreed that mutual trust, coordination and understanding among the teachers, students, parents and the alumni.

For question 18– 100% management members strongly agreed.

**Interpretation-** 100% management members strongly agreed that de-addiction programmes are organized in its letter and spirit.

For question 19– 100% management members strongly agreed.

**Interpretation-** 100% management members strongly agreed that striving hard to keep the campus eco- friendly and green.

For question 20– 100% management members strongly agreed.

**Interpretation-** 100% management members strongly agreed that self-financed courses are implemented.

For question 21– 100% management members strongly agreed.

**Interpretation-** 100% management members strongly agreed that students are benefited by various schemes/projects of the University Grants Commission.

For question 22 – 100% management members strongly agreed.

**Interpretation-** 100% management members strongly agreed that students are continuously motivated to carry research work with the faculty.

For question 23– 100% management members agreed.

**Interpretation-** 100% management members agreed that use of ICT in imparting quality education.

For question 24– 100% management members strongly agreed.

**Interpretation-** 100% management members strongly agreed that the institution is striving for getting the status of college with potential for excellence.

For question 25– 100% management members strongly agreed.

**Interpretation-** 100% management members strongly agreed that the college always bears in mind the mission and vision of the institute.

For question 26– 100% management members strongly agreed.

**Interpretation-** 100% management members strongly agreed that library and administration departments are computerized.

For question 27– 100% management members strongly agreed.

**Interpretation-** 100% management members strongly agreed that gym facility is available in the campus.

For question 28– 100% management members strongly agreed.

**Interpretation-** 100% management members strongly agreed that the college runs fully/partially on solar/renewable energy

For question 29– 100% management members strongly agreed.

**Interpretation-** 100% management members strongly agreed that the college ensures water harvesting in the entire campus.

For question 30 – 100% management members strongly agreed.

**Interpretation-** 100% management members strongly agreed that the canteen services are in tandem with requirements and health of the students.

For question 31– 100% management members strongly agreed.

**Interpretation-** 100% management members strongly agreed that grievances' of the employees are addressed from time to time.

For question 32 – 100% management members strongly agreed.

**Interpretation-** 100% management members strongly agreed that faculties are provided computers with updated technology.

For question 33– 100% management members strongly agreed.

**Interpretation-** 100% management members strongly agreed that women's grievance cell functions in tandem with the rules laid down by the university.

Prepared and submitted by –

Asst. Prof. Amit S. Thakare  
Member Secretary, Feedback Committee



## Specimen Feedback Form

BHIWAPUR MAHAVIDYALAYA, BHIWAPUR  
(B Grade with 2.54 CGPA by NAAC Bengaluru)

### Feedback of Management on College

(BACKWARD CLASS YOUTH RELIEF COMMITTEE, KHAMLA, NAGPUR)

Internal Quality Assurance Mechanism aimed at Continuous Improvement for Academic  
Excellence and Results  
Session – 2022-2023

Name: \_\_\_\_\_

Designation: \_\_\_\_\_

Kindly rate the performance on the following attributes on five point scale

Strongly agree- 5.00	Agree- 4.00	Neither agree nor disagree- 3.00	Disagree- 2.00	Strongly disagree- 1.0
A	B	C	D	E

Sr. No	Attributes	Marks				
		A	B	C	D	E
01	महाविद्यालय ज्या उद्दिष्टांसाठी सुरु केल्या गेले त्याची पूर्ती करते The college strives to fulfill the objectives for which it has been started.					
02	शैक्षणिक प्रक्रियेव्यतिरिक्त महाविद्यालयीन विद्यार्थी, बौद्धिक सामाजिक व सांस्कृतिक कार्यक्रमात सहभागी होतात. Students of the college pursue intellectual, social and cultural programmes apart from being part of teaching-learning & evaluation processes.					
03	महाविद्यालय प्रशासन आधुनिक पध्दतीने गुणात्मक शिक्षण (आय. सी.टी.) देण्यासाठी प्रोत्साहित करते. The Administration of the college encourages ICT in imparting quality education.					
04	महाविद्यालयातील विद्यार्थ्यांना शिक्षणाव्यतिरिक्त, भारतातील तसेच जगातील बौद्धिक, सामाजिक व सांस्कृतिक वारसा जपण्यासाठी वेळोवेळी जागृत केल्या जाते. Apart from regular academic guidance students are sensitized towards intellectual, social and cultural heritage of India as well as the entire world from time to time .					
05	महाविद्यालयातील प्रशासन व्यवस्था दृष्टीकोनात वचनबद्ध आहे The Administration is committed in its outlook					
06	महाविद्यालयातील शिक्षक हे संशोधन व अद्यावत ज्ञान ग्रहणाकरीता					

	कार्यान्वीत आहे. Faculty is inclined towards Research work and up-gradation of knowledge from time to time					
07	महाविद्यालय विद्यार्थ्यांना तसेच कर्मचाऱ्यांना खेळाषी निगडीत पुरेष्ण सौयीसुविधल व संधी उपलब्ध करून देते Ample Sports infrastructural facilities and opportunities are available for the students and staff of the college.					
08	विद्यार्थ्यांना शलसनाच्या मलरुत विविध षिष्यवृत्ती महाविद्यालय उपलब्ध करून देते Scholarship facilities are provided to the students through various Government schemes					
09	महाविद्यालयातील महिलांसाठी व विद्यार्थीनीसाठी वेगवेगळे प्रसाधनगृह आहे Separate washrooms are available for women faculty and girl students of the college					
10	महाविद्यालयातील होणल्या विविध उपकृमललबलत व्यवस्थापन समितीलल मलहिती दिली जलत असते. Management is made aware of the day to day activities of the college.					
11	महाविद्यालयातील षिक्षकलंनल व विद्यार्थ्यांनल ड्रेसकोड ललगू केले आहे Dress code is implemented for the faculty as well as for the students					
12	महाविद्यालयीन कर्मचारी मलहिती व संवलद तंत्रज्ञलन(आय.सी.टी.) च्या ज्ञलनलबलबद उत्तम व निपूण आहे. Staff of the college is well versed with ICT					
13	महाविद्यालयातील विद्यार्थ्यांनल गुणलत्मक षिक्षणलद्वारे रोजगलर प्रलप्त करण्यलस महाविद्यालय तत्पर आहे The College indulges in its readiness in all areas to provide employment through quality education.					
14	महाविद्यालय गरीब व गरजू विद्यार्थ्यांकरीतल विविध सरकलरी योजनल कर्यलन्वित करते Implementation of various Government schemes for the poor and needy students					
15	षिक्षणलव्यतिरिक्त गलवलमध्ये व झोपडपट्यलमधील गरीब व गरजू लोकलंकरीतल सलमलजिक उत्तरदललतवलनुसलर संस्थलत्मक सलमलजिक जबलबदलरी (आय. एस.आर.) च्या मलध्यमलतून महाविद्यालय विविध कल्याणलत्मक कर्यकृम रलबलविते Apart from imparting education, the college is active in its Institutional Social Responsibilities (ISR) towards the poor and the needy through its various outreach programmes.					



16	महाविद्यालयातील माजी विद्यार्थी भारतातील भविष्यातील सुजान नागरिकांना आकार देण्यास कार्य करतात Contribution of Alumni in promoting and shaping the future citizens of India					
17	महाविद्यालयातील शिक्षक, विद्यार्थी व पालक महाविद्यालयाबाबत विष्वास संपादन करतात. Mutual trust, coordination and understanding among the teachers, students, parents and the alumni					
18	विद्यार्थी व कर्मचाऱ्यांसाठी नषाबंदी कार्यक्रम महाविद्यालय राबवित आहे. De-addiction programmes are organized in its letter and spirit					
19	महाविद्यालयीन परिसराचे हिरवळीकरण व सौंदर्यीकरण करण्यासाठी महाविद्यालय प्रयत्नरत आहे. Striving hard to keep the campus eco- friendly and green					
20	महाविद्यालयांनी स्व-अर्थसहाय्य अभ्यासक्रम (सेल्फ फायनन्सील कोर्स) चालु केले आहे Self-financed courses are implemented					
21	विद्यापीठ अनुदान आयोगाच्या विविध योजनांचा फायदा विद्यार्थ्यांना पोहचत आहे Students are benefited by various schemes/projects of the University Grants Commission					
22	विद्यार्थ्यांना शिक्षकांसोबतच संसोधन करण्यास प्रोत्साहित केल्या जाते. Students are continuously motivated to carry Research work with the faculty.					
23	महाविद्यालयामध्ये विद्यार्थ्यांच्या शैक्षणिक कार्यमध्ये अत्याधुनिक तंत्रज्ञानाचा(आय.सी.टी.) वापर करण्यात येते Use of ICT in imparting quality education.					
24	महाविद्यालय प्रोटेप्शियल एक्सलेन्स मिळविण्याकरीता प्रयत्न करत आहे. The Institution is striving for getting the status of College with Potential for Excellence.					
25	महाविद्यालय सदैव महाविद्यालयाचे कार्यक्षेत्र व दृष्टीकोन लक्षात ठेवून कार्य करते. The college always bears in mind the mission and vision of the Institute.					
26	ग्रंथालय व कार्यालय विभाग संगणकीकृत करण्यात आले आहे. Library and Administration departments are computerized.					





BACKWARD CLASS YOUTH RELIEF COMMITTEE'S  
**BHIWAPUR MAHAVIDYALAYA**

BHIWAPUR DIST. NAGPUR- 441201  
ACCREDITED WITH GRADE 'B' (CGPA-2.54) BY NAAC, BENGALURU  
ISO-9001:2015

**INDEX OF FEEDBACK ANALYSIS**  
Academic Session 2022-2023

S. No	Particulars	Action Taken Reports (Yes/ No)	Any Other
1	<ul style="list-style-type: none"><li>Students' Feedback (Bachelor of Arts, Bachelor of Commerce, Bachelor of Science and Master of Arts)</li><li>Students' Feedback on Teaching, Learning and Evaluation</li><li>Students' Feedback on the Institution</li></ul>	Yes	<ul style="list-style-type: none"><li>Appreciation Letters</li><li>Advisory Letters</li></ul>
2	Teachers Teachers' Feedback on College	Yes	-
3	Alumni	Yes	-
4	Parents	Yes	-
5	Non-Teaching Staff	Yes	-
6	Management	Yes	-



BACKWARD CLASS YOUTH RELIEF COMMITTEE'S  
**BHIWAPUR MAHAVIDYALAYA**

BHIWAPUR DIST. NAGPUR- 441201  
ACCREDITED WITH GRADE 'B' (CGPA-2.54) BY NAAC, BENGALURU  
ISO-9001:2015

**23 June 2023**

**To Whom So Ever It May Concern**

The Feedback Mechanism provides Quantifiable and Qualitative measures for improvisation in the Teaching- Learning process. It stands impoverished without proper actions being executed to bring the desired results on improvisations. The following Feedback forms have been received: Feedback of students on teachers, Students' Feedback on College, Teachers' Feedback on College, the Feed Back of Non-Teaching Staff on College, the Feedback of Alumni on College, the Feedback of Parents on College and the Feedback of Management on College.

Some of the highlights of the Feedback are as given below:

A graphical representation of the responses has been noted as per the Likert Scale of 'Strongly Agree', 'Agree', 'Neither Agree' nor 'Disagree', 'Disagree', 'Strongly Disagree'. The graph points out at some stray responses of 'Strongly Disagree' for a few questions. The Action Taken Report below gives the complete analysis of individual teachers which due to confidentiality has been conveyed in an amiable manner.

- Faculty was apprised of the responses and was asked to take the Feedback responses seriously as it could affect the learners' psyche.
- Feedback in the form of scepticism in the system and pedagogical approaches could initiate lacunae in imparting quality education.
- To introspect on the Feedback, and accordingly plan the dissemination of knowledge is the prime concern and priority for the Institution as per the Vision, Mission, Core Values and Quality Policy.

**Conclusion**

The faculties have taken the Feedback from the students very seriously and the Institution with its Mechanisms ensures to bring out positive results. The Institution believes in the competency of its faculty and provides opportunities to the faculties to update their pedagogical approaches. Advisory letters have been extended for further improvisations and Appreciation Letters expressing gratitude for the services extended by the faculty.

The Feedback along with the Action Taken Reports has been placed in the Meeting of the College Development Committee. A copy has been forwarded to the Members of the Foundation Society for their perusal.

Note – Copy of Advisory and Appreciation Letters as Appendix –II

Yours truly

Asst. Prof. Amit S. Thakare

Place – Bhiwapur



BACKWARD CLASS YOUTH RELIEF COMMITTEE'S  
**BHIWAPUR MAHAVIDYALAYA**

BHIWAPUR DIST. NAGPUR- 441201  
ACCREDITED WITH GRADE 'B' (CGPA-2.54) BY NAAC, BENGALURU  
ISO-9001:2015

**Action Taken Report on Feedback from Students on Teachers**  
**Academic Session: 2022-2023**

The Feedback Mechanism provides Quantifiable and Qualitative measures for improvisation in the Teaching-Learning process. The entire process will be a futile attempt without proper actions being executed to bring out the desired results on improvisations.

Some of the observations made in the Feedback on an average are as follows

A graphical representation of the responses has been noted as per the Likert Scale of 'Strongly Agree', 'Agree', 'Neither Agree' nor 'Disagree', 'Disagree', 'Strongly Disagree'.

**Findings-**

The graph shows some stray responses for the Question No-11 which reads as follows:

Q11. Evaluation is fair and unbiased.

**Action Taken Report**

The Action Taken Report below gives the complete analysis of individual responses and complete confidentiality has been maintained. The Institution has taken cognizance of the 5% of students who were of the opinion on Teachers being Unfair and Biased in their evaluation. The stray responses have been taken up and Teachers have been asked to be sensitive to the students while marking on their submissions. A policy has been adopted by the Examination and Evaluation Committee under the Chairmanship of the Principal and the IQAC.

The faculties have taken the Feedback from the students in good stead and are working towards achieving the envisioned goals of quality policy. Thus, the Institution, with its Mechanisms, ensures to bring out positive results.

Compiled and submitted by –

Asst. Prof. Amit S. Thakare

(Member Secretary, Feedback Committee)



BACKWARD CLASS YOUTH RELIEF COMMITTEE'S  
**BHIWAPUR MAHAVIDYALAYA**

BHIWAPUR DIST. NAGPUR- 441201

ACCREDITED WITH GRADE 'B' (CGPA-2.54) BY NAAC, BENGALURU

ISO-9001:2015

**Action Taken Report on Feedback from Students on College  
Academic Session – 2022 – 2023**

The Feedback Mechanism provides Quantifiable and Qualitative measures for improvisation in the Teaching-Learning process. The entire process will be a futile attempt without proper actions being executed to bring out the desired results on improvisations.

Some of the observations made in the Feedback on an average are as follows

A graphical representation of the responses has been noted as per the Likert Scale of 'Strongly Agree', 'Agree', 'Neither Agree' nor 'Disagree', 'Disagree', 'Strongly Disagree'.

**Findings -**

The graph points out at some stray responses of 'Strongly Disagree' for the question given below;

Q.6. Toilet/washrooms are clean and properly maintained.

Q.7. The classrooms are clean and well maintained.

**Action Taken Report**

For all the stray responses mentioned above of the Feedback Analysis , the concerned administration has taken cognizance of the vacant position of the House Keeping who has left the job and a replacement for the House keeping has been sought urgently on monthly basis The response is genuine and the efforts to resolve have yielded favourable responses from the students.

Compiled and submitted by –

Asst. Prof. Amit S. Thakare

(Member Secretary, Feedback Committee)



BACKWARD CLASS YOUTH RELIEF COMMITTEE'S  
**BHIWAPUR MAHAVIDYALAYA**

BHIWAPUR DIST. NAGPUR- 441201  
ACCREDITED WITH GRADE 'B' (CGPA-2.54) BY NAAC, BENGALURU  
ISO-9001:2015

**Action Taken Report on Feedback from Teachers on College**  
**Academic Session: 2022 - 2023**

The Feedback Mechanism provides Quantifiable and Qualitative measures for improvisation in the Teaching-Learning process. The entire process will be a futile attempt without proper actions being executed to bring out the desired results on improvisations.

Some of the observations made in the Feedback on an average are as follows

A graphical representation of the responses has been noted as per the Likert Scale of 'Strongly Agree', 'Agree', 'Neither Agree' nor 'Disagree', 'Disagree', 'Strongly Disagree'.

**Findings -**

All the teaching faculty members of the Institution 'Strongly Agreed' with the facilities provided with and the activities undertaken for them.

**Action Taken Report**

The Feedback given is highly appreciated and it will be binding on the Institution to carry forward the congenial work environment for the growth and development of the Institution and its stakeholders.

Compiled and submitted by –

Asst. Prof. Amit S. Thakare  
(Member Secretary, Feedback Committee)



BACKWARD CLASS YOUTH RELIEF COMMITTEE'S  
**BHIWAPUR MAHAVIDYALAYA**

BHIWAPUR DIST. NAGPUR- 441201  
ACCREDITED WITH GRADE 'B' (CGPA-2.54) BY NAAC, BENGALURU  
ISO-9001:2015

**Action Taken Report on Feedback from Non-Teaching Staff on College  
Academic Session 2022 - 2023**

The Feedback Mechanism provides Quantifiable and Qualitative measures for improvisation in the Teaching-Learning process. The entire process will be a futile attempt without proper actions being executed to bring out the desired results on improvisations.

Some of the observations made in the Feedback on an average are as follows

A graphical representation of the responses has been noted as per the Likert Scale of 'Strongly Agree', 'Agree', 'Neither Agree' nor 'Disagree', 'Disagree', 'Strongly Disagree'. The graph points out overall positive response from the non-teaching faculty members of the College.

**Findings:**

All the non-teaching faculty members of the Institution 'Strongly Agreed' with the facilities provided with and the activities undertaken for them.

**Action Taken Report**

The Feedback given is highly appreciated and it will be binding on the Institution to carry forward the congenial work environment for the growth and development of the Institution and its stakeholders.

Compiled and submitted by –

Asst. Prof. Amit S. Thakare  
(Member Secretary, Feedback Committee)





BACKWARD CLASS YOUTH RELIEF COMMITTEE'S  
**BHIWAPUR MAHAVIDYALAYA**

BHIWAPUR DIST. NAGPUR- 441201

ACCREDITED WITH GRADE 'B' (CGPA-2.54) BY NAAC, BENGALURU

ISO-9001:2015

**Action Taken Report on Feedback from Alumni on College  
Academic Session 2022 -2023**

The Feedback Mechanism provides Quantifiable and Qualitative measures for improvisation in the Teaching-Learning process. The entire process will be a futile attempt without proper actions being executed to bring out the desired results on improvisations.

Some of the observations made in the Feedback on an average are as follows

A graphical representation of the responses has been noted as per the Likert Scale of 'Strongly Agree', 'Agree', 'Neither Agree' nor 'Disagree', 'Disagree', 'Strongly Disagree'.

**Findings-**

The graph points out at some stray responses of strongly disagree for the question given below;

Q3. Students are acquainted with the information and communication technologies used in the classrooms.

**Action Taken Report**

The Institution has given a keen consideration to the feedback received from the Alumni Association. The concerns of the Alumni have been taken up in the Alumni Meetings and they have been apprised of the Computer Literacy Programmes taken by the Committee for Promoting the use of Technology in teaching – Learning and Complete students Computer Literacy Programme (Audio Visual Aid / LCD/ OHP , Interactive Boards / Smart Boards etc.).

A Survey was conducted and from the findings received from the survey, a Computer Literacy Drive was organized for 153 students. The reports of which were shared with Alumni Association in the Meeting. They were apprised on the timings of the Computer lab for the student which was from 7.00a.m in the morning to 5.00 p.m. in the evening as the Institutions runs in Two Shifts. Students are given opportunities to present their project PPTs in the computer lab and Committee is always ready to resolve the students' issues related to all their grievances.

Compiled and submitted by –

Asst. Prof. Amit S. Thakare  
(Member Secretary, Feedback Committee)



BACKWARD CLASS YOUTH RELIEF COMMITTEE'S  
**BHIWAPUR MAHAVIDYALAYA**

BHIWAPUR DIST. NAGPUR- 441201  
ACCREDITED WITH GRADE 'B' (CGPA-2.54) BY NAAC, BENGALURU  
ISO-9001:2015

**Action Taken Report on Feedback from Parents on College  
Academic Session – 2022 - 2023**

The Feedback Mechanism provides Quantifiable and Qualitative measures for improvisation in the Teaching-Learning process. The entire process will be a futile attempt without proper actions being executed to bring out the desired results on improvisations.

Some of the observations made in the Feedback on an average are as follows

A graphical representation of the responses has been noted as per the Likert Scale of 'Strongly Agree', 'Agree', 'Neither Agree' nor 'Disagree', 'Disagree', 'Strongly Disagree'.

**Findings:**

After analyzing the parent's Feedback, it has been interpreted that the parents are satisfied with the initiatives the Institution has been taking for the holistic development of the students.

**Action Taken Report**

The Feedback given is highly appreciated and it will be binding on the Institution to carry forward the congenial work environment for the growth and development of the Institution and its stakeholders.

Compiled and submitted by –

Asst. Prof. Amit S. Thakare

(Member Secretary, Feedback Committee)



BACKWARD CLASS YOUTH RELIEF COMMITTEE'S  
**BHIWAPUR MAHAVIDYALAYA**

BHIWAPUR DIST. NAGPUR- 441201  
ACCREDITED WITH GRADE 'B' (CGPA-2.54) BY NAAC, BENGALURU  
ISO-9001:2015

**Action Taken Report on Feedback from Management on College  
Academic Session 2022 - 2023**

The Feedback Mechanism provides Quantifiable and Qualitative measures for improvisation in the Teaching-Learning process. The entire process will be a futile attempt without proper actions being executed to bring out the desired results on improvisations.

Some of the observations made in the Feedback on an average are as follows

A graphical representation of the responses has been noted as per the Likert Scale of 'Strongly Agree', 'Agree', 'Neither Agree' nor 'Disagree', 'Disagree', 'Strongly Disagree'. The graph does not point out any stray response of 'Strongly Disagree' for any question.

**Remarks and Suggestions**

After analyzing the Management's Feedback, it has been interpreted that the Management is satisfied with the Institution's performance.

**Action Taken Report**

After analyzing the Management's Feedback, it has been interpreted that the Management is satisfied with the Institution's performance. The response given in the Feedback by the Management has been received in good stead. It has been conveyed to all the stakeholders for their perusal. Further, we have been asked to progress in the right direction to accomplish the vision and mission of the Institute.

Compiled and submitted by –

Asst. Prof. Amit S. Thakare  
(Member Secretary, Feedback Committee)

**JOB**  
**GEORGE**  
Digitally signed  
by JOB GEORGE  
Date: 2023.09.12  
17:24:25 +05'30'  
Principal  
Bhiwapur Mahavidyalaya