



BACKWARD CLASS YOUTH RELIEF COMMITTEE'S

# BHIWAPUR MAHAVIDYALAYA

BHIWAPUR DIST. NAGPUR- 441201

ACCREDITED WITH GRADE 'B' (CGPA-2.54) BY NAAC, BENGALURU

ISO-9001:2015

AFFILIATED TO RASHTRASANT TUKADOJI MAHARAJ NAGPUR UNIVERSITY, NAGPUR

E-mail: bmv\_bhiwapur@yahoo.com; bgm.college1990@gmail.com, Website: <https://www.bmb.ac.in>

Tel: 07106-232349

## ACTIVITY REPORT

<b>ACADEMIC SESSION</b>	<b>2018-2019</b>
<b>ORGANIZER</b>	<b>Bhiwapur Mahavidyalaya, Bhiwapur</b>
<b>NAME OF THE ACTIVITY WITH TITLE</b>	<b>Use of MS-Excel in teaching-training (Criteria –VI 6.3.2 Professional Development / Administrative Training Programme for Teaching Staff)</b>
<b>DATE OF ACTIVITY</b>	<b>30/06/2018</b>
<b>MODE OF ACTIVITY</b>	<b>Offline</b>
<b>ORGANIZING COMMITTEE</b>	<b>Criteria VI and Internal Quality Assurance Cell</b>
<b>PROGRAMME COORDINATOR</b>	<b>Asst. Prof. Dr. Mangesh Kadu</b>
<b>COMMITTEE MEMBERS</b>	<b>Asst. Prof. Dr. Anita Mahawadiwar</b>
<b>NUMBER OF STUDENTS / BENEFICIARIES PARTICIPATED</b>	<b>12</b>



<p><b>BRIEF REPORT</b></p>	<p>The Internal Quality Assurance Cell of our Institution organized a Training Programme on “Use of MS-Excel in Teaching-Learning” to facilitate Faculty Members of the College to use MS Excel efficiently. Mr. Amol Bhagat, the Non-teaching Staff Member of the College, conducted the Training Programme. He trained the participants to work in MS Excel with ease. He shared some shortcut tricks while working with MS Excel. Mr. Amol Bhagat explained how to apply formulae while using MS Excel. He cleared all the doubts asked by the participants. All the teaching Staff Members of the Institution were present for the Training Programme.</p>
<p><b>PROGRAMME OBJECTIVES</b></p>	<ul style="list-style-type: none"> <li>• To promote the use of MS Excel at workplace.</li> <li>• To make the Staff Members handy with MS Excel.</li> <li>• To help the Faculty Members to create Spread sheets.</li> <li>• To help the Faculty Members to create the visual representation of data and information.</li> <li>• To facilitate calculations and graphical representation of data with MS Excel.</li> <li>• To promote the application of ICT in Teaching-Learning.</li> </ul>
<p><b>PROGRAMME OUTCOMES</b></p>	<ul style="list-style-type: none"> <li>• Participants were able to create spread sheets.</li> <li>• Participants were able to analyse data using MS Excel.</li> <li>• Participants were able to create graphs using MS Excel.</li> <li>• Promoted the use of ICT in Teaching-Learning.</li> <li>• Helped the Faculty Members to create the visual representation of data and information.</li> <li>• Facilitated calculations and graphical representation of data with MS Excel.</li> </ul>



**PHOTO GALLERY  
WITH CAPTIONS**

**Bhiwapur Mahavidyalaya**

**Bhiwapur, Dist - Nagpur - 441201**










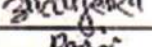


**Committee for Criteria -VI 6.3.2**

**Professional Development / Administrative Training Programme Teaching**


**One Day Training Programme on Use of MS-Excel in teaching-training**

**Date: 30<sup>th</sup> June 2018**

**Attendance List**

Sr. No.	Name	Signature
1.	Dr. Jobi George	
2.	Dr. Sunil K. Shinde	
3.	Dr. Mangesh V. Kadu	
4.	Dr. Motiraj Chavhan	
5.	Dr. Madhukar Nandanwar	
6.	Dr. Vijay Dighore	
7.	Dr. Raheel Quraishi	
8.	Dr. Anita V. Mahawadiwar	
9.	Dr. Rajesh Bahurupi	
10.	Asst. Prof. Someshwar Wasekar	
11.	Asst. Prof. Aditya Sarwe	
12.	Mrs. Rajshree O. P.	
13.	Dr. Nitisha Patankar	
14.	Dr. Sarang Dhute	
15.	Asst. Prof. Amit Kalbande	
16.	Dr. Vinita S. Virgandham	



  
Principal  
Bhiwapur Mahavidyalaya,  
Bhiwapur

**List of Faculty Members who attended the Training Programme.**



  
Principal  
Bhiwapur Mahavidyalaya,  
Bhiwapur